



C-ROB



California Rehabilitation Oversight Board

NOTICE OF SUBCOMMITTEE MEETING

The California Rehabilitation Oversight Board (C-ROB) Report Writing Subcommittee will meet on Thursday, August 25, 2022, from 12:30 p.m. to 4:00 p.m. at the California Office of the Inspector General, 10111 Old Placerville Road, Suite 110, Sacramento, CA 95827.

Visitor parking is available in the front of the building at no charge.

This notice can be accessed electronically through C-ROB's website at www.crob.ca.gov.

A copy of the Agenda is enclosed.

If you would like to submit written materials pertaining to an agenda item for distribution to board members in advance of the meeting, please submit the materials to the address below no later than twelve o'clock noon (12:00 p.m.) on Wednesday, August 17, 2022, to allow staff time to distribute them to interested persons who have requested notice of board meetings.

Email to whitneyl@oig.ca.gov, or mail to address listed below.

If you need additional information, please call (916) 417-4092 or write to:

**Linda Whitney, Board Secretary
Office of the Inspector General
10111 Old Placerville Road, Suite 110
Sacramento, CA 95827**

The meeting location is architecturally accessible to persons with physical disabilities. Persons who need auxiliary aids or other assistance for effective participation, should phone Linda Whitney at (916) 417-4092 or TTY (800) 735-2929 no later than five (5) working days prior to the board meeting.

Agenda Item #2



C-ROB



AGENDA

California Rehabilitation Oversight Board

REPORT WRITING SUBCOMMITTEE

Date: Thursday, August 25, 2022
Time: 12:30 p.m. to 4:00 p.m.
Location: California Office of the Inspector General
10111 Old Placerville Road, Suite 110
Sacramento, CA 95827

Open Session

1. Call to order
2. Introduction and review agenda
3. Review and approve minutes from the August 13, 2019 Report Writing Subcommittee meeting
4. Subcommittee discussion
 - Writing of the September 15, 2022 C-ROB Annual Report
5. Public comment
 - The board will accept public comment on any matter under its jurisdiction. Speakers are asked to limit their comments to three (3) minutes. The board cannot act on any public comment or other matters not on the agenda.
6. Adjournment

THE ORDER OF BUSINESS MAY BE CHANGED WITHOUT NOTICE. Notice is hereby given that the order of consideration of matters on this agenda may be changed without prior notice. The board will recess for a break, if necessary.

Additional information on the California Rehabilitation Oversight Board and all public notices for meetings may be viewed and downloaded from C-ROB's website at www.crob.ca.gov.

Individuals requiring accommodation for disabilities (including interpreters and alternative formats) should contact Linda Whitney at (916) 417-4092 or TTY (800) 735-2929 at least five (5) working days prior to the scheduled meeting.

Gavin Newsom, Governor

10111 OLD PLACERVILLE ROAD, SUITE 110 SACRAMENTO, CA 95827 PHONE: (916) 417-4092

**Agenda Item
#3**



C-ROB



MINUTES

California Rehabilitation Oversight Board **REPORT WRITING SUBCOMMITTEE**

The California Rehabilitation Oversight Board (C-ROB) Report Writing Subcommittee (RWC) met in open session on August 13, 2019, at 12:30 p.m., at the Office of the Inspector General, 10111 Old Placerville Road, Suite 110, Sacramento, CA 95827.

Board Member Attendees: **William Arroyo, M.D.**, Regional Medical Director, Los Angeles County Department of Mental Health; **Brenda Grealish**, Assistant Deputy Director, Mental Health and Substance Use Disorder Services, (Designee for Jennifer Kent, California Department of Health Care Services); and **Susan Turner**, Professor, University of California, Irvine (President of the University of California appointee).

Absent from the meeting: **Jennie Singer**, Professor, California State University, Sacramento (Chancellor of California State University appointee)

Office of the Inspector General staff: Chuck Rufo, C-ROB Executive Director, Nico Gilbert-Ingelsrud, Ashley Schiele, Sara Merwin, and Linda Whitney, Board Secretary.

CDCR Presenters: Kevin Hoffman, Ryan Souza, Brantley Choate, John Wheeler, and Vicki Gutierrez.

Public Commenters: none.

1. Call to order.

Mr. Rufo called the meeting to order at 12:38 p.m.

2. Introduction and review agenda.

Mr. Rufo had the C-ROB subcommittee members and OIG staff introduce themselves, and he reviewed the agenda. There were no comments.

3. Review and approve the minutes from the August 21, 2018, Report Writing Subcommittee meeting.

Mr. Rufo reviewed the minutes from the last Report Writing Subcommittee meeting. The minutes were approved without changes. Dr. Turner moved to approve and Ms. Grealish seconded the motion. Dr. Arroyo voted to approve the minutes.

4. Subcommittee Discussion.

Mr. Rufo reviewed the latest draft of the September 15, 2019 report for the period of July 2018 through June 2019. Mr. Rufo stated that the draft report distributed today included further updates than the copy previously sent to the members.

Mr. Rufo reviewed the changes in the Executive Summary section of the report, site visit information gathered, and summary of past C-ROB meetings included in this year's report.

Mr. Souza answered questions from the subcommittee members regarding the In-Prison Integrated Substance Abuse Treatment Program and various tables in the report.

The subcommittee discussed the changes the California Department of Corrections and Rehabilitation has made regarding the COMPAS tool and looking at family criminality.

The subcommittee discussed adding footnotes, for clarification, to a couple of the tables.

5. Public comment

None

6. Adjournment

The meeting was adjourned at 4:16 p.m.

C-ROB Secretary

Dated

(These Minutes are posted on the web at www.oig.ca.gov.)

Agenda Item #4

C-ROB

SEPTEMBER 15, 2022

C-ROB REPORT



CALIFORNIA REHABILITATION OVERSIGHT BOARD

Chairperson Amarik Singh, Inspector General

Kathleen Allison, Secretary, California Department of Corrections and Rehabilitation

Carolyn Zachry, Administrator, Adult Education Office, Career and College Transition Division
(Designee for Tony Thurmond, State Superintendent of Public Instruction, California Department of Education)

Lebaron Woodyard, Ph.D., Dean of Academic Affairs, Educational Services and Support Division
(Designee for Eloy Ortiz Oakley, Chancellor, California Community Colleges)

Jacey Cooper, Chief Deputy Director, California Department of Health Care Services
(Designee for Michelle Baass, Director, California Department of Health Care Services)

Stephanie Clendenin, Director, California Department of State Hospitals

Alexa Sardina, Assistant Professor, California State University, Sacramento, Division of Criminal Justice

William F. Honsal, Sheriff, County of Humboldt
(Appointee of the Governor)

William Arroyo, M.D., Mental Health Representative
(Appointee of the Speaker of the Assembly)

Tamika Nelson, Chief Probation Officer, San Diego County
(Appointee of the Senate Rule Committee)

Contributors

Ashley Barton-Schiele, Executive Director

Junko Fujisue-Wells, Associate Governmental Program Analyst

The Office *of the* Inspector General
September 2022

CONTENTS

Tables	v
Introduction	1
C-ROB Meetings	2
Background	3
Preparing This Report and Disclaimer	4
Correctional Rehabilitation	5
California Logic Model	7
Assess High Risk	8
Assess Needs	9
Core Correctional Offender Management Profiling for Alternative Sanctions	9
Comprehensive Adult Student Assessment Systems	11
Reentry Correctional Offender Management Profiling for Alternative Sanctions	11
Develop Behavior Management Plans	13
Deliver Programs	14
Proposition 57 – Public Safety and Rehabilitation Act of 2016	15
Program Grants	16
Innovative Programming Grants	17
<i>Victim Impact Grants</i>	17
California Reentry and Enrichment Grants	18
Rehabilitative Investment Grants for Healing and Transformation	18
Academic Education Programs	18
Traditional Education	19
Postsecondary and Continuing Education	20
Career Technical Education Programs	22
Integrated Substance Use Disorder Treatment Program	23
ISUDT – Future Departmental Plans	29
Offender Mentor Certification Program	29
California Prison Industry Authority	30
Industry Employment Program	30
Joint Venture Program	31
Conservation Camps	31
Inmate Activity Groups	32
DRP TV	33
Measure Progress	34
Academic Education Progress	34
ISUDT Medication-Assisted Treatment (MAT) Monitoring	34
Prepare for Reentry	35
ISUDT Reentry	35
Transitions Program	35
California Identification Card Project	36
Transitional Case Management Program (TCMP)	37
Benefit Outcomes and TCMP Dispositions	37
Pre-Release Video Conferencing	42

Transitional Community Programs	42
Male Community Reentry Program	42
Custody to Community Transitional Reentry Program	42
Alternative Custody Program	43
Community Prison Mother Program	43
Reintegrate	44
Long-Term Offender Reintegration Programs	45
Long-Term Offender Reentry Recovery	45
Transitional Housing Program	45
Peer Reentry Navigation Network	46
Behavioral Health Reintegration	46
ISUDT Community Aftercare	46
Resource Programs	48
Community-Based Coalition and Day Reporting Center	48
Reentry Resource Center	49
Parole and Community Team	49
Employment	49
Ventura Training Center	49
Caltrans Parolee Work Crew Program	50
Follow Up	51
Recidivism for Offenders Released in Fiscal Year 2015–16	51
Recidivism in CALPIA From August 2014 to July 2018	52
Impact of Integrated Substance Use Disorder Treatment Program	53
2022 Findings	55
Board Recommendations	56
Appendices	57
Appendix A. Rehabilitative Case Plan	58
Appendix B. ISUDT Programming Matrix, Budgeted, Fiscal Year 2022–23	59
Appendix C. Academic and CTE Teacher Distribution and Budgeted Capacity, Fiscal Year 2020–21	60
Appendix D. Grant Recipients, Rounds I Through VI	61
Appendix E. Rehabilitative Achievement Credit (RAC) Eligible Inmate Activity Groups	70
Appendix F. List of Institutional Abbreviations	76
Appendix G. CALPIA Educational Locations	77
Appendix H. Milestone Completion Credit Schedule (MCCS)	78

TABLES

Table 1. Risk Assessments for Incarcerated and Parole Populations (2020–2022)	8
Table 2. Administration of COMPAS Assessment for the Eligible and Classified Incarcerated Population (2020–2022), Including MHSDS Data for 2022	10
Table 3. Rehabilitative Needs of Incarcerated Persons Determined by COMPAS Assessment (2020–22), Including MHSDS Data for 2022	10
Table 4. Parole Reentry COMPAS Assessments (2020–2022)	12
Table 5. Rehabilitative Needs of Parolees Based on Reentry COMPAS (2020–2022)	12
Table 6. Adult Rehabilitative Annual Program Capacity (2020–2022)	15
Table 7. Credits Awarded (Fiscal Year 2021–22)	16
Table 8. Achievements in Traditional Education (Fiscal Years 2019–20, 2020–21, 2021–22)	20
Table 9. Achievements in Postsecondary and Continuing Education	22
Table 10. CTE Achievements (Fiscal Years 2019–20, 2020–21, 2021–22)	23
Table 11. ISUDT Screening Results by Mental Health Classification	25
Table 12. ISUDT Level of Care as Determined by ASAM Assessment	26
Table 13. In-Prison ISUDT Program Completion (Fiscal Year 2021–22)	27
Table 14. In-Prison ISUDT Program Completion Rates (Fiscal Year 2021–22)	28
Table 15. Offender Mentor Certification Program (2021–2022)	30
Table 16. CAL-ID Applications and Cards Issued (Fiscal Years 2019–20, 2020–21, 2021–22)	37
Table 17. TCMP Service Dispositions for Populations Released in Fiscal Years 2020–21 and 2021–22	38
Table 18. TCMP Service Dispositions by Mental Health Designation for Populations Released in Fiscal Years 2020–21 and 2021–22	39
Table 19. Benefit Application Outcomes (Fiscal Years 2020–21 and 2021–22)	40
Table 20. Benefit Application Outcomes by Mental Health (Fiscal Years 2020–21 and 2021–22)	41
Table 21. Subsets of Parolees Released with a Moderate to High CSRA Score (Fiscal Year 2021–22)	44
Table 22. Moderate to High-Risk Parolees and Participation in Programs Consistent With Needs Within First Year of Release (Fiscal Year 2021–22)	45
Table 23. Community Aftercare SUDT Completion Rates (Fiscal Year 2021–22)	48

All photographs reproduced in this report were provided courtesy of the Department of Corrections and Rehabilitation.

Selected Abbreviations [table of terms goes here]

DRAFT

INTRODUCTION

The California Rehabilitation Oversight Board (C-ROB, or the board) was created to provide guidance and recommendations to the California Department of Corrections and Rehabilitation (the department) concerning its rehabilitation of incarcerated persons within the State's prison system. The board's goal is to reduce recidivism when incarcerated persons are released into communities. This is the board's 23rd report, and as of September XX, 2022, approximately 97,000* people are incarcerated in prisons within the department. Most of these individuals will eventually be released back into the communities of this State.¹ The Inspector General of the Office of the Inspector General (the OIG) sits as chairperson of the board and provides OIG staff to conduct reviews regarding the department's rehabilitation efforts and to aid in preparing this report.

[*NOTE: This number is as of July 6. This will get updated to be the number from the most recent population report as of the publication date.]

DRAFT

¹ United States Department of Justice, Office of Justice Programs, Bureau of Justice Statistics: <https://www.bjs.gov/content/reentry/reentry.cfm>.

C-ROB MEETINGS

C-ROB held board meetings on September 10, 2021, March 10, 2022, and June 30, 2022. Additionally, the Board had one report-writing subcommittee meeting on August 25, 2022. During the board meetings, presentations were given by staff from the Division of Rehabilitative Programs (DRP), the Division of Adult Parole Operations (DAPO), the OIG, and the Department of Health Care Services (DHCS). DRP presented information concerning the rehabilitative budget for fiscal year 2021–22. DAPO gave a general update that included information on multiple new programs and initiatives. The OIG presented the road map for the 2022 C-ROB report as well as changes in the California State Penal Code related to both the board and the department. DHCS presented information regarding the California Advancing and Innovating Medi-Cal (CalAIM) and Justice Involved Initiative.

DRAFT

BACKGROUND

C-ROB was established by California Assembly Bill 900, the Public Safety and Offender Rehabilitation Services Act of 2007 (the Act), and the board held its first meeting on June 19, 2007.² The Act was intended to address the serious problem of overcrowding in California's prisons and to improve rehabilitative outcomes among California's incarcerated people and parolees.

C-ROB is a multidisciplinary public board with members from various State and local entities. California Penal Code section 6141 mandates that C-ROB examine and report on rehabilitative programming provided to incarcerated people and parolees by the department. The board examines and reports on the implementation of an effective treatment model throughout the department, including evidence-based rehabilitative programming. According to statute, C-ROB must submit an annual report on September 15 to the Governor and the Legislature. This report must minimally include findings on the following:

- Effectiveness of treatment efforts,
- Rehabilitation needs of incarcerated individuals,
- Gaps in rehabilitation services, and
- Levels of incarcerated individuals' participation and success.

The board must also offer recommendations to the Governor and the Legislature with respect to the department modifying, adding, or eliminating rehabilitation and treatment programs and, in doing its work, use the findings and recommendations published by the Expert Panel on Adult Offender and Recidivism Reduction Programs.³ The panel identified eight evidence-based principles and practices, collectively called the California Logic Model. This model shows what effective rehabilitation programming could look like if California implemented the panel's recommendations.

The panel produced evidence that supported the cost-effectiveness of rehabilitative programming. The California Logic Model's framework and implementation status is discussed in this report. The two overarching recommendations of the report by the panel were to reduce overcrowding in the department's institutions and parole offices, and to expand the department's system of positive reinforcements for incarcerated individuals who successfully complete their rehabilitation program requirements, comply with institutional rules in prison, and fulfill their parole obligations in the community.

² Assembly Bill 900 (Solorio), Chapter 7, Statutes 2007.

³ *A Roadmap for Effective Offender Programming in California*, 2007, CDCR.

Preparing This Report and Disclaimer

The scope of this report is based on information and data requested from the department as well as research conducted on various rehabilitative practices and programs. The department's data reflect information concerning incarcerated individuals for the period of July 2021 through June 2022.

This information has not been audited by the board. The board does not make any representation as to the accuracy or materiality of the data received from the department. This report is not an audit, and there is no representation it was subject to government-auditing standards.

DRAFT

CORRECTIONAL REHABILITATION

On July 1, 2005, the department changed its name from the California Department of Corrections to the California Department of Corrections and Rehabilitation pursuant to Senate Bill 737. Correctional rehabilitation in California has expanded exponentially since that time. Essentially, the “focus [of correctional rehabilitation] is not simply on lawbreakers but also on protecting society: by making offenders less criminal, fewer people will be victimized and society will, as a result, be safer.”⁴

The department’s vision reflects this objective of protecting society. The department states that its vision is to “enhance public safety and promote successful community reintegration through education, treatment, and active participation in rehabilitative and restorative justice programs.”⁵

Correctional rehabilitation practices have evolved, yet one tool that has continued to be used is the Risk–Need–Responsivity model.⁶ The model discusses three core principles: *risk*, which is to match the level of care to the incarcerated person’s risk to reoffend; *need*, which is to assess criminogenic needs and target them in treatment; and *responsivity*, which is to maximize an incarcerated person’s ability to learn through the tailoring of intervention and learning style.

Eight basic criminogenic needs that can affect the rehabilitation of incarcerated individuals are:

- Antisocial personality pattern
- Criminal history
- Education/employment
- Family/marital
- Leisure/recreation
- Procriminal associates

⁴ “Rehabilitation: What is Rehabilitation?” Law Library – American Law and Legal Information, July 18, 2022, <https://law.jrank.org/pages/1933/Rehabilitation-What-rehabilitation.html>.

⁵ “Vision, Mission, Values and Goals,” California Department of Corrections and Rehabilitation, July 18, 2022, <https://www.cdcr.ca.gov/about-cdcr/vision-mission-values/>.

⁶ D. A. Andrews, J. Bonta, and R. D. Hoge (1990). Classification for effective rehabilitation: Rediscovering psychology. *Criminal Justice and Behavior*, 17(1), 19–52. <https://doi.org/10.1177/0093854890017001004>.

- Procriminal attitudes
- Substance abuse⁷

Many entities, including the National Institutes of Health and the National Council on Crime and Delinquency, have recognized these eight criminogenic needs. All the needs listed, with the exception of criminal history, are dynamic and can have a negative impact on a person's likelihood to reoffend.

The department uses a variety of tools and programs to assess and respond to risks and needs. The fiscal year 2021–22 budget allotted DRP with approximately \$607.2 million in general funds. DRP broke down the use of this budget into four general areas: correctional education, in-prison programs, community reentry services, and administration. DRP is a major source of correctional rehabilitation programs; however, it is not the only source. Rehabilitation starts when a person arrives in prison and continues through their transition and reintegration into the community after release.

Along with DRP, the Office of Community Partnerships, DAPO, California Correctional Health Care Services (CCHCS), the Office of Correctional Education (OCE), and the California Prison Industry Authority (CALPIA) all contribute to correctional rehabilitation. Rehabilitation programs provided by these entities help incarcerated persons gain knowledge, expertise, certifications, education, health care, and more.

A common industry practice used to measure correctional rehabilitation's performance is through studying recidivism rates. Although recidivism has not changed significantly in the last few years, as shown in the section of this report titled **Follow Up**, the department continues to make significant steps forward in correctional rehabilitation. The board hopes to see the effects of these changes in future recidivism reports.

⁷ James Bonta and J. Wormith (2013). Applying the risk-need-responsivity principles to offender assessment.

CALIFORNIA LOGIC MODEL

The department's goal, as addressed by the California Logic Model, is to ensure that incarcerated people identified as having moderate to high risk and needs receive evidence-based programming consistent with their criminogenic needs prior to release. This section describes the progress the department made in implementing the eight components of the California Logic Model during this reporting period. The following are the model's eight basic components:

- Assess high risk: Target incarcerated individuals who pose the highest risk to reoffend.
- Assess needs: Identify incarcerated individuals' criminogenic needs and dynamic risk factors.
- Develop behavior management plans: Utilize assessment results to develop an individualized case plan.
- Deliver programs: Deliver cognitive behavioral programs offering varying levels of duration and intensity.
- Measure progress: Periodically evaluate progress, update treatment plans, measure treatment gains, and determine appropriateness for program completion.
- Prepare for reentry: Develop a formal reentry plan prior to program completion to ensure a continuum of care.
- Reintegrate: Provide aftercare through collaboration with community providers.
- Follow up: Track incarcerated individuals and collect outcome data.

This report outlines each component and the rehabilitative efforts demonstrated in each area. Information about the department's efforts and performance in rehabilitation is organized in subsequent sections of this report corresponding to each component of the California Logic Model.

ASSESS HIGH RISK

The department uses the results of the California Static Risk Assessment (CSRA) tool to assess an incarcerated person's risk to reoffend. The CSRA is given during the start of an individual's incarceration. The CSRA uses an incarcerated person's past criminal history and characteristics to predict the static risk to reoffend; hence, the results do not change based on a person's rehabilitative programming. The only factors that may alter the results are age and changes in the person's criminal history.

Table 1 shows the number of incarcerated and paroled persons who received the CSRA, and of those, who received a moderate-to-high CSRA score in the past three fiscal years. Consistent with previous years, as of June 30, 2022, 99 percent of incarcerated persons had received a CSRA. Similarly, the percentage of the incarcerated population with a moderate to high risk to reoffend has remained fairly consistent. Of the total incarcerated population receiving a moderate to high CSRA score, 14 percent of this group was also in the Mental Health Services Delivery System (MHSDS). All paroled persons had received a CSRA, and 57 percent had a moderate to high risk to reoffend at the time of assessment.

Table 1. Risk Assessments for Incarcerated and Parole Populations (2020–2022)

	June 2020		June 2021		June 2022	
	Amount	Percentage	Amount	Percentage	Amount	Percentage
Incarcerated population	112,249	100%	98,173	100%	97,391	100%
Received CSRA	111,468	99%	95,943	98%	95,964	99%
Received moderate/high CSRA score	50,835	45%	39,353	40%	39,409	40%
Received CSRA and in MHSDS	—	—	—	—	32,485	33%
Received Moderate/high CSRA and in MHSDS	—	—	—	—	13,527	14%
Paroled population	52,131	100%	49,927	100%	42,725	100%
Received CSRA	51,410	99%	49,358	99%	42,725	100%
Received moderate/high CSRA score	29,039	56%	28,127	56%	24,431	57%

Source: All data were provided by the Division of Rehabilitative Programs. Data for the incarcerated population were provided as of June 30, 2020; June 30, 2021; and June 30, 2022. Paroled population data were provided as of June 30, 2020; July 1, 2021; and June 30, 2022.

ASSESS NEEDS

The department uses two main assessments to determine in-prison needs. The Core Correctional Offender Management Profiling for Alternative Sanctions (Core COMPAS) is a needs-based assessment tool that determines the rehabilitative programming needs of incarcerated persons. The Comprehensive Adult Student Assessments System (CASAS), which is expected to replace the Test of Adult Basic Education (TABE®) by the end of the calendar year, assesses whether incarcerated persons have a need for education and determines their appropriate program placement. The department uses the Reentry COMPAS assessment during the reentry phase of the California Logical Model to assess postrelease needs.

Core Correctional Offender Management Profiling for Alternative Sanctions

The Core Correctional Offender Management Profiling for Alternative Sanctions (COMPAS) assessment is given at the beginning of a person's incarceration during the reception process. The department uses the Core COMPAS to determine whether an incarcerated person has a need for rehabilitation in four areas: criminal personality, anger, employment, or support from family of origin. The scores indicate whether the incarcerated person has a low, moderate, or high need of rehabilitation in that area.

Previously, the department assessed substance abuse using the COMPAS, but in partnership with CCHCS, has begun using tools developed by the National Institute on Drug Abuse (NIDA) and the American Society of Addiction Medicine (ASAM) to assess the rehabilitative need for substance use disorder treatment (SUDT) and the level of care required. Substance use dependency assessments and programs are discussed in the integrated substance use disorder treatment (ISUDT) section of this report.

Incarcerated people are ineligible for the Core COMPAS assessment if they are designated at a mental health level of Enhanced Outpatient Program (EOP) or higher, are at a reception center and unclassified, are condemned, or are transgender or nonbinary. The department is currently working on updating the Core COMPAS tool to remove bias, which will allow for transgender or nonbinary incarcerated persons to be assessed. Eligibility for the Core COMPAS assessment is determined at the time the assessment is given. A person's eligibility status can change at any time during the incarceration period.

As of June 30, 2022, 71,027 persons were eligible to receive a Core COMPAS assessment and of those eligible, 66,454 have completed the assessment. Of the completed assessments, 18,219 were persons in the MHSDS. An additional 22,321 incarcerated persons have completed the Core COMPAS assessment, but

their numbers are not reflected in the table below due to changes in eligibility status after completion of the assessment.

Table 2. Administration of COMPAS Assessment for the Eligible and Classified Incarcerated Population (2020–2022), Including MHSDS Data for 2022

	June 2020	June 2021	June 2022
Eligible for Core COMPAS	90,209	84,856	71,027
Completed Core COMPAS*	89,029	82,248	66,454
In MHSDS and eligible for Core COMPAS	—	—	19,576
In MHSDS and completed Core COMPAS*	—	—	18,219

*The number of completed Core COMPAS assessments is of those who were eligible,

Source: Data as of June 30, 2020, 2021, and 2022, were provided by the Division of Rehabilitative Programs.

The rehabilitative needs of the incarcerated population with completed Core COMPAS assessments are shown for the past three years (see Table 3). The data were collected as of June 30 each year and show the distribution of low versus moderate and high needs in this population. This year’s data include a subset of patients in the MHSDS, and the numbers indicate that moderate to high needs tend to be slightly higher among those who are in the mental health system.

Table 3. Rehabilitative Needs of Incarcerated Persons Determined by COMPAS Assessment (2020–22), Including MHSDS Data for 2022

Rehabilitative Need	Need Level	June 2020	June 2021	June 2022	
				All	MHSDS
Criminal personality	Low	57.7%	57.5%	57.1%	49.5%
	Mod/High	42.2%	42.5%	42.9%	50.5%
Anger	Low	48.3%	47.7%	47.4%	41.1%
	Mod/High	51.7%	52.3%	52.6%	58.9%
Employment problems	Low	62.0%	61.7%	61.4%	55.4%
	Mod/High	38.0%	38.3%	38.6%	44.6%
Support from family of origin	Low	76.5%	76.4%	75.5%	69.1%
	Mod/High	23.5%	23.6%	24.5%	30.9%

Source: Data as of June 30, 2020, 2021, and 2022, provided by the Division of Rehabilitative Programs.

Comprehensive Adult Student Assessment Systems

The department previously used the TABE[®] at the beginning of a person's incarceration to test reading levels and to determine an incarcerated person's educational needs. The department is switching the initial assessment to be the Comprehensive Adult Student Assessment Systems (CASAS) test, which was previously given upon assignment to education. The CASAS requires less time to administer, resulting in less test fatigue and more accurate scores. Since the CASAS and TABE[®] both test for the same types of academic standards, performance expectations, and grade-level equivalents, the department is switching solely to the CASAS to reduce duplicative testing, and the amount of time and work spent administering the test.

The CASAS test categorizes students with a need for education into one of four levels according to their reading ability. Adult Basic Education I (ABE I) is for students who score from 0.0 to 3.9, Adult Basic Education II (ABE II) is for students who score from 4.0 to 6.9, and Adult Basic Education III (ABE III) is for students who score from 7.0 to 8.9. General Education Development (GED) is for students who score 9.0 and above. The complete transition to administering CASAS during reception is expected to occur by the end of 2022.

Reentry Correctional Offender Management Profiling for Alternative Sanctions

Incarcerated individuals who are within seven months of release are eligible for a Reentry Correctional Offender Management Profiling for Alternative Sanctions (COMPAS). The Reentry COMPAS is managed by the Community Transition Program whose mission is to pair those incarcerated persons who demonstrate the highest risk levels with a community program that addresses their assessed needs. The resulting scores from this assessment are used to guide programming decisions upon parole.

In fiscal year 2021–22, the parolee population continued to decrease. As of June 30, 2022, 94.6 percent of parolees received a Reentry COMPAS assessment (see Table 4, next page). The distribution of rehabilitative need among the parolee population as identified by the COMPAS has remained steady over the past few years (see Table 5, next page). Moderate to high levels of need were highest for Reentry Substance Abuse at 58.5 percent, followed by Reentry Financial need at 46.1 percent, and Reentry Employment Expectations at 45.4 percent.

Table 4. Parole Reentry COMPAS Assessments (2020–2022)

	June 2020	June 2021	June 2022
Parolee population	52,131	49,927	42,725
Received COMPAS	50,111	47,588	40,403
Percent received	96.1%	95.3%	94.6%

Source: Data as of June 30, 2020, 2021, and 2022 provided by the Division of Rehabilitative Programs.

Table 5. Rehabilitative Needs of Parolees Based on Reentry COMPAS (2020–2022)

Rehabilitative Need	Need Level	June 2020	June 2021	June 2022
Reentry Substance Abuse	Low	44.4%	42.6%	41.5%
	Mod/High	55.6%	57.4%	58.5%
Criminal Thinking Observation	Low	85.9%	85.8%	86.8%
	Mod/High	14.1%	14.2%	13.2%
Negative Social Cognitions	Low	81.7%	81.5%	81.3%
	Mod/High	18.3%	18.5%	18.7%
Reentry Financial	Low	51.2%	52.7%	53.9%
	Mod/High	48.8%	47.3%	46.1%
Reentry Employment Expectations	Low	52.4%	53.5%	54.6%
	Mod/High	47.6%	46.5%	45.4%
Reentry Residential Instability	Low	60.8%	60.0%	58.9%
	Mod/High	39.2%	40.0%	41.1%

Source: Data as of June 30, 2020, 2021, and 2022 provided by the Division of Rehabilitative Programs.

DEVELOP BEHAVIOR MANAGEMENT PLANS

In March 2020, the department began utilizing the Rehabilitative Case Plan Study (RCPS) in the Strategic Offender Management System (SOMS) database to manage rehabilitative case planning (Appendix A). If members of the incarcerated population completed the risk and needs assessment, they met with institutional staff to have them help create an RCPS. The RCPS is a tool that correctional counselors and institutional classification committees used to view and document information such as self-assessment guides and course summaries. After staff reviewed the RCPS, the incarcerated person was put on waitlists for programs that were relevant to that individual's needs, and once enrolled, the RCPS also tracked the person's progress. The department has continued its development of additional case management tools and trainings for staff.

DRAFT

DELIVER PROGRAMS

Rehabilitative programs are an integral part of the correctional rehabilitative process. Many entities provide programs to the incarcerated population. The programs range from activity groups to evidence-based therapy and treatments to employment and education. The department has expanded rehabilitative programs exponentially in the last decade.



In March 2020, due to the impact of the novel coronavirus pandemic (COVID-19), the department switched to in-cell programming. Completion and participation rates subsequently dropped significantly for most programs. In May 2021, a phased reopening for rehabilitation was implemented and since then, most institutions have reinstated in-person programs. The department continues to monitor COVID-19 cases and will reinstate precautionary measures as needed.

The education and ISUDT program capacities shown in Table 6 reflect the number of incarcerated persons that evidence-based programs can accommodate in a year. The total capacity of all programs has increased to 87,268 persons, academic education capacity has increased slightly, and career technical education capacity has remained mostly unchanged. The data also reflect the transition from the in-prison substance abuse and cognitive behavioral treatment programs to the ISUDT program and its three levels of care.

Enrollment capacity for Cognitive Behavioral Intervention (CBI)-Intensive Outpatient level of care was at its highest level as of June 30, 2021. In May 2021, CBI-Intensive Outpatient participants were transferred to the CBI-Outpatient program; as a result, annual program capacities are provided only for CBI-Outpatient and CBI-Life Skills. As of June 30, 2022, the capacity for CBI-Outpatient was 14,407 patients and the capacity for CBI-Life Skills was 16,329 patients, each showing a significant increase in capacity compared with figures from the previous fiscal year.

Table 6. Adult Rehabilitative Annual Program Capacity (2020–2022)

Rehabilitative Program	June 2020	June 2021	June 2022
Academic Education	44,901	44,268	45,852
Career Technical Education	10,719	10,665	10,680
In-Prison Substance Abuse	5,592	0	0
In-Prison Cognitive Behavioral Treatment:			
<i>Anger Management</i>	3,792	0	0
<i>Criminal Thinking</i>	3,840	0	0
<i>Family Relationships</i>	1,916	0	0
<i>Victim Impact</i>	744	0	0
<i>Denial Management</i>	744	0	0
In-Prison Cognitive Behavioral Interventions:			
<i>CBI – Intensive Outpatient</i>	6,240	15,132	0
<i>CBI – Outpatient</i>	2,316	5,376	46,823
<i>CBI – Life Skills</i>	2,460	9,216	16,329
Total capacity for all programs	83,264	84,657	119,684

Source: Data as of June 30, 2020, 2021, and 2022 provided by the Division of Rehabilitative Programs.

Proposition 57 – Public Safety and Rehabilitation Act of 2016

In November 2016, California passed Proposition 57, the California Parole for Non-Violent Criminals and Juvenile Court Trial Requirements Initiative, requiring the department to adopt regulations implementing new parole and sentence credit provisions to enhance public safety, and authorizing the department to award sentence credits for rehabilitative achievement, good conduct, or educational merit. The department continues to offer rehabilitative achievement credits, good conduct credits, educational merit credits, and milestone credits to incarcerated individuals.

Three types of credits are designed for rehabilitative programming. Educational Merit Credits (EMC) can award 180 calendar days for the completion of high school diploma or equivalency programs, higher education degrees, or the Offender Mentor Certification Program. Milestone Completion Credits (MCC) are awarded for successful completion of rehabilitative or educational programs designed to prepare individuals for employment upon release. MCC may be awarded in no less than one-week, but no more than 12-week increments in a 12-month period. Appendix H shows the full Milestone Completion Credit Schedule. Rehabilitative Achievement Credits (RAC) may award 10 days to individuals who complete 52 hours of approved self-help and volunteer public service programs.

Effective May 2021, the department enacted many credit-earning rate changes as an emergency regulation change. Notably, violent offenders began earning 33.3 percent (one day of credit for every two days served). Additionally, offenders serving time for nonviolent second strikes were to earn a rate of 66.6 percent (two days of credit for every one day served) compared with 50 percent (one day of credit for every one day served), but this increase was not adopted.

As of the publication of this report, three lawsuits have been filed in response to the emergency regulations. The first, filed in May 2021 shortly after the changes took effect, was by a group of California district attorneys who filed a lawsuit in Sacramento County Superior Court. They requested, among other things, a judicial declaration invalidating the regulations for being improperly adopted. The district attorneys have been dismissed as plaintiffs and two victims' advocacy groups have been added as plaintiffs. The lawsuit remains open. The second lawsuit filed in December 2021 also by district attorneys, was dismissed by the district attorneys in court. The third was filed in early 2022 by a victims' advocacy group and two victims. They are seeking a judicial declaration, among other things, invalidating the regulation as well as the two readoptions of the regulations. This case is still open. The board will provide an update for the open cases in the next report.

Between July 2021 and June 2022, the department released 18,581 incarcerated persons due to earned credits authorized by Proposition 57 that advanced their release dates. According to the department, these individuals, excluding those released from fire camps, earned an estimated average of 215.3 days of additional credit.

As shown in Table 7, the department awarded a total of 354,510 days in EMC, 1,251,376 days in MCC, and 142,330 days in RAC. In addition, Appendix G shows the milestone completion credit earning schedule.

Table 7. Credits Awarded (Fiscal Year 2021–22)

Type of Credit	FY 2021–22
Educational Merit Credit (EMC)	354,510
Milestone Completion Credit (MCC)	1,251,376
Rehabilitative Achievement Credit (RAC)	142,330

Source: Data provided by the Office of Research, Division of Correctional Policy Research and Internal Oversight, CDCR.

Program Grants

The State Budget Act of 2019 included funding for three types of prison programming grants. The purpose of these grants was to assist programs that provide or focus on individual responsibility, restorative justice, victim impact,

reentry, or enrichment. Grants were awarded at the start of the cycle, and grantees received funding each year to provide their program(s) over a two- or three-year cycle, depending on the type of grant.

The grant funding for the Innovative Programming, Victim Impact, and California Reentry Enrichment grants was set to end in April 2022. Subsequently, the Budget Act of 2021 included funding to extend these grants and a new grant, the Rehabilitative Investment Grants for Healing and Transformation.

Innovative Programming Grants

Innovative programming grant (IPG) eligibility includes nonprofit organizations that currently provide programs in an adult correctional setting, that have demonstrated success, and that focus on individual responsibility and the principles of restorative justice.

The department requested input from DAI and CCHCS to identify the target populations or underserved institutions for innovative programming grants. The request for applications listed five targets:

- Programmatically underserved institutions
- Level IV 180-design facilities
- Non-designated programming facilities
- Enhanced outpatient (EOP) programs
- Youth programs

Applicants were permitted to submit a single grant application for a program that would be offered at one or more prison locations. Applicants specified at which institutions or yards the program would be located.

For fiscal year 2022–23, 44 grants were awarded, totaling approximately \$12 million in grant funding over a three-year period.

Victim Impact Grants

Victim Impact Grants fund programs that deliver victim-focused services. DRP released an initial request for application (RFA) in July 2019 for programs that focused on victim impact. In addition, the Office of Victim and Survivor Rights and Services (OVSRS) released an RFA in July 2019 for programs that focused on Victim Offender Dialogue. Eligibility for both RFAs was open to nonprofit organizations that have demonstrated success and provide victim impact programs in an adult correctional setting. Applicant organization programs should also focus on individual responsibility and restorative justice principles. In November 2019, DRP awarded a total of 23 program awards to 12 applicants to provide

programming at 14 institutions. In September 2019, OVSR awarded funds to four applicants providing services throughout the State of California.

For fiscal year 2022–23, 12 programs have been awarded funding, totaling approximately \$2 million over a two-year period.

California Reentry and Enrichment Grants

The Budget Act of 2019 awarded an additional \$5 million to California Reentry and Enrichment (CARE) grants. Senate Bill 94 added section 5007.3 to the California Penal Code that required the department to develop a 10-member CARE grant steering committee in consultation with the Legislature.

The steering committee was established in February 2020. Utilizing a steering committee to award grant funds for rehabilitative programs was a new process for DRP. Eligibility is available to nonprofit organizations that currently provide programs in adult correctional facilities, that have demonstrated success, and that focus on healing programs, insight-oriented restorative justice, and transformative justice.

In total for fiscal year 2022–23, 79 programs have been awarded CARE grants, totaling approximately \$15 million over a three-year period.

Rehabilitative Investment Grants for Healing and Transformation

The Budget Act of 2022 included \$20 million allocated for the Rehabilitative Investment Grants for Healing and Transformation (RIGHT). Eligibility is open to nonprofit organizations that have provided in-prison rehabilitative programming within three to five years prior to submission of their application. The purpose of the funding is to support the development and delivery of in-prison programming, which can include research and program development, efficacy and delivery, training, and technology. DRP intends to release a request for applications in October 2022.

Academic Education Programs

Academic education programs are run by OCE, a subdivision of DRP. The educational program offers students at every learning level an opportunity to gain a high school diploma or equivalency, as well as associate's and bachelor's degrees. In addition, these programs provide career and technical education (CTE), which offers students certificates and knowledge in career trades. The department is continuously making efforts to better its offerings in correctional education.

In early January 2020, the department eliminated the delivery models of general population, voluntary, and alternative education programming, and implemented traditional, postsecondary and continuing, and alternative education. In addition to the change in delivery models, class times and class student capacity levels were

reduced. These changes allowed for more one-on-one time and focused teaching compared with the previous education model (see text box below).

Past and Current Education Models	
<i>Before January 2020</i>	<i>January 2020 to Present</i>
General Population	Traditional Education
Voluntary Education	Postsecondary/Continuing Education
Alternative Education	Alternative Education
27 Students per Class	18 Students per Class

The department received funding in the 2021 Budget Act to establish a cloud network for up to 5,000 concurrent users, as well as funding to purchase 37,000 laptops for students to use in accessing rehabilitative programming. Students will have the ability to check out the laptops from their instructors and will have access to content available on the DRP Learning Network. The department has distributed approximately 2,200 laptops, and over 65 courses were administered via the Canvas Learning Management System for the spring 2022 semester. An additional 6,600 laptops for college students are scheduled to be delivered and available in time for use during the fall 2022 semester with over 200 courses in the Canvas Learning Management System. In the future, the department expects to roll out additional laptops for all academic education programs.

The network redesign to increase bandwidth at each institution was ongoing during fiscal year 2021–22. The network redesign will expand the number of concurrent devices, provide dedicated circuits for incarcerated-person network traffic, and expand access to the department’s virtual cloud environment. The department has planned to continue this project into fiscal year 2022–23 and will support the use of laptops and rehabilitative content in classrooms or common Wi-Fi areas.

Traditional Education

The Traditional Education program consists of Adult Basic Education (ABE) and Adult Secondary Education (ASE). As discussed in the Assess Needs section of this report, students are assigned to participate in education if a need is determined through the CASAS assessment.

In February 2022, OCE implemented the Student Support Services Program. The department states this program reflects current practices in education standards. This program replaced the previous Disability Placement Program (DPP), Developmental Disability Program (DDP), and the Enhanced Outpatient Program

(EOP). Previously, OCE had special education teachers who assisted students designated as DPP and DDP. The EOP program was separate from that program and was a program for students designated as EOP. The new Student Support Services model assists DDP and DPP students as well as EOP students who are now in regular ABE classes. The instructor is now a Resource Specialist Program teacher.

Students who are assessed at a reading level at or below the seventh-grade level are enrolled into Adult Basic Education (ABE) I or II. The goal is for them to increase their literacy and math levels, so they can prepare for a high school diploma or enroll in equivalency classes. For students reading at or above the eighth-grade level, the focus is to help them earn a high school diploma or equivalency through the ABE III, General Education Development (GED), or High School Diploma (HSD) education models.

The department provides the GED assessment to incarcerated persons who possess neither a high school diploma nor a high school equivalency certificate. Students enrolled in a GED program are provided with subject matter lessons in preparation for the GED assessment.

While academic achievements in all areas of traditional education have increased compared with the previous fiscal year (see Table 8), COVID-19 continues to have an impact on operations and staffing levels. The department continues to adjust its approaches to traditional education; however, more time is needed for achievements to approach prepandemic levels observed in fiscal years 2017–18 and 2018–19.

Table 8. Achievements in Traditional Education (Fiscal Years 2019–20, 2020–21, 2021–22)

Academic Achievements	FY 2019–20	FY 2020–21	FY 2021–22
CASAS Benchmarks	9,285	6,346	8,091
High School Equivalency Subtests Passed	1,832	445	1,406
High School Equivalency Completions	1,716	567	1,111
High School Diplomas	262	198	204

Source: Data provided by the Division of Rehabilitative Programs.

Postsecondary and Continuing Education

The department offers correspondence college programs as well as face-to-face college programs. College programs offer degrees up to the master level. The department is in the process of bringing back face-to-face college programs that were switched to correspondence during the pandemic. During the reporting period, face-to-face college programs were available at 21 institutions and four fire-camp sites.

Six institutions have a bachelor’s degree program available to eligible students; students must obtain an associate degree for transfer and apply to the university (shown below). There are currently no master’s degree programs provided by institutions, but master’s degrees can be pursued by incarcerated individuals on their own.

CDCR Institution	College / University
Folsom State Prison Mule Creek State Prison	California State University, Sacramento
Valley State Prison Central California Women’s Facility	California State University, Fresno
California State Prison, Los Angeles (Lancaster)	California State University, Los Angeles
California Rehabilitation Center	Pitzer College

All three of the state college systems—the California Community Colleges, the California State University System, and the University of California system—offer a program that provides support for college students as they transition from incarceration. This process reduces the amount of time it takes for a student to resume taking college courses in the community. These programs also provide a variety of assistance to transitioning students, including support with registration, housing, and employment.

As shown in Table 9, there were 24 percent more college course completions compared with the previous fiscal year, but completions were roughly half of those completed two fiscal years prior. Nonetheless, the number of college degrees earned in fiscal year 2021–22 has mostly surpassed numbers seen in the year or two leading up to the pandemic. It is encouraging that 647 associate in arts (AA) degrees, 21 bachelor of arts (BA) degrees, and nine master of arts (MA) degrees were awarded. The number of AA degrees increased by 66 percent over the previous fiscal year, and BA degrees increased by 133 percent. It will be interesting to see how the provision of laptop computers and improved access to higher education will impact these numbers in the future.

Table 9. Achievements in Postsecondary and Continuing Education

Academic Achievements	FY 2019–20	FY 2020–21	FY 2021–22
College Course Completions	27,455	12,072	14,957
AA Degrees Earned	349	391	647
BA Degrees Earned	8	9	21
MA Degrees Earned	3	1	9

Source: Data provided by Division of Rehabilitative Programs.

Career Technical Education Programs

CTE programs provide training and certifications in various trades that include cosmetology, computer and related technology, HVAC, masonry, plumbing, and welding. The programs are designed to provide entry-level skills in these trades. The programs vary in length, but all have the ultimate goal of students obtaining industry-recognized certifications.

In 2006, CTE expanded its offerings with the help of CALPIA, which provided additional trade certification programs. The CALPIA CTE program began as a pre-apprenticeship program with instruction given by journeymen instructors under contract from local trade labor unions. Participants who perform well in the program have a better chance of enrolling in a union apprenticeship program once they are released from prison. CALPIA offers 21 CTE programs among seven locations, including preapprentice carpentry, preapprentice construction labor, pre-apprentice iron working, commercial diving, facilities maintenance, AutoCAD (Computer-Aided Design), Code.7370 (computer coding), and culinary skills.

The department has also begun implementing new CTE programs such as Micro Homes Advanced Construction to adapt to rapidly growing trades. This program is not an entry-level program, unlike other CTE programs. Micro Homes Advanced Construction is an advanced training program for those who have graduated from any of the four building and construction programs. Upon graduating with a certification for electrician, HVAC technician, plumber, or carpenter, the instructor can submit a recommendation for the graduate to be eligible for this advanced training. Under the leadership and supervision of the CTE instructor, students in this program work collaboratively in teams of four to train in their specialties while working on six homes simultaneously. Training and



materials are provided by nonprofit partners who will use the completed micro homes to help address housing problems in California.

In June 2022, CTE was operational in 34 institutions. The department states although there are no eligibility requirements for the majority of CTE programs, those who are within five years of release are prioritized. A variety of factors such as risks, needs, and interest are also considered when assigning a student to the program.

Each CTE course has components that must be completed before finishing the course and obtaining a certification. For a teacher to award program completion certificates, most trades require students to physically demonstrate skill mastery. Students were also able to complete CTE coursework via independent study but were largely unable to participate in hands-on skill development during the pandemic.

In fiscal year 2021–22, CTE completions were increasing compared with the previous fiscal year yet were still falling short of regular levels due to COVID-19 measures. As shown in Table 10, 5,933 CTE components were completed, 1,496 CTE programs were completed, and 6,622 CTE industry certifications were awarded this past fiscal year.

Table 10. CTE Achievements (Fiscal Years 2019–20, 2020–21, 2021–22)

CTE Achievements	FY 2019–20	FY 2020–21	FY 2021–22
CTE Component Completions	11,564	2,315	5,933
CTE Program Completions	2,432	1,369	1,496
CTE Industry Certifications*	6,622	938	1,702

*CTE industry certifications without component or program completion.

Source: Data provided by Division of Rehabilitative Programs.

Integrated Substance Use Disorder Treatment Program

At the end of 2019, the department moved away from the cognitive behavioral treatment model and replaced it with a cognitive behavioral interventions (CBI) model that was to be an integral part of substance use disorder treatment (SUDT). The department also replaced previous curricula with comprehensive and evidence-based curricula that addresses the needs of incarcerated individuals with a substance use disorder (SUD). The revamped program was then renamed the Integrated Substance Use Disorder Treatment (ISUDT) program.

In January 2020, the department began implementing the ISUDT program in all 34 prisons; however, by early spring, major adjustments were required due to the COVID-19 pandemic. CBI programming was performed through packets rather than in person, and aspects of the new program such as supportive housing were

put on hold as space availability faced challenges due to the need for quarantine and isolation areas. Maintaining staffing levels was also problematic due to infection rates and demands related to the COVID-19 pandemic. As modified programming was implemented, in-person CBI resumed, and as of July 2022, institutions are in the process of designating units for supportive housing to accommodate past and present ISUDT participants. As space allows, the department intends to accommodate anyone interested in education and other rehabilitation and recovery programs.

The ISUDT program employs a collaborative approach between medical and nonmedical staff to reduce drug-related illness and death during incarceration and the transition to reentry, as well as to reduce recidivism. In addition to the staff required to run the program, each institution has a multidisciplinary ISUDT Steering Committee that meets monthly to assess the program and troubleshoot issues, and change ambassadors are tasked with cultural promotion of the program. Support is also provided with communications and outreach that are achieved through e-magazines, websites, and newsletters.

SUD affects one's health, relationships, housing, employment, and other aspects of life that are important for successful integration into the community. The program identified and prioritized incarcerated individuals at risk for harm related to SUD and provided treatment to reduce the risk of overdose and other conditions.

The program consists of five elements:

- SUD screening and assessment
- Medication-assisted treatment (MAT)
- CBI
- Supportive housing
- Enhanced prerelease planning and transition services⁸

Incarcerated persons can begin participating in the ISUDT program in several ways. Program placement was prioritized for individuals who were already receiving MAT, who were at a high risk of SUD based on their medical history, or who were within 15 to 18 months of release or a parole suitability hearing. In addition, individuals who did not meet the above criteria could request to be medically evaluated for treatment by submitting a health care request form. The screening and assessment steps were performed by health care staff.

⁸ "Transforming Substance Use Disorder Treatment in California's Prison System: Impacts of the Integrated Substance Use Disorder Treatment Program, April 2022," California Correctional Health Care Services, accessed July 18, 2022, <https://cchcs.ca.gov/wp-content/uploads/sites/60/ISUDT/Impacts-ISUDT-Program2019-22.pdf>.

During the screening process, health care staff used questions developed by the National Institute on Drug Abuse (NIDA). Positive results indicated a possible need for SUDT whereas negative results indicated no current need for SUDT. During the past fiscal year, 8,157 out of 53,384 individuals screened for SUDT (15 percent) answered in the positive (Table 12) and were next assessed by staff for treatment. Table 11 breaks down screening outcomes from the past fiscal year by mental health classification: general population, Correctional Clinical Case Management System, Enhanced Outpatient, and Higher Level of Care. HLOC encompasses patients who require the highest level of care, such as acute care and inpatient mental health care.

Table 11. ISUDT Screening Results by Mental Health Classification

NIDA Quick Screen Result	GP	CCCMS	EOP	HLOC	Total
Positive	5,007	2,510	594	46	8,157
Negative	33,954	8,977	2,185	111	45,227
Total					53,384

Note: General population (GP), Correctional Clinical Case Management System (CCCMS), Enhanced Outpatient (EOP), and Higher Level of Care (HLOC).

Source: Data provided by California Correctional Health Care Services.

Incarcerated persons with positive screening results or other indications of SUD were then evaluated using a more comprehensive assessment that applied standard criteria managed by the American Society for Addiction Medicine (ASAM). The ASAM suite of assessments is a set of tools that determine an individual’s initial and ongoing treatment needs (ASAM Co-Triage), their anticipated needs upon release (ASAM RISE), and their treatment needs if the patient is not improving (ASAM Continuum).

The ASAM was used by medical staff to assist in program placement (see Table 12, next page). In fiscal year 2021–22, 17,150 cases were enrolled in ISUDT. This population included the 8,157 persons referred from the screening process as well as individuals who bypassed the screening step because of a high-risk substance use event. Participants who were screened prior to July 1, 2021, and were pending assessment were also included in this past fiscal year’s assessments.

Table 12. ISUDT Level of Care as Determined by ASAM Assessment

Level of Care	GP	CCCMS	EOP	HLOC	Total
Intensive Outpatient (ISI)	2,505	1,978	385	64	4,932
Outpatient (ISO)	5,677	3,916	709	94	10,396
Life Skills (CBI 2)	1,271	452	87	12	1,822
Total					17,150

Note: General population (GP), Correctional Clinical Case Management System (CCCMS), Enhanced Outpatient (EOP), and Higher Level of Care (HLOC).

Source: Data provided by California Correctional Health Care Services.

Treatment in the Intensive Outpatient and Outpatient levels of care could include MAT, as clinically indicated, for participants with opioid use disorder or alcohol use disorder. MAT could be used for a set period of time or as long-term treatment, under the guidance of a treatment provider. During fiscal year 2021–22, 21,509 patients received MAT, and 4,497 patients were released from prison while on MAT.

Three levels of standardized, evidence-based care were offered throughout all institutions: Intensive Outpatient (ISI), Outpatient (ISO), and Life Skills (CBI 2). SUD participants were placed in the ISO level of care, and those who were not progressing well or whose condition was worsening were assigned to ISI. CBI was integrated into the program to help change patterns of negative thoughts and behavior; reduce substance use, abuse, and dependency; and improve opportunities for success upon release. Participants requiring SUDT participated in CBI after they completed the 14-week-long ISI or ISO program. For those individuals who did not require a SUD program such as ISI or ISO, CBI could be taken alone as CBI 2. Participants who completed CBI were also awarded MCC.

The programs are organized as follows:

- Intensive Outpatient (ISI): Two hours per day, five days per week, for 14 weeks and licensed clinical social worker-led cognitive behavioral therapy in two-hour sessions, two days per week, for 90 days, followed by seven months of CBI 2.
- Outpatient (ISO): Two hours per day, three days per week, for 14 weeks, followed by seven months of CBI 2.
- CBI – Life Skills (CBI 2): CBI for two hours per day, three days per week, for approximately seven months.

As shown in Table 13 below, 3,346 patients completed an in-prison ISUDT program in fiscal year 2021–22, the majority of whom were enrolled in the ISO program.

Table 14 is a monthly summation of ISUDT program exits in terms of program completion. Participants could exit a program due to program completion or other reasons, such as transfer to another institution, refusal to attend the program once assigned, behavioral issues necessitating removal from the program, or other issues. In fiscal year 2021–22, completion of in-prison programs generally increased steadily each month, with the exceptions of January and February 2022. Completion rates were lower during these two months due to a surge in COVID-19 cases and the system-wide transition of SUD programming to a 14-week model to accommodate more participants. The number of participants completing and exiting the program has more than doubled from 521 participants in May to 1,139 participants in June 2022. Furthermore, monthly completion rates for program exits have generally increased over the fiscal year and were at their highest at 86 percent in June 2022.

Table 13. In-Prison ISUDT Program Completion (Fiscal Year 2021–22)

Program Type	Program Completions*
ISI	0
ISO	2,401
CBI 2	945
Total	3,346

* "Program Completions" are defined as participants who are unassigned from CBI classes with a status of "Completed" or "Unassigned" and a reason of "Program Completion" during FY 2021–22.

Source: Data provided by California Correctional Health Care Services.

Table 14. In-Prison ISUDT Program Completion Rates (Fiscal Year 2021–22)

Month	Total Exits*	Program Completed	Program Not Completed	Percentage Completed
July 2021	348	88	260	25%
August 2021	239	61	178	26%
September 2021	307	102	205	33%
October 2021	269	137	132	51%
November 2021	204	109	95	53%
December 2021	296	188	108	64%
January 2022	219	48	171	22%
February 2022	329	138	191	42%
March 2022	586	449	137	77%
April 2022	540	366	174	68%
May 2022	662	521	141	79%
June 2022	1,317	1,139	178	86%
TOTAL	5,316	3,346	1,970	63%

* "Total Exits" are the sum of the patients who completed or exited CBI.

Source: Data provided by California Correctional Health Care Services.

The department has planned for the ISUDT program to include an in-prison aftercare program that is needed to address continuity of care. It will be implemented in the future for participants who have completed the program, but who are not yet released from prison. The purpose of the program is to provide a less intensive program in which participants can practice and strengthen their coping skills, communication skills, relapse prevention, and healthy living habits. The program is in the nascent stages, and implementation will be focused on institutions with the highest need. Plans for supportive housing are also underway and will provide safety and staff support for incarcerated persons who want to live in an environment that supports rehabilitation.

Finally, the enhanced prerelease planning and transition process has been in place with the goal of facilitating a safe and smooth transition to the community. The prerelease planning and transition process is discussed in the **Prepare for Reentry** section of this report.

ISUDT – Future Departmental Plans

The ISUDT program is continuing to expand to full implementation, at which time access to SUDT will be available to the entire population. The next phase of the program will introduce supportive housing units and in-prison aftercare.

Participation in the in-prison aftercare program will generally begin after a patient has completed the SUD and/or CBI program, but aftercare may also be available for persons on the waitlist who have not begun programming. The content will be given as a 12-week packet program with a one-hour weekly group session that is facilitated by an Alcohol and Other Drug (AOD) counselor. The aftercare program will employ 45 additional contracted AOD counselors and six supervising counselors to serve 13,260 indeterminate sentenced individuals who have completed the CBI-SUD program but will not be released soon.

Supportive housing units are being created by the department to provide a safe living environment that can support rehabilitative programming in every institution. In-prison SUD aftercare participants will also have access to peer mentors in the supportive housing units. Although the project was interrupted due to the pandemic, the department has been refining eligibility requirements for supportive housing, and the program is anticipated to resume in the summer or fall of 2022. Supportive housing will be prioritized for MAT and other ISUDT participants, and the department is in the process of training staff and ensuring compliance with the Americans with Disabilities Act, the medical needs of residents, and the mental health and developmental needs of residents.

CCHCS created a dashboard to track various ISUDT performance indicators. The dashboard is updated daily and tracks screening, assessment, and treatment progress as well as delivery of MAT, CBI, and SUDT, and monthly overdose hospitalizations. Future dashboard data tabs will include supportive housing and the enhanced prerelease transition program.

Offender Mentor Certification Program

The Offender Mentor Certification Program (OMCP) provides long-term offenders and individuals serving life without the possibility of parole with education, training, and the opportunity to earn certification in AOD counseling from an organization recognized and approved by DHCS.

The approximately one-year-long OMCP training consisted of three phases: trainee, intern, and certified mentor. Participants completed a CBI intensive outpatient program, received 350 hours of formal classroom AOD education, completed 255 hours of practicum training, and took an AOD certification exam. Upon AOD certification, they returned to their original institutions and were able to cofacilitate CBI groups as mentors. All three phases of the program were treated as job assignments for which the incarcerated individual was compensated.

The department initially delayed the OMCP expansion in response to the pandemic, but it has expanded it to seven facilities as of fiscal year 2021–22. Incarcerated individuals are recruited from institutions statewide, and then transferred to one of seven training sites. The new programs have assembled cohorts and begun programming.

As of July 1, 2022, there were 70 OMCP certified mentors, 71 participants in the OMCP intern program, and 147 participants in the OMCP trainee program. This was an increase of 10 mentors, 11 interns, and 95 trainees, respectively, as compared with the same count from July 1, 2021.


Table 15. Offender Mentor Certification Program (2021–2022)

OMCP Phase	July 2021	July 2022
Trainee	52	147
Intern	60	71
Certified mentor	60	70

Source: Data as of July 1, 2022, provided by Division of Rehabilitative Programs.

California Prison Industry Authority

CALPIA was established in 1983 as a self-supporting work training and production program led by 11 members who serve on the Prison Industry Board. CALPIA offers programming at all departmental institutions throughout the state, as shown in Appendix G. CALPIA operates over 100 service, manufacturing, and consumable enterprises that provide approximately 7,000 assignments for incarcerated individuals. In addition to the CTE expansion program previously mentioned in this report, CALPIA offers an industry employment program and a Joint Venture Program.



Industry Employment Program

CALPIA also offers over 100 nationally recognized accredited certifications through its industry employment program. This program is focused on improving the ability of incarcerated people to effectively transition from prison to the community and successfully obtain jobs when they are released. Completion of an

apprenticeship program included required on-the-job training hours as well as 144 annual hours of course curriculum for the enrolled apprenticeship occupation.

In fiscal year 2021–22, 5,493 participants successfully completed an accredited certification program. CALPIA participants can also earn State apprenticeship certificates. As of June 30, 2022, there were 2,572 participants registered in the State apprenticeship program, and a total of 1,932 individuals have completed the apprenticeship program.

Joint Venture Program

CALPIA operates the Joint Venture Program, which provides job training opportunities for adult and juvenile offenders while they are incarcerated. These programs allow businesses and other entities to contract with institutions and hire incarcerated persons to work for them at their institutions at a pay level comparable to wages earned by people who are not incarcerated. As of July 22, 2022, Joint Venture Programs were located at five adult institutions and one youth facility. Programs consisted of coding, laundry services, agriculture, electronics, and cable-wire harness manufacturing.

In this program, business owners worked with institutional staff to establish minimum job qualifications and criteria. From there, interviews were held with the business owner. Participants in the program gained skills, a work ethic, and more hands-on work experience in the community. In addition to the benefits to both the incarcerated individuals and the employer, a portion of the wages made through this program were sent to restitution or local crime victims' programs, the participant's family for support, and to a savings account for use upon parole.

Conservation Camps

Conservation camps are jointly managed by the department and the California Department of Forestry and Fire Protection (CAL FIRE). As of June 30, 2022, conservation camps house up to 3,908 incarcerated persons who constitute 152 firefighting crews. The conservation camp program provides the state agencies with an able-bodied, trained workforce for fire suppression and other natural emergencies, such as floods and earthquakes. Fire crews also work on conservation projects on public lands and provide labor for local community service projects, including the clearing of firebreaks, restoration of historical structures, park maintenance, and removal of fallen trees and debris.

The department provides educational opportunities through the alternative education model to students housed at 34 conservation camps for adults, two of which house female firefighters. Three designated institutions act as base facilities: California Correctional Center, California Institution for Women, and Sierra Conservation Center.




The alternative education model provides ABE and ASE via distance learning. Students in the alternative education model are provided access to computer-based tutorial support through a self-contained local area network at each conservation camp. Through the postsecondary and continuing education models, students housed at conservation camps may enroll in college correspondence and eLearning courses. Face-to-face college courses are provided by college professors from local community colleges at the Growlersburg, Mount Bullion, and Vallecito camp sites. Additionally, Cerro Coso Community College started providing face-to-face classes at Owens Valley camp during spring 2022.

In addition, two camps offer Alcoholic Anonymous, and 18 camps offer both Alcoholics Anonymous and Narcotics Anonymous programs. Some of the programs offered are eligible for milestone credits upon completion, and many provide certificates.

Inmate Activity Groups

Inmate activity groups, also known as Inmate Leisure Time Activity Groups, have expanded significantly in all adult institutions, as a way to add innovative, low-cost programs. The programs are run under the Office of Community Partnerships. These volunteer activity groups are defined in Title 15 of the *California Code of Regulations*, Section 3233, as groups that “promote educational, social, cultural, and recreational interests of participating inmates.” These activity groups offer rehabilitative programming through an array of nonprofit, volunteer-led groups that provide cognitive behavioral services, religious services, higher education, and social awareness programs, in addition to cultural and recreational programs. Institutional staff can also apply to be a staff sponsor and receive overtime pay for supervising the groups.



Inmate activity group providers can apply to have their program RAC-approved. The qualifications for RAC approval include providing professional development, substance abuse treatment, victim impact or restorative justice, literacy, cognitive change, communication, prosocial relations, and peer support. Activity groups can also offer a variety of services, such as mentor programs, community reintegration programs, transitional housing, reentry services, employment, and community connections.

As of June 2022, approximately 1,300 individual inmate activity groups were available in the adult institutions with approximately 3,900 program sessions running. Appendix E shows the RAC-eligible programs by institution.

DRP TV

To enhance and increase access to rehabilitative programming opportunities, the department developed DRP TV. This is a streaming network that delivers secure educational and rehabilitative television programming to incarcerated persons with opportunities to stream in classrooms, dayrooms, and cells. This network was built through the Internet Protocol Television Integration project completed in fiscal year 2017–18. All 34 adult institutions are fully operational with four exclusive DRP TV channels focused on education, wellness, reentry, and self-help, the last of which replaced the employment channel. A typical month of scheduling airs approximately 35 unique shows, including five eLearning video series used in conjunction with classroom education. In fiscal year 2021–22, 6,483 students participated in the eLearning courses via DRP TV, resulting in 2,065 class completions.

In September 2020, DRP TV added a fifth channel, ASL-TV, which provides American Sign Language-based content at nine institutions that house deaf individuals. DRP TV has continued to add important rehabilitative content onto all the DRP TV channels. The DRP TV schedule was updated in fiscal year 2021–22 to include two rotating 12-hour blocks of rehabilitative content. In addition to the channels, more than 2,000 videos have been made available in the video-on-demand library for instructional use.

MEASURE PROGRESS

Once incarcerated persons are enrolled in programs consistent with their needs, it is important to monitor and measure their progress in both the program and along their rehabilitative path. Program staff should periodically evaluate a participant's progress and update treatment plans or coursework as needed. By measuring progress or the lack thereof, program and institutional staff can determine treatment gains and whether programs are appropriate.

Academic Education Progress

Progress for academic education is measured with quarterly progress reports. These progress reports serve as a measure to ensure students are moving forward with their learning.

ISUDT Medication-Assisted Treatment (MAT) Monitoring

Patients on MAT are monitored by their medical provider for their stability of health, mood, cravings, motivation to continue MAT, their participation in group programs, and adherence to their medication. The provider watches for warning signs of potential relapse that include events or patterns of behavior and treats such triggers or cravings. Providers also identify SUD-related complications and continuously implement motivational interviewing techniques to encourage participation. Random urine drug screening is used to confirm the patient is complying with MAT and not taking any illicit substances. Its primary purpose is to monitor the safety of the patient, and testing frequency decreases as patients progress through the program. Issues with noncompliance are handled by medical staff, and systemic issues are escalated to the ISUDT Steering Committee.

SUD participants who are not on MAT receive follow-up appointments with medical staff, based on their clinical condition.

PREPARE FOR REENTRY

Reentry is the process in which incarcerated persons prepare for transitioning back to society. This is a vital step in ensuring they have the necessary tools and skills to be successful upon release. Incarcerated persons entering society after incarceration have different needs than when entering, based on the programs or treatments received while in prison.



Parolee needs assessments are discussed in the Assess Needs section of this report. The following section addresses the various programs associated with preparing individuals for reentry.

ISUDT Reentry

Prerelease planning and transition began six months or so prior to an individual's release. Multidisciplinary transitions teams consisting of health care staff, DAPO staff, and postrelease community supervision staff created integrated case plans based on participants' needs. The reentry process included determining an individual's eligibility for benefits and social services, assisting them with the enrollment process, helping with appointments, setting up video conferences with community providers, and helping the individual find housing. Both communication and information sharing between internal and external partners were facilitated via team huddles and a shared data portal. The department reported that since January 2020, the ISUDT program has connected 2,211 participants with community SUD providers.⁹

Transitions Program

The transitions reentry program is operated by OCE and aims to prepare students with the skills required for successful reentry into society, primarily during the last 24 months of incarceration. The transitions reentry program teaches job

⁹ "Transforming Substance Use Disorder Treatment in California's Prison System: Impacts of the Integrated Substance Use Disorder Treatment Program, April 2022," California Correctional Health Care Services, July 18, 2022, <https://cchcs.ca.gov/wp-content/uploads/sites/60/ISUDT/Impacts-ISUDT-Program2019-22.pdf>

readiness, job search skills, and financial literacy, and it provides students with community resources that may assist in their transition back into the community. The department identifies individuals with assessed needs for reentry-related services in each institution and yard.

“Another Chance, a Better Choice” is a program developed by the Sacramento Employment and Training Agency. The curriculum teaches job readiness, job search skills, and the prerequisite skills needed to be competitive in the job market. It includes practical and strategic information, hands-on activities, individual and team-oriented exercises, role playing, and motivational information. In addition to employment preparation, the program focuses on financial literacy and education curricula called “Money Smart.” DRP believes financial education fosters financial stability for individuals and for entire communities upon a student’s release.

During fiscal year 2021–22, 4,232 individuals completed transitions, 2,853 individuals had a need for transitions and were enrolled but were released before completing the program, and 13,954 individuals had an identified need but were released before being assigned. As of July 6, 2022, 20,320 individuals had an identified need for transition classes.

California Identification Card Project

The California Identification Card (CAL-ID) program was implemented to assist eligible individuals in obtaining State identification cards to satisfy federal requirements for employment documentation. The department has continued to work with the California Department of Motor Vehicles (DMV) to provide DMV-eligible cameras inside institutions to obtain photographs of individuals who have been incarcerated for more than 10 years. This would potentially increase the number of eligible participants for the CAL-ID program. As of July 2022, the department is testing preliminary DMV software on three loaner tablets.

In July 2019, CAL-ID program eligibility was expanded by increasing the screening period of incarcerated individuals from four-to-seven months prior to release to a screening period of zero-to-13 months prior to release. This change proved to be effective and increased eligibility, application screenings, and application submissions to the DMV. The department is continuing to work with the DMV to incorporate technological updates to allow for electronic submission of applications.

From July 1, 2021, to June 30, 2022, incarcerated persons who were within the screening time frame sent 14,037 applications to the DMV for processing, indicating the individual was both interested in and eligible to receive an identification card (see Table 16). As of June 30, 2022, the DMV had approved 9,990 identification cards. Of those approved, 6,373 persons were released with an identification card (64 percent of approved applications) and 2,036 identification cards were delivered after release as intended by the department, the DMV, or by probation offices (20 percent of approved applications). There were

1,581 identification cards pending issuance by the department. The department states these remaining cards will be delivered by the department, the DMV, or probation offices.

Table 16. CAL-ID Applications and Cards Issued (Fiscal Years 2019–20, 2020–21, 2021–22)

	FY 2019–20		FY 2020–21		FY 2021–22	
	Number	Percent of approved	Number	Percent of approved	Number	Percent of approved
CAL-ID applications submitted	16,654	–	15,863	–	14,037	–
Approved applications	13,005	100%	12,196	100%	9,990	100%
ID cards issued upon release	10,460	80%	8,726	72%	6,373	64%
ID cards issued after release	1,949	15%	2,996	25%	2,036	20%
ID cards pending issuance*	596	5%	474	4%	1,581	16%

* Note: The department is required to postpone issuing identification cards until incarcerated persons are released from custody.

Source: Data as of June 30, 2020, 2021, and 2022 was provided by Division of Rehabilitative Programs.

Transitional Case Management Program (TCMP)

The DAPO Transitional Case Management Program (TCMP) provides prerelease benefit assistance to all eligible individuals releasing to parole or postrelease community supervision (PRCS) within 120 days of release from prison. TCMP benefit workers provide Medi-Cal, Social Security Administration/Supplemental Security Income (SSA/SSI), and Veterans Administration (VA) benefit application assistance.

Benefit Outcomes and TCMP Dispositions

DAPO continued to strengthen its relationship with counties by addressing specific issues with the application review process during monthly meetings with DHCS. The department continued to renew its data-sharing agreement with DHCS, which allowed both departments to track and exchange Medi-Cal application statuses for individuals serviced through TCMP. This data-sharing agreement helped the department more accurately report information related to benefit-application outcomes. The department depends on the 58 counties to complete the benefit-application process timely and return the approval or denial documentation to each prison prior to the incarcerated person’s release.

Table 17 shows the TCMP dispositions for populations that were released for the past two fiscal years. The department screened nearly all incarcerated persons for benefit eligibility. Compared with the prior fiscal year, the number of submitted applications increased by approximately 14 percentage points. The department

was unable to submit applications for only 104 screened individuals (0.3 percent) because they were unavailable for reasons related to COVID-19. This was a marked improvement over fiscal year 2020–21, in which 3,417 or 9.5 percent were unavailable due to COVID-19.

Table 17. TCMP Service Dispositions for Populations Released in Fiscal Years 2020–21 and 2021–22

	FY 2020–21		FY 2021–22*		Difference†	
Total releases	35,919	100%	29,947	100%	-5,972	—
Screened	35,883	99.9%	29,887	99.8%	-5,996	-0.1%
Submitted application	23,440	65.3%	23,674	79.1%	234	13.8%
Access to other insurance	1,135	3.2%	1,346	4.5%	211	1.3%
Ineligible (i.e.: Holds)	179	0.5%	137	0.5%	-42	0.0%
Unavailable: late referrals	503	1.4%	701	2.3%	198	0.9%
Unavailable: reentry programs	1,285	3.6%	1,124	3.8%	-161	0.2%
Unavailable: fire camp	82	0.2%	9	0.0%	-73	-0.2%
Not located at CDCR facility	3,816	10.6%	1,011	3.4%	-2,805	-7.2%
Unavailable: COVID-19-related	3,417	9.5%	104	0.3%	-3,313	-9.2%
Out to court/medical/other	1,117	3.1%	930	3.1%	-187	0.0%
County incarcerated	42	0.1%	17	0.1%	-25	-0.1%
Refused services	883	2.5%	886	3.0%	3	0.5%
Unknown (Improvement area)	20	0.1%	8	0.03%	-12	0.0%

* Percentage calculated over total releases. Some of the percentages for FY 2021–22 differ slightly from percentages provided by the department.

† Percentage point difference. Numbers may not sum due to rounding.

Source: Data provided by Division of Adult Parole Operations.

Table 18 breaks down the TCMP dispositions into three mental health categories of EOP, CCCMS, and non-EOP/CCCMS, which consists of GP applicants and those who do not fall into the other two categories. Application submissions increased, and unavailability as a result of COVID-19 decreased for all of these groups. Furthermore, applications were submitted in 78.8 percent of EOP releases, 82.5 percent of CCCMS releases, and 77.8 percent of non-EOP/non-CCCMS releases, indicating these individuals have nearly equivalent access to benefit applications.

Table 18. TCMP Service Dispositions by Mental Health Designation for Populations Released in Fiscal Years 2020–21 and 2021–22

		FY 2020–21		FY 2021–22		Difference*	
EOP	Total Inmate Releases	1,321	100%	1,677	100%	356	—
	Screened	1,317	99.7%	1,674	99.8%	357	0.1%
	Submitted Applications	909	68.8%	1,321	78.8%	412	10.0%
	Access to Other Insurance	43	3.3%	49	2.9%	6	-0.3%
	Ineligible (i.e., Holds)	9	0.7%	6	0.4%	-3	-0.3%
	Unavailable: Late Referrals	21	1.6%	48	2.9%	27	1.3%
	Unavailable: Reentry Programs	11	0.8%	9	0.5%	-2	-0.3%
	Unavailable: Fire Camps	—	—	—	—	—	—
	Not Located at CDCR Facility	84	6.4%	20	1.2%	-64	-5.2%
	Unavailable: COVID-19	122	9.2%	19	1.1%	-103	-8.1%
	Out to Court/Medical	55	4.2%	109	6.5%	54	2.3%
	County Inmate	4	0.3%	5	0.3%	1	0.0%
	Refused Services	59	4.5%	89	5.3%	30	0.8%
	Unknown	4	0.3%	2	0.1%	-2	-0.2%
CCCMS	Total Inmate Releases	7,360	100%	7,559	100%	199	—
	Screened	7,353	99.9%	7,551	99.9%	199	0%
	Submitted Applications	5,238	71.2%	6,234	82.5%	996	11.3%
	Access to Other Insurance	273	3.7%	425	5.6%	152	1.9%
	Ineligible (i.e., Holds)	26	0.4%	25	0.3%	-1	0.0%
	Unavailable: Late Referrals	108	1.5%	186	2.5%	78	1.0%
	Unavailable: Reentry Programs	140	1.9%	167	2.2%	27	0.3%
	Unavailable: Fire Camps	—	—	—	—	—	—
	Not Located at CDCR Facility	367	5.0%	77	1.0%	-290	-4.0%
	Unavailable: COVID-19	790	10.7%	33	0.4%	-757	-10.3%
	Out to Court/Medical	260	3.5%	201	2.7%	-59	-0.9%
	County Inmate	0	0.0%	—	—	—	—
	Refused Services	153	2.1%	209	2.8%	56	0.7%
	Unknown	5	0.1%	2	0.0%	-3	0.0%
Non-EOP/ CCCMS	Total Inmate Releases	27,238	100%	20,711	100%	-6,527	—
	Screened	27,211	99.9%	20,670	99.8%	-6,541	0%
	Submitted Applications	17,293	63.5%	16,119	77.8%	-1,174	14.3%
	Access to Other Insurance	819	3.0%	872	4.2%	53	1.2%
	Ineligible (i.e., Holds)	144	0.5%	106	0.5%	-38	0.0%
	Unavailable: Late Referrals	374	1.4%	467	2.3%	93	0.9%
	Unavailable: Reentry Programs	1,134	4.2%	948	4.6%	-186	0.4%
	Unavailable: Fire Camps	82	0.3%	9	0.0%	-73	-0.3%
	Not Located at CDCR Facility	3,365	12.4%	914	4.4%	-2,451	-7.9%
	Unavailable: COVID-19	2,505	9.2%	52	0.3%	-2,453	-8.9%
	Out to Court/Medical	802	2.9%	620	3.0%	-182	0.0%
	County Inmate	38	0.1%	12	0.1%	-26	-0.1%
	Refused Services	671	2.5%	588	2.8%	-83	0.4%
	Unknown	11	0.04%	4	0.0%	-7	0.0%

*Percentage point difference. Numbers may not sum due to rounding.
Source: Data provided by Division of Adult Parole Operations.

Table 19 shows the outcomes of benefit applications for the past two fiscal years. Notably, the majority of Medi-Cal applications were approved by the time of release, yet the status of most Social Security Administration/Supplemental Security Income (SSA/SSI) and Veterans Affairs (VA) applications were pending. For fiscal year 2021–22, 83 percent of applications for Medi-Cal benefits were approved, and the status of 16.7 percent was pending; these numbers are likely to improve as CalAIM and the partnership with DHCS are implemented. In contrast, the status of 70.4 percent of SSA/SSI applications and 77.6 percent of VA applications were pending at the time of release. The department stated these agencies have historically taken longer to process applications due to the need to verify applicant medical or mental health disabilities.

Table 19. Benefit Application Outcomes (Fiscal Years 2020–21 and 2021–22)

Benefit	Status	FY 2020–21		FY 2021–22		Difference*	
		Count	Percentage	Count	Percentage	Count	Percentage
SSA/SSI	Submitted	2,389		2,584		195	
	Pending	1,452	60.8%	1,820	70.4%	368	9.7%
	Approved	547	22.9%	586	22.7%	39	-0.2%
	Denied	390	16.3%	178	6.9%	-212	-9.4%
Medi-Cal	Submitted	23,416		23,591		175	
	Pending	4,153	17.7%	3,948	16.7%	-205	-1.0%
	Approved	19,218	82.1%	19,582	83.0%	364	0.9%
	Denied	45	0.2%	61	0.3%	16	0.1%
VA	Submitted	291		219		-72	
	Pending	124	42.6%	170	77.6%	46	35.0%
	Approved	93	32.0%	35	16.0%	-58	-16.0%
	Denied	74	25.4%	14	6.4%	-60	-19.0%

* Percentage point difference.

Source: Data provided by Division of Adult Parole Operations.

The status of benefit applications at the time of release is presented in Table 20, separated according to mental health classification and compared over the past two fiscal years. Submissions increased for all benefits for both EOP and CCCMS patients, with the exception of VA applications submitted by CCCMS patients, which remained mostly consistent with the previous fiscal year. Application submissions decreased for all three benefit types among the remaining non-EOP/CCCMS applicants, the largest mental health subset.

CCCMS and EOP patients are among the more vulnerable released populations, and their benefit statuses for Medi-Cal approval continued to be similar to non-EOP/non-CCCMS releases (EOP: 82.9 percent, CCCMS: 84.3 percent,

non-EOP/non-CCCMS: 82.5 percent). CCCMS and non-EOP/non-CCCMS releases also experienced similar levels of SSA/SSI and VA benefit approval. However, EOP releases required a higher level of mental health care and seemed to have a lower percentage of SSA/SSI and VA approvals compared with CCCMS and non-EOP/non-CCCMS patients.

Table 20. Benefit Application Outcomes by Mental Health (Fiscal Years 2020–21 and 2021–22)

Mental Health	Benefit	Status	FY 2020–21		FY 2021–22		Difference*	
			Count	Percentage	Count	Percentage	Count	Percentage
EOP	SSA/SSI	Submitted	601		988		387	
		Pending	421	70.0%	796	80.6%	375	10.5%
		Approved	45	7.5%	118	11.9%	73	4.5%
		Denied	135	22.5%	74	7.5%	-61	-15.0%
	Medi-Cal	Submitted	907		1,290		383	
		Pending	136	15.0%	218	16.9%	82	1.9%
		Approved	770	84.9%	1,069	82.9%	299	-2.0%
		Denied	1	0.1%	3	0.2%	2	0.1%
	VA	Submitted	0		23		23	
		Pending	0	-	20	87.0%	20	87.0%
		Approved	0	-	2	8.7%	2	8.7%
		Denied	0	-	1	4.3%	1	4.3%
CCCMS	SSA/SSI	Submitted	734		790		56	
		Pending	441	60.1%	530	67.1%	89	7.0%
		Approved	180	24.5%	199	25.2%	19	0.7%
		Denied	113	15.4%	61	7.7%	-52	-7.7%
	Medi-Cal	Submitted	5,216		6,214		998	
		Pending	906	17.4%	956	15.4%	50	-2.0%
		Approved	4,302	82.5%	5,240	84.3%	938	1.8%
		Denied	8	0.2%	18	0.3%	10	0.1%
	VA	Submitted	69		66		-3	
		Pending	26	37.7%	50	75.8%	24	38.1%
		Approved	19	27.5%	13	19.7%	-6	-7.8%
		Denied	24	34.8%	3	4.5%	-21	-30.2%
Non-EOP/CCCMS	SSA/SSI	Submitted	1,054		806		-248	
		Pending	590	56.0%	494	61.3%	-96	5.3%
		Approved	322	30.6%	269	33.4%	-53	2.8%
		Denied	142	13.5%	43	5.3%	-99	-8.1%
	Medi-Cal	Submitted	17,293		16,087		-1,206	
		Pending	3,111	18.0%	2,774	17.2%	-337	-0.7%
		Approved	14,146	81.8%	13,273	82.5%	-873	0.7%
		Denied	36	0.2%	40	0.2%	4	0.0%
	VA	Submitted	222		130		-92	
		Pending	98	44.1%	100	76.9%	2	32.8%
		Approved	74	33.3%	20	15.4%	-54	-17.9%
		Denied	50	22.5%	10	7.7%	-40	-14.8%

*Percentage point difference. Numbers may not sum due to rounding.

Source: Data provided by Division of Adult Parole Operations.

Pre-Release Video Conferencing

To better understand the future parolee's journey and to assist in a successful community transition, the department implemented Pre-Release Video Conferencing. Video conferencing was conducted with the person being released and parole or probation staff. This conferencing provided supervising agents with the opportunity to interact with clients and gave them a better understanding of the support and housing a person would have, once released. Possible conversation topics included supervising conditions, reporting requirements, housing, and any questions from the client. The department stated that DAPO collaborated with probation and parole agents statewide with this technology to help bridge the gap for offenders returning to the community.

Transitional Community Programs

DRP provided community programs that allowed eligible incarcerated persons to serve the remainder of their sentence in their county of last legal residence. These programs provided a variety of rehabilitative services to aid in an incarcerated person's successful reintegration.

Male Community Reentry Program

Beginning in 2015, the department offered incarcerated males the opportunity to serve up to two years of the remainder of their sentence in a community facility. Eligibility criteria have been listed on the department's website, and those who met the criteria could be voluntarily placed in the program as approved by institutional staff. The Male Community Reentry Program was available in four counties: Butte, Kern, Los Angeles, and San Diego. The department stated the program helped participants reenter the community and reduced recidivism. A number of community-based rehabilitative services were offered in areas such as family reunification, employment, and housing. In fiscal year 2021–22, 1,706 participants were served by this program.

Custody to Community Transitional Reentry Program

Custody to Community Transitional Reentry Program facilities are for eligible female incarcerated individuals who have committed violent, serious, and nonserious crimes. It allows participants to spend the remainder of their sentence in the community up to 32 months prior to the end of their sentences. This program offers an array of rehabilitative services including drug recovery, employment, education, housing, family reunification, and social support. The program locations include San Diego, Santa Fe Springs, Bakersfield, Stockton, Sacramento, and Los Angeles, with a total of 399 beds available between the six locations. In fiscal year 2021–22, 821 participants were served by the Custody to Community Transitional Reentry Program.

Alternative Custody Program

The Alternative Custody Program (ACP) allows eligible incarcerated individuals a chance to spend the remainder of their sentence in a private residence, transitional care facility, or residential drug or other treatment program. Facility providers underwent an extensive qualification process to be accepted into ACP. For acceptance into the program various, reviews and/or assessments were required. These reviews and assessments could be of the residence or program, available community resources, individualized treatment and rehabilitation plans, criminal activity, or the individual's performance while incarcerated. Participants in this program were expected to maintain employment while furthering their education and rehabilitation. In fiscal year 2021–22, 208 participants were served by ACP.

Community Prison Mother Program

Eligibility for the Community Prison Mother Program (CPMP) required the female incarcerated individual be either pregnant or a mother to children who are age six or under. This program only had one facility in Santa Fe Springs, housing 24 participants and up to 40 children. The program's main goal was to reunite mothers with their children and reintegrate the family unit into society. The program also aimed to create stability and strengthen the parent–child relationship. In fiscal year 2021–22, seven participants were served by CPMP.

REINTEGRATE

Reintegration is the process by which an incarcerated individual transitions back to the community. The department provides different programs that facilitate a thorough reintegration process for recently released individuals. These programs can be managed solely by the department or in collaboration with other State and local entities. Emphasis is placed on providing support for recently released individuals, offering services or resources related to housing, employment, education, therapy, treatment, and other rehabilitative needs.

In fiscal year 2021–22, 9,864 parolees with a moderate to high CSRA score were released, of whom 9,715 (99 percent) had received a reentry COMPAS assessment. Of the released population, 86 percent had a moderate to high CSRA risk and at least one moderate to high COMPAS reentry need. Those released with moderate to high scores have a greater risk to reoffend, have rehabilitative needs that require additional programming or resources, or a combination of both.

Table 21. Subsets of Parolees Released with a Moderate to High CSRA Score (Fiscal Year 2021–22)

Parolee Subset	Total Released
Parolees released with a moderate to high CSRA score	9,864
Parolees released with a moderate to high CSRA score and a Reentry COMPAS	9,715
Parolees released with a moderate to high CSRA score and at least one moderate to high COMPAS reentry need	8,511

Source: Data as of June 30, 2022, provided by Division of Rehabilitative Programs.

The department utilized their case management system, the Automated Reentry Management System (ARMS), to track participation in all DRP offerings except for OCE programs. ARMS was used to identify the number of first-year parolees who participated in community-based programming based on their assessed needs. The results are shown in Table 22.

In the previous fiscal year, 39.5 percent of parolees with at least one need participated in at least one program consistent with their risk and need within their first year of release. The percentage decreased slightly in this reporting period to 35.6 percent. The total percentage of individuals with a risk and need who participated in any program within one year decreased from 42.2 percent to 35.8 percent.

Table 22. Moderate-to-High-Risk Parolees and Participation in Programs Consistent With Needs Within First Year of Release (Fiscal Year 2021–22)

Identified Need*	Number of Cases	Participated in Programs Consistent With Needs	Did Not Participate in Programs Consistent With Needs
Employment	4,655	1,732	2,923
Education	5,834	2,008	3,826
Substance Abuse	6,077	2,413	3,661
Participation rate for individuals with one or more needs			35.6%
Participation rate for individuals with a risk and need(s)			35.8%

* Because parolees may have multiple needs, they may be counted in multiple categories. All scored moderate or high on the California Static Risk Assessment (CSRA) and had needs identified by the COMPAS assessment.

Source: Data provided by Division of Rehabilitative Programs.

Long-Term Offender Reintegration Programs

Long-Term Offender Reentry Recovery

During fiscal year 2019–20, DRP developed the Long-Term Offender Reentry Recovery program for the long-term offender/lifer population. The goal of the program is for participants to gain life skills and successfully reintegrate into the community. There are currently seven locations in six counties that provide participants with housing, meals, support services, resources, and programming. Participants can use services to address their needs and resources to help them obtain a stable income, employment, and stable housing. The program’s duration is 180 calendar days, unless stated otherwise by the Board of Parole Hearings, but can be extended an additional 185 calendar days based on assessed needs. During fiscal year 2021–22, there were 449 participants served by the program and 181 completions.

Transitional Housing Program

The Transitional Housing Program is a residential program for formerly incarcerated individuals with life sentences. The program provided housing, meals, support services, resources, and programming under supervision. During fiscal year 2021–22 the program had eight locations across four counties but was in the process of converting to the Long-Term Offender Reentry Recovery program. The Transitional housing sites that remain will continue operating

through June of 2023. In fiscal year 2021–22, 941 participants were served and there were 191 completions.

Peer Reentry Navigation Network

The Peer Reentry Navigation Network was created to provide peer-driven support, assistance, and guidance to previously incarcerated persons who had life sentences. The program provides previously incarcerated individuals, who had been sentenced to life, but are now thriving in reintegration, with training to become a Peer Reentry Navigator. Peer Reentry Navigators are trained to provide peer-based supportive services like resource linkage, peer mentoring, and successful reentry practices through identifying, articulating, and utilizing their own lived experiences. The three services they provide to their peers are in-reach, outreach, and individual support which help other formerly incarcerated individuals who had life sentences prepare for and transition back into the community. In addition to Peer Reentry Navigator services, this program offers Peer Reentry Navigator Network meetings and provider partnerships. The department states this program aims to address the risks and needs of formerly incarcerated individuals who were serving life sentences by being responsive to their unique characteristics.

Behavioral Health Reintegration

The Behavioral Health Reintegration (BHR) program has provided clinical case management services to parolees. Program staff are composed of social workers, psychologists, and psychiatrists who are located at every parole office. The clinicians used a dynamic level of service needs assessments to develop individualized reintegration plans. The individualized plan focused on identifying and addressing the needs of each parolee as well as the amount of support the parolee would need to access services. Clinicians helped parolees obtain services such as mental health services, medical services, substance use treatment, and transportation. They also worked to empower the parolees to problem solve and promote self-advocacy and self-determination. In addition, BHR staff provided mental health services, substance abuse services, and psychosocial support to parolees who had not yet secured long-term services or connections. Clinicians maintained contact with clients during the entire course of their parole terms.

ISUDT Community Aftercare

As described in the **Reentry** section of this report, participants' transitions were facilitated by enhanced prerelease and transition services that connected them to resources available in their community. Through the CalAIM initiative for justice-involved populations, the department will collaborate with DHCS to connect individuals with SUD to county behavioral health services, enhanced care

managers, and managed care plans. It is anticipated that these efforts will contribute toward more successful transitions.

DRP programs offer SUDT services to parolees through outpatient and residential services. While SUDT services can be found in various DRP community-based programs, the Specialized Treatment for Optimized Programming (STOP) network is the largest SUDT-based service delivery system. STOP community-based services are available in most counties throughout the State, and parolees in counties lacking STOP service locations may be considered for placement in another county.

One of the specialized STOP services is the Female Offender Treatment Employment Program. The program provides female incarcerated persons who are transitioning to the community with intensive gender-responsive counseling services. The counseling services are in areas related to substance use disorder, family reunification, vocational training, and employment. The participants in this program, who can have their children reside with them, can participate in treatment for up to 15 months.



Every month for the past fiscal year, roughly 2,000 participants exited community aftercare SUDT programs, and in the same fiscal year, 32 percent completed the program (see Table 23). Data presented in the department’s recidivism report¹⁰ showed a promising correlation between completing community aftercare and lower recidivism rates that appeared to be independent of in-prison SUDT programming.

¹⁰ “Recidivism Report for Offenders Released from the California Department of Corrections and Rehabilitation in Fiscal Year 2015–16,” California Department of Corrections and Rehabilitation, accessed February 22, 2022, <https://www.cdcr.ca.gov/research/wp-content/uploads/sites/174/2021/09/Recidivism-Report-for-Offenders-Released-in-Fiscal-Year-2015-16.pdf>.

Table 23. Community Aftercare SUDT Completion Rates (Fiscal Year 2021–22)

Month and Year	Total Exits	Program Completed	Program Not Completed	Completion Rate
July 2021	1,802	586	1,216	33%
August 2021	1,728	577	1,151	33%
September 2021	1,782	599	1,183	34%
October 2021	1,901	599	1,302	32%
November 2021	1,740	532	1,208	31%
December 2021	1,735	570	1,165	33%
January 2022	2,190	697	1,493	32%
February 2022	1,976	516	1,361	26%
March 2022	2,346	851	1,495	36%
April 2022	2,142	761	1,381	36%
May 2022	2,032	680	1,352	33%
June 2022	2,063	590	1,473	29%
TOTAL	23,437	7,558	15,780	32%

Source: Data provided by Division of Rehabilitative Programs.

Resource Programs

Resource programs are provided by DAPO and DRP to give parolees access to services or resources locally. Resource centers offer many services and resources involving counseling, training, education preparation, money management, and employment.

Community-Based Coalition and Day Reporting Center

In fiscal year 2021–22, DRP had two resource centers, Community-Based Coalitions (CBCs) and Day Reporting Centers (DRCs). CBCs and DRCs have over 20 locations but are primarily non-residential with limited transitional housing. Many services are available to parolees including group counseling, anger management, parenting and family reintegration, cognitive and life skills training, budgeting and money management, employment, substance use disorder education, and education preparation. In fiscal year 2021–22, DRCs served 5,022 participants and had 1,168 program completions. In addition, CBCs served 1,361 unique participants and had 273 program completions.

Reentry Resource Center

DAPO developed and implemented Reentry Resource Centers (RRCs) located at Los Angeles, Stockton, Pomona, and Chico parole offices. In addition, one offsite location has been implemented in Oakland. The program was designed to ensure the reentry population had access to rehabilitation and reentry programs and resources.

Parole and Community Team

The Parole and Community Team (PACT) was created to improve parolee access to needed services and to reduce crime in the community through partnerships with local law enforcement agencies, community resource providers, and social service agencies. A Parole Agent II serves as the PACT coordinator and liaison between the different entities that provide parolees with services such as substance abuse treatment, transitional living, employment resources, educational or vocational training, food, and transportation. Mandatory PACT orientation meetings have served as structured environments that provide individuals returning home with available community resources. The department states that mandatory participation enforces the individual's responsibility to engage in community-based programming, and by providing these resources in a timely manner, the program promotes successful reintegration while also improving public safety.

Employment

Ventura Training Center

The Life Skills Training program at the CAL FIRE Ventura Training Center, implemented in fiscal year 2018–19, was developed collaboratively by CAL FIRE, DAPO, and the California Conservation Corps. Parolees in this program receive extended training as they have gone through the fire camp programs while incarcerated. The 18-month program consisted of education for six months with on-the-job training at CAL FIRE as a Type I Fire Crew member for 12 months. Participants can earn certificates prior to graduation, making them eligible to obtain employment beyond the program before their scheduled graduation date.

In fiscal year 2021–22, 71 individuals enrolled in the 18-month-long program, and seven individuals completed it. The seven individuals who completed the program were all offered careers with CAL FIRE or other fire agencies. Although there have been five participants who failed the program, four of those five were able to still gain employment.

Caltrans Parolee Work Crew Program

The department, in partnership with the California Department of Transportation (Caltrans), the Butte County Office of Education, San Bernardino Community College, and the City of Oakland, provide transitional employment to parolees through the Caltrans Parolee Work Crew Program. This program consists of litter abatement services that Caltrans provided through 17 daily crews who work across six locations statewide. The participants work five days a week, four of which are spent on the work crew with the fifth spent focusing on employment and permanent job placement services. Each crew consists of approximately six to eight people. Eligible parolee participants can volunteer to be in the program for up to 90 days. Participants who volunteer obtain referrals from Day Reporting Centers, and are then assessed for job readiness to legally and physically work on crews that require manual labor. The program provides life skills, employment, and prepares participants for future employment.

DRAFT

FOLLOW UP

The follow-up component of the California Logic Model involves tracking certain postrelease indicators for incarcerated persons who are released every year. The current measure of successful rehabilitation from criminal behavior is the rate of recidivism. Recidivism rates and indicators of ISUDT program performance as reported by the department are reviewed in this section. Effective management of substance use disorder was measured in terms of overdose-related hospital visits and reduced deaths from overdose.

Regarding recidivism, the California Board of State and Community Corrections (BSCC) was required to define recidivism as part of the 2013 amendment to California Penal Code section 6027. The definition of recidivism as approved by BSCC is “conviction of a new felony or misdemeanor committed within three years of release from custody or committed within three years of placement on supervision for a previous criminal conviction.”¹¹ Alternatively, depending on the type of analysis and available data, recidivism rates can also be expressed as the number of new arrests, return to custody, or other parameters over the course of longer or shorter time periods. For the purposes of this report, the standard BSCC definition is referenced.

Below is a review of two recent reports on recidivism and rehabilitation programs associated with the department.

Recidivism for Offenders Released in Fiscal Year 2015–16

In September 2021, the department released its recidivism report on incarcerated persons who were released in fiscal year 2015–16.¹² Recidivism outcomes were evaluated according to various parameters that included gender, age, race, mental health, California Static Risk Assessment (CSRA) scores, type and county of release, type of offense, and participation in the SUDT programs. The three-year reconviction rate of 33,756 released individuals was reported as 44.6 percent, a rate that has remained steady over the last few years.

Consistent with what is seen historically, recidivism rates decreased with increasing age, particularly among those released at age 40 or older. Recidivism rates for those with CSRA scores continued a pattern seen in previous recidivism reports, with three-year conviction rates higher for individuals who scored high on the CSRA (60.3 percent) compared with moderate (43.1 percent) and low (21.6

¹¹ “BSCC Definitions – AB 1050,” BSCC California, accessed July 12, 2022, <https://www.bscc.ca.gov/wp-content/uploads/AB-1050-Key-Term-Definitions.pdf>, https://www.bscc.ca.gov/s_recidivism/.

¹² “Recidivism Report for Offenders Released from the California Department of Corrections and Rehabilitation in Fiscal Year 2015–16,” California Department of Corrections and Rehabilitation, accessed February 22, 2022, <https://www.cdcr.ca.gov/research/wp-content/uploads/sites/174/2021/09/Recidivism-Report-for-Offenders-Released-in-Fiscal-Year-2015-16.pdf>.

percent) scores. This supports the general effectiveness of the CSRA as a predictor of recidivism.

In terms of mental health, rates were higher for individuals receiving mental health care (ranging from 48.5 to 63.3 percent) compared with individuals who were not in the mental health services delivery system (MHSDS) (43.2 percent), reinforcing the importance of postrelease access to mental health care.

The department examined the relationship between SUDT program participation and recidivism. In the population released to parole, results were promising for community aftercare, as recidivism rates among participants who completed a community aftercare SUDT program were less than half of what was reported among persons who had some or no aftercare, regardless of whether they had in-prison SUDT.

At the time, the COMPAS risk assessment was used to screen and refer individuals to the SUDT program. Of the persons released in fiscal year 2015–16, 19,052 were identified with a need for SUDT, and participation in in-prison SUDT appeared to slightly reduce recidivism in this population. Among the 8,067 parolees in this release cohort, three-year conviction rates generally decreased with participation in community aftercare. The lowest rates were observed among parolees who completed aftercare and were roughly half the rate of those who received no community aftercare.

The department stated that in the future, it will examine recidivism rates among incarcerated persons who have participated in other programs, which may provide insight into program effectiveness.

Recidivism in CALPIA From August 2014 to July 2018

In November 2021, the Center for Evidence-Based Corrections at the University of California, Irvine, published its recidivism study of CALPIA.¹³ The study examined CALPIA participants compared with persons waiting for a CALPIA assignment, CALPIA career technical education (CTE) participants compared with non-CTE CALPIA program participants, and female CALPIA participants compared with females waiting for a CALPIA assignment. The study examined 2,453 persons who actively participated in CALPIA programs, comparing their progress with that of 6,150 persons who were on the waitlist. To prevent group differences from skewing recidivism results, propensity score matching was used to equalize the different background factors between groups. Rates were calculated for groups both before (unweighted) and after (weighted) propensity score matching. The differences between the unweighted and weighted data demonstrated the impact that varying background characteristics have on study

¹³ James Hess and Susan Turner, “The Effect of Prison Industry on Recidivism: An Evaluation of California Prison Industry Authority (CALPIA),” November 2021, CALPIA, accessed July 2022, https://www.calpia.ca.gov/wp-content/uploads/calpia/news/Reports_and_Publications/The%20Effect%20of%20Prison%20Industry%20on%20Recidivism-V2-PIA.pdf.

results and allowed the authors to portray with greater accuracy the relationship between active participation in CALPIA and recidivism rates.

Results showed significant differences in three-year reconviction rates between the following two comparison groups. Specifically, the CALPIA participant group had a weighted recidivism rate of 20.8 percent, compared with a rate of 25.8 percent for the waitlist group. Reduced recidivism rates were also observed when CALPIA CTE participants were compared with other CALPIA program participants, with weighted rates of 13.9 percent and 23.1 percent, respectively.

Although the CALPIA eligibility process itself distinguishes these groups from the rest of the incarcerated population, participation in CALPIA programs correlated with significantly lower three-year conviction rates. Going forward, the authors anticipate conducting studies to examine the integrity of the CALPIA process and outcomes, conducting studies that compare CALPIA to other in-prison programs, and assessing benefits that accrue from participation such as skill building and postrelease employment.

Impact of Integrated Substance Use Disorder Treatment Program

According to a report on the impact of the ISUDT program released by the department and CCHCS in April 2022,¹⁴ an overall decrease in overdose deaths by 58 percent was observed in the first year of the program, from 2019 to 2020. In addition, the overdose hospitalization rate among MAT recipients was 42 percent lower compared with participants on the MAT waitlist. Overdose hospitalizations among ISUDT participants decreased by 18 percent from late 2019 to the middle of 2021 (from 92% to 75% per 100,000 residents), and the number of bacterial and viral infections associated with substance abuse also decreased.

CCHCS reported it was the largest provider of MAT in any correctional system in the United States and attribute much of the ISUDT program's success to MAT. The reduction in overdose mortality from 52 deaths to 20 deaths per 100,000 residents (a 62-percent decrease) between the program's inception in 2019 and April 2021 is noteworthy. This change also shifted drug overdose from being the third leading cause of death in California prisons to being the eighth leading cause of death. The department reported a correlation with participation in MAT, which was accepted by nine out of 10 patients who were offered treatment.

¹⁴ "Transforming Substance Use Disorder Treatment in California's Prison System: Impacts of the Integrated Substance Use Disorder Treatment Program, April 2022," California Correctional Health Care Services, accessed July 18, 2022, <https://cchcs.ca.gov/wp-content/uploads/sites/60/ISUDT/Impacts-ISUDT-Program2019-22.pdf>.

For this past fiscal year, CCHCS reported 821 hospital or emergency department claims related to overdose events from July 1, 2021, through May 31, 2022. Data for the month of June 2021 were not available at the time of this report's publication due to unsubmitted or unprocessed claims. Overdose hospitalizations can also be viewed on the CCHCS ISUDT dashboard¹⁵ that was launched in 2021.

DRAFT

¹⁵ "ISUDT Outcomes and Other Trends," California Correctional Health Care Services, accessed July 26, 2022, <https://cchcs.ca.gov/isudt/dashboard/>.

DRAFT

BOARD RECOMMENDATIONS

DRAFT

APPENDICES

Appendix A. Rehabilitative Case Plan

Appendix B. ISUDT Programming Matrix

Appendix C. Academic and CTE Teacher Distribution and Budgeted Capacity

Appendix D. Grant Recipients, Rounds I Through VI

Appendix E. Rehabilitative Achievement Credit (RAC) Eligible Inmate Activity Groups


Appendix F. List of Institutional Abbreviations

Appendix G. CALPIA Educational Locations

Appendix H. Milestone Completion Credit Schedule (MCCS)

DRAFT

APPENDIX A. REHABILITATIVE CASE PLAN



SOMS
Strategic Offender Management System
Innovation - Automation - Integration

Rehabilitative Case Plan

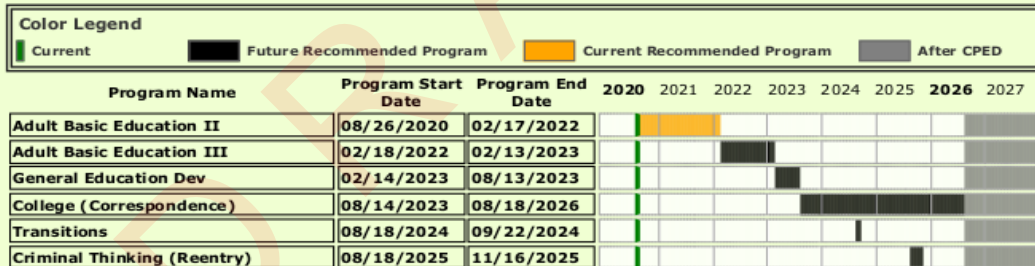
[Logout](#)

Name: _____	CDC#: _____	PID #: _____	CPED: _____
Curr. Loc.: CCWF-Facility A	Control Date: _____	Control Date Type: EPRD	
Area/Bed: _____	Housing PGM: Administrative Segregation Unit (ASU)	Job Title: UNA / Unassigned	
Custody: Maximum (C7)	Security Level: Level 4 (63)	WK/PV Group: D1 / D	
DOB: _____	Ethnicity: Hispanic ()	TABE (Read): 02.0	
DDP: Adequate Cognitive Functioning (NCF)	Mental Health: CCCMS-Correction Clinical Case Mgt System (B)	DPPV: None	

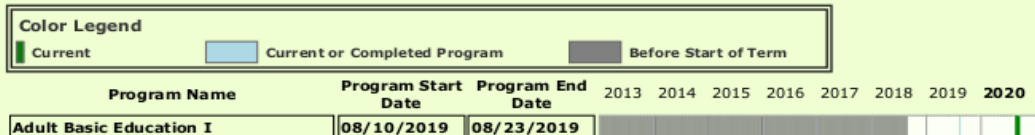
Date: 8/26/2020

Risk (CSRA Score): 2 (M)	
TABE Reading Score: 02.0	TABE Math: Score Not Available
Verified GED: N	Verified HS Diploma: N
Needs (from COMPAS)	
Assessment Date: 01/04/2019	Version: Core Women's v.7 Needs Assessment
Substance Abuse: 100 - High	Educational Problems: 0 - Low
Criminal Personality: 100 - High	Employment Problems: 100 - High
Anger: 100 - High	Support from Family of Origin: 100 - High

Recommended Rehabilitative Programs Timeline



Current and Completed Rehabilitative Programs Timeline



Certificates and Diplomas

Date Completed	Certificate or Diploma Name	Program Name
08/23/2019	Adult Basic Education I	Adult Basic Education I

Milestones

No data available.

APPENDIX B. ISUDT PROGRAMMING MATRIX, BUDGETED, FISCAL YEAR 2022–23

2022–23 DIVISION OF REHABILITATIVE PROGRAMS IN-PRISON PROGRAM MATRIX (Budgeted)

INSTITUTION	REHABILITATIVE SERVICES				
	Counselors*	All Daily Capacity	Cognitive Behavioral Treatment		
			CBI SUD	CBI Non-SUD	Annual Capacity
ASP	28	1008	605	403	2651
CAC	22	792	475	317	2083
CAL	17	612	367	245	1609
CCC	23	828	497	331	2178
CCI	26	936	562	374	2462
CCWF	14	504	302	202	1325
CEN	18	648	389	259	1705
CHCF	14	504	302	202	1325
CIM	28	1008	605	403	2651
CIW	14	504	302	202	1325
CMC	23	828	497	331	2178
CMF	16	576	346	230	1516
COR	17	612	367	245	1609
CRC	29	1044	626	418	2745
CTF	34	1224	734	490	3219
CVSP	18	648	389	259	1705
DVI	0	0	0	0	0
FSP	21	756	454	302	1989
FWF	5	180	108	72	473
HDSP	17	612	367	245	1609
ISP	17	612	367	245	1609
KVSP	18	648	389	259	1705
LAC	16	576	346	230	1516
MCSP	22	792	475	317	2083
NKSP	9	324	194	130	852
PBSP	15	540	324	216	1420
PVSP	22	792	475	317	2083
RJD	19	684	410	274	1798
SAC	10	360	216	144	947
SATF	31	1116	670	446	2936
SCC	16	576	346	230	1516
SOL	27	972	583	389	2556
SQ	18	648	389	259	1705
SVSP	16	576	346	230	1516
VSP	18	648	389	259	1705
WSP	9	324	194	130	852
TOTALS	667	24012	14407	9605	63151

* Operationally reduced staffing at CCC and SCC due to the fire camps originally over estimating their space capacities.

Note: Annual capacity represents the daily capacity multiplied by the average number of times the program can be completed in one year.

APPENDIX C. ACADEMIC AND CTE TEACHER DISTRIBUTION AND BUDGETED CAPACITY, FISCAL YEAR 2020–21

INSTITUTION	ACADEMIC EDUCATION														CAREER TECHNICAL EDUCATION									
	Traditional Education		Alternative Education		Post-Secondary & Cont.		TRANSITIONS		PEER LITERACY		Total No Teacher	TESTING	PHYSICAL ED	RESOURCE SPECIALIST PROGRAM (RSP)	RET	ESSA / WIOA	Total AE	Vocant Academic Teachers ¹	Total Daily Budgeted Capacity ²	Authorized CTE Programs	Vocant CTE Teachers ¹	Budgeted CTE Capacity	Active CTE Capacity ⁴	
	Authorize d Staff	Budgeted Capacity	Authorize d Staff	Budgeted Capacity	Authorize d Staff	Budgeted Capacity	Authorize d Staff	Budgeted Capacity	Authorize d Staff	Peer Mentors		Authorized Staff	Authorized Staff	Authorized Staff	Authorized Staff	Authorized Staff								
ASP	21	1134	0	0	4	720	2	108	1	20	28	2	1	0	1	0	32	2	1,982	17	1	540	513	
CAC	5	270	0	0	2	360	1	54	1	20	9	1	1	0	0	1	12	5	704	2	1	81	54	
CAL	15	810	0	0	2	360	1	54	1	20	19	2	1	0	0	0	22	5	1,244	9	3	324	243	
CCC	11	594	1	120	3	540	1	54	1	20	17	2	3	0	0	0	22	8	1,328	7	3	216	135	
CCI	13	702	0	0	4	720	2	108	1	20	20	3	2	0	0	0	25	4	1,550	14	3	432	351	
CCWF	11	594	1	120	4	720	2	108	1	20	19	3	1	1	0	1	25	2	1,562	9	2	297	243	
CEN	16	864	1	120	2	360	1	54	1	20	21	2	1	0	0	0	24	2	1,418	12	1	405	378	
CHCF	5	270	1	120	1	180	1	54	1	20	9	1	1	1	0	0	12	3	644	1	0	54	54	
CIM	17	918	0	0	2	360	2	108	1	20	22	2	1	2	0	0	27	9	1,406	11	3	351	216	
CIW	9	486	1	120	2	360	1	54	1	20	14	1	2	0	0	0	17	7	1,040	6	4	216	81	
CMC	18	972	0	0	4	720	2	108	1	20	25	3	2	2	1	0	33	1	1,820	12	1	432	357	
CMF	8	432	0	0	2	360	1	54	1	20	12	1	1	2	0	0	16	3	866	3	2	135	54	
COR	15	810	1	120	5	900	1	54	1	20	23	2	1	0	0	1	27	3	1,904	8	0	297	297	
CRC	11	594	0	0	5	900	3	162	1	20	20	2	1	0	0	1	24	0	1,676	9	3	297	216	
CTF	27	1458	0	0	2	360	3	162	1	20	33	3	3	0	0	0	39	11	2,000	16	3	513	383	
CVSP	10	540	0	0	4	720	2	108	1	20	17	3	1	0	0	0	21	5	1,388	14	3	459	351	
DVI	0	0	0	0	0	0	0	0	0	0	0	0	0	0	0	0	0	0	0	0	0	0	0	0
FSP	11	594	1	120	2	360	1	54	1	20	16	2	1	0	0	0	19	2	1,148	12	3	378	270	
FWF	3	162	0	0	1	180	1	54	0	0	5	0	0	0	0	0	5	2	396	2	1	81	54	
HDSP	11	594	0	0	4	720	2	108	1	20	18	2	1	0	0	0	21	4	1,442	9	3	351	211	
ISP	14	756	0	0	7	1260	2	108	1	20	24	2	1	0	0	1	28	3	2,144	15	3	459	324	
KVSP	17	918	0	0	4	720	1	54	1	20	23	2	1	0	0	0	26	2	1,712	9	1	297	281	
LAC	10	540	0	0	2	360	1	54	1	20	14	2	1	0	0	0	17	1	974	7	4	243	135	
MCSP	19	1026	0	0	6	1080	2	108	1	20	28	3	2	1	0	0	34	6	2,234	10	4	351	221	
NKSP	2	108	3	360	1	180	1	54	1	20	8	4	1	0	0	0	13	0	722	2	0	54	54	
PBSP	7	378	2	240	4	720	1	54	1	20	15	2	1	0	0	0	18	0	1,412	7	3	270	135	
PVSP	16	864	0	0	2	360	2	108	1	20	21	2	1	0	0	1	25	2	1,352	10	1	324	297	
RJD	20	1080	0	0	3	540	1	54	1	20	25	2	2	1	0	0	30	1	1,694	8	2	270	157	
SAC	9	486	1	120	2	360	1	54	1	20	14	2	1	1	0	0	18	2	1,040	6	1	243	198	
SATF	26	1404	0	0	6	1080	3	162	1	20	36	3	2	3	0	0	44	11	2,666	16	3	513	324	
SCC	9	486	2	240	3	540	1	54	1	20	16	2	3	0	0	0	21	8	1,340	8	3	243	162	
SOL	14	756	0	0	4	720	2	108	1	20	21	2	2	0	0	1	26	3	1,604	10	2	324	173	
SQ	7	378	1	120	3	540	1	54	1	20	13	3	1	0	0	0	17	3	1,112	5	2	162	108	
SVSP	14	756	1	120	2	360	1	54	1	20	19	2	1	1	0	0	23	4	1,310	9	7	270	81	
VSP	13	702	0	0	5	900	2	108	1	20	21	2	1	0	0	0	24	4	1,730	16	4	513	297	
WSP	2	108	2	240	1	180	1	54	1	20	7	3	1	0	0	0	11	0	602	2	1	81	54	
HQ	0	0	0	0	0	0	0	0	0	0	0	0	0	0	0	2	2	0	0	0	0	0	0	0
TOTALS	436	23,544	19	2,280	110	19,800	53	2,862	34	680	652	75	47	15	2	9	800	128	49,166	313	81	10,476	7,462	

1. As of July 12, 2022

2. Total AE, EOP, Post-Secondary & Cont., Transitions & Peer Literacy

3. OSRT and Computer Literacy became one program beginning September 30, 2019

the program is called Computer & Related Technology and is based upon the

Comp Lit Model (27 students, 3 hours, 2xday)

4. As of June 30, 2022 Rehabilitative Program Report

GRAND TOTAL PY's	1,113
GRAND TOTAL BUDGETED CAPACITY	59,642

APPENDIX D. GRANT RECIPIENTS, ROUNDS I THROUGH VI

California Reentry and Enrichment (CARE) Grants Term Schedule (2, 10-Month Term) - \$5M/Year 9/2020 - 6/2021 7/2021 - 4/2022 5/2022 - 6/2022 (Amended - 60 day extension)			
Institution	CARE Grant programs	Estimated Offenders Served*	Training-for-Trainers**
Avenal State Prison	1. Guiding Rage Into Power	128	
	2. Community Partners	120	
California City Correctional Center	1. Alliance for California Traditional Arts	72	
	2. Alliance for California Traditional Arts (Restorative Justice)	72	
California Correctional Center	1. Center for Council	25	
	2. The Lionheart Foundation	28	
California Institution for Men	1. Community Partners	240	
California Institution for Women	1. Envisioning Justice Solutions, Inc.	350	
	2. Community Partners	240	
	3. Insight Garden Program	100	
	4. Just Detention International (Mindfulness Program)	200	
	5. Just Detention International	70	
	6. Prison Education Project	20	
	7. The Catalyst Foundation	150	
California Medical Facility	1. Guiding Rage Into Power	128	
	2. Insight Garden Program	100	
California Men's Colony	1. Center For Council	25	
	2. Prison of Peace	150	
	3. The Lionheart Foundation	28	
California Rehabilitation Center	1. Just Detention International (Mindfulness Program)	200	
	2. Just Detention International	100	
	3. Prison of Peace	150	
	4. Prison Yoga Project	50	
	5. Success Stories	40	
	6. The Catalyst Foundation	300	
California State Prison Corcoran	1. Anti-Recidivism Coalition	90	
	2. Envisioning Justice Solutions, Inc.	350	
	3. The Lionheart Foundation	28	
California State Prison Los Angeles County	1. Anti-Recidivism Coalition	90	
	2. Freedom to Choose	250	
	3. The Catalyst Foundation	300	
California State Prison Sacramento	1. Buddhist Pathways Prison Project	150	
	2. Center For Council	25	
	3. Prison Yoga Project	50	
	4. Victim of Justice	120	
California State Prison Solano	1. Buddhist Pathways Prison Project	150	
	2. Insight Garden Program	100	
	3. Marin Shakespeare Company	24	
	4. Prison Yoga Project	50	
California Substance Abuse Treatment Facility	1. The Ahimsa Collective	130	
Centinela State Prison	1. Jail Guitar Doors	125	
	2. Prison Education Project	20	
	3. Success Stories	40	
	4. The Old Globe (Yard A - D)	200	
Central California Women's Facility	1. Actors Gang, Inc.	30	
	2. Anti-Recidivism Coalition	90	
	3. Envisioning Justice Solutions	350	
	4. Community Partners	90	
	5. Insight Garden Program	100	
	6. Just Detention International	100	
Chuckawalla Valley State Prison	1. Center For Council	25	
	2. Success Stories	40	
Folsom State Prison	1. Marin Shakespeare Company	24	
Folsom Women's Facility	2. Veterans Healing Veterans	23	
Ironwood State Prison	1. Insight Garden Program	100	
Kern Valley State Prison	1. Success Stories	40	
	1. Actors Gang, Inc.	30	
Mule Creek State Prison	2. Creative Acts Yard A	50	
	3. Envisioning Justice Solutions	350	
	4. Success Stories	40	
	1. The Ahimsa Collective	130	
North Kern State Prison	1. Alliance for California Traditional Arts	72	
	2. Alliance for California Traditional Arts (Restorative Justice)	72	
	3. Community Partners	120	
	4. Prison of Peace	150	
	5. Success Stories	40	
	6. The Catalyst Foundation	300	
Pleasant Valley State Prison	1. CSU Fresno Foundation	90	
	2. Center for Council	25	
	3. Prison of Peace	150	
Sierra Conservation Center	1. Center For Council	25	
	2. Marin Shakespeare Company	24	
Wasco State Prison	1. Community Partners	120	
	2. Success Stories	40	
Totals		74	8,218

*Estimated number of offenders served based upon grant application period.

**Estimated number of training-for-trainers based upon grant application period with no designated limit/estimate for number of offenders that could be served.

APPENDIX D. GRANT RECIPIENTS, ROUNDS I THROUGH VI (CONTINUED)

Round One Grants Yearly Schedule (14 Month Term) - \$2.5M 4/2015 - 6/2016			
Institution	Innovative Programming Recipients	Estimated Offenders Served*	Training-for-Trainers**
Avenal State Prison	1. International Bodhisattva Sangha	25	3
	2. GRIP	25	
California Correctional Institution	1. GOGI (In Cell)	200	
	2. GOGI (Spanish In Cell)	100	
California Health Care Facility	1. International Bodhisattva Sangha	25	3
	2. Canine Comp for Independence	8	1
	3. Yard time Literary Program	60	
California Medical Facility	1. IMPACT	96	12
	2. Insight Garden Program	125	
California State Prison Corcoran	1. ARC/PUP College Program	54	
	2. Alternatives to Violence	900	20
California State Prison Los Angeles County	1. Community-Based Arts Program	960	
	2. Insight Garden Program	125	
California Substance Abuse Treatment Facility	1. Center for Council	20	
	2. ARC/PUP College Program	54	
Chuckawalla Valley State Prison	1. Alternatives to Violence	900	20
	2. The Place4Grace	400	
	3. Insight Prison Project (VOEG)	52	
Deuel Vocational Institution	1. International Bodhisattva Sangha	25	3
	2. Yard time Literary Program	60	
High Desert State Prison	1. Alternatives to Violence	900	20
	2. The Place4Grace	400	
	3. Jesuit Restorative Justice Initiative	200	
Ironwood State Prison	1. The Actors' Gang Prison Project	360	4
	2. The Last Mile	52	
	3. The Place4Grace	400	
	4. Insight Prison Project (VOEG)	72	
Kern Valley State Prison	1. GOGI (In-Cell)	200	
Mule Creek State Prison	1. IMPACT	110	
	2. International Bodhisattva Sangha	25	3
	3. GRIP	25	
North Kern State Prison	1. Center for Council	20	2
	2. Freedom Through Education Campus	400	
Pelican Bay State Prison	1. GOGI (In Cell)	200	
	2. Jesuit Restorative Justice Initiative	200	
Pleasant Valley State Prison	1. Center for Council	20	
	2. GOGI	100	15
Wasco State Prison	1. Center for Council	20	
	2. GOGI	100	
Totals		39	106

*Estimated number of offenders served based upon grant application period.

**Estimated number of training-for-trainers based upon grant application period with no designated limit/estimate for number of offenders that could be served.

APPENDIX D. GRANT RECIPIENTS, ROUNDS I THROUGH VI (CONTINUED)

Round Two Grants Yearly Schedule (16 Month Term) \$3.0M 3/2016 - 6/2017			
Institution	Innovative Programming Recipients	Estimated Offenders Served*	Training-for-Trainers**
Avenal State Prison	1. The Actors' Gang Prison Project	25	
	2. Center for Council		20
	3. Freedom Through Ed Campus	400	
California City Correctional Center	1. Defy Ventures, Inc.	115	
	2. The Place4Grace	400	
	3. Catalyst Foundation	125	
California Correctional Institution	1. Center for Council		20
	2. The Place4Grace	400	
	3. The Lionheart Foundation	150	
California Health Care Facility	1. Insight Garden Program	125	
	2. Yard time Literary Program	60	
California State Prison Corcoran	1. GOGI (EOP)	100	
	2. The Lionheart Foundation (SHU)	150	
	3. Buddhist Pathways Prison Project (EOP)	200	6
California State Prison Los Angeles County	1. Defy Ventures, Inc.	300	
	2. Insight Garden Program	125	
	3. Catalyst Program	125	
Chuckawalla Valley State Prison	1. The Last Mile	48	
	2. Insight Prison Project (VOEG)	52	
Deuel Vocational Institution	1. GRIP	200	
	2. Veterans Healing Veterans from the Inside Out	24	
Folsom Women's Facility	1. The Last Mile	48	
	2. Marin Shakespeare Company	72	
High Desert State Prison	1. Alternatives to Violence	264	10
	2. Get on the Bus Program	40	
	3. Buddhist Pathways Prison Project	175	
Kern Valley State Prison	1. The Actors' Gang Prison Project	25	
	2. The Place4Grace	400	
Mule Creek State Prison	1. Alternatives to Violence	240	20
	2. CARE Accountability Program	480	12
	3. Karma Rescue Paws for Life Program (EOP)	45	
	4. Tender Loving Canines Assistance Dogs	15	
North Kern State Prison	1. GOGI (RC)	300	
	2. International Bodhisattva Sangha	100	
Pelican Bay State Prison	1. Center for Council		20
	2. The Lionheart Foundation (SHU)	150	
	3. Insight Prison Project (VOEG)	52	
Pleasant Valley State Prison	1. Freedom Through Education Campus	400	
	2. GOGI (Lifer)	320	
Valley State Prison	1. Defy Ventures, Inc.	300	
	2. The Place4Grace	400	
	3. InsideOUT Writers	54	
Wasco State Prison	1. GOGI (RC)	100	
	2. International Bodhisattva Sangha	125	
Totals		44	108

*Estimated number of offenders served based upon grant application period.

**Estimated number of training-for-trainers based upon grant application period with no designated limit/estimate for number of offenders that could be served.

APPENDIX D. GRANT RECIPIENTS, ROUNDS I THROUGH VI (CONTINUED)

Round Three Grant Awards Yearly Schedule (3, 12-Month Terms) - \$3M/term 3/2017 - 2/2018 3/2018 - 2/2019 3/2019 - 2/2020			
Institution	Innovative Programming Recipients	Estimated Offenders Served*	Training-for-Trainers**
Avenal State Prison	1. Insight Garden Program	450	
	2. Project Avary	120	
California City Correctional Center	1. Center for Council	330	
	2. GOGI (Peer Mentor)		300
California Correctional Center	1. Root & Rebound	900	
	2. Get on the Bus Program	240	
California Correctional Institution	1. Catalyst Foundation	1500	
California Health Care Facility	1. Center for Council	110	
	2. GOGI (Peer Mentor)		300
California State Prison Corcoran	1. Anti-Recidivism Coalition	1924	
	2. Moving Beyond Violence		90
California State Prison Los Angeles County	1. Karma Rescue	99	
	2. Buddhist Pathways Prison Project	600	
California State Prison Sacramento	1. IMPACT/CARE	350	
	2. The Place4Grace	1200	
	3. Buddhist Pathways Prison Project	225	
Chuckawalla Valley State Prison	1. GOGI (Peer Mentor)		300
Correctional Training Facility	1. Defy Ventures, Inc.	600	
	2. GRIP	180	
	3. Project Avary	120	
	4. Insight Prison Project (VOEG)	336	
Deuel Vocational Institution	1. Insight Prison Project (VOEG)	336	
Folsom Women's Facility	1. Marin Shakespeare Company	108	
	2. Insight Garden Program	240	
	3. Yard time Literary Program	2160	
High Desert State Prison	1. The Place4Grace – Camp Grace	30	
	2. GOGI (Peer Mentor)		300
Kern Valley State Prison	1. Anti-Recidivism Coalition	1924	
	2. The Actors' Gang Prison Project	90	
Mule Creek State Prison	1. Alternatives to Violence	420	
	2. Center for Council	110	
	3. Tender Loving Canines Assistance Dogs	90	
North Kern State Prison	1. Alternatives to Violence	420	
	2. Marley's Mutts	288	
Pelican Bay State Prison	1. The Place4Grace	1200	
Pleasant Valley State Prison	1. Defy Ventures, Inc.	1035	
	2. Buddhist Pathways Prison Project	600	
Salinas Valley State Prison	1. Project Avary	120	
	2. The Place4Grace – Camp Grace	30	
	3. The Place4Grace	1200	
Wasco State Prison	1. Alternatives to Violence	420	
	2. Prison of Peace	380	
	3. Marley's Mutts	288	
Totals		44	20,773
			1,290

*Estimated number of offenders served based upon grant application period.

**Estimated number of training-for-trainers based upon grant application period with no designated limit/estimate for number of

APPENDIX D. GRANT RECIPIENTS, ROUNDS I THROUGH VI (CONTINUED)

Round Three Grant Awards (continued)			
Yearly Schedule			
(2, 16-month Terms) - \$5.5M/term			
3/2017 - 6/2018 (Original)			
7/2018 - 10/2019 (Ext Yr)			
Institution	Long-Term Programming Recipients	Estimated Offenders Served*	Training-for-Trainers**
Avenal State Prison	1. GOGI (In Cell Anger Management)	300	
	2. GRIP	150	
California Correctional Institution	1. GOGI (In Cell Anger Management)	300	
	1. GOGI (In Cell Anger Management)	300	
California Health Care Facility	2. IMPACT/CARE	120	
	1. Catalyst Foundation	250	
California Institution for Men	2. Moving Beyond Violence	255	
	3. The Place4Grace	400	
	1. The Last Mile	48	
California Institution for Women	2. Moving Beyond Violence	255	
	3. Freedom to Choose Foundation	200	
	4. The Place4Grace	400	
	1. Self Awareness and Recovery	140	
California Medical Facility	2. The Place4Grace	400	
	3. Yard time Literary Program	75	
	1. Center for Council		20
California Men's Colony	2. Prison of Peace		160
	1. Center for Council		20
California State Prison Corcoran	2. GOGI (In Cell Anger Management)	300	
	3. Prison of Peace		100
	1. Youth Law Center	280	
California State Prison Los Angeles County	1. GOGI (In Cell Anger Management)	300	
	2. The Lionheart Foundation		64
	3. Insight Prison Project (Apology Project)	60	
California State Prison Sacramento	1. GOGI (In Cell Anger Management)	300	
	2. Get on the Bus Program	80	
California Substance Abuse Treatment Facility	1. Anti-Recidivism Coalition		54
	2. The Place4Grace	400	
	3. Giving Life Back to Lifers	120	
	4. Mothers with a Message	750	
	5. Prison Education Project	720	
Calipatria State Prison	1. The Old Globe – Reflecting Shakespeare	55	
	2. Anti-Recidivism Coalition		54
	3. Giving Life Back to Lifers	120	
	4. Mothers with a Message	750	
Centinela State Prison	1. The Actors' Gang Prison Project	30	
	2. Healing Trauma	255	
	3. IMPACT/CARE	120	
	4. Insight Garden Program	45	
	5. Yard time Literary Program	75	
Chuckawalla Valley State Prison	1. Prison of Peace	160	
	2. Community-Based Art Program	20	
Deuel Vocational Institution	1. Center for Council		20
	2. GOGI (Anger Management)	2000	
High Desert State Prison	1. Anti-Recidivism Coalition		54
	2. Prison of Peace		160
	3. Community-Based Art Program		20
	4. Youth Law Center	280	
Ironwood State Prison	1. Catalyst Foundation	250	
	2. GOGI (In Cell Anger Management)	300	
Kern Valley State Prison	1. IMPACT/CARE	120	
	2. Lionheart Foundation	644	
Mule Creek State Prison	1. GOGI (In Cell Anger Management)	300	
	1. GOGI (In Cell Anger Management)	300	
North Kern State Prison	1. Prison of Peace		160
	1. GOGI (In Cell Anger Management)	300	
Pelican Bay State Prison	1. Prison of Peace		160
	1. Anti-Recidivism Coalition		54
Pleasant Valley State Prison	2. Tender Loving Canine Assistance Dogs	30	
	3. Insight Prison Project (Spanish VOEK/Next Step)		52
	4. Prison Yoga Project	45	
	1. GOGI (In Cell Anger Management)	300	
R J Donovan Correctional Facility	2. Operation New Hope	400	
	3. Insight Prison Project (VOEG)	160	
	1. Center for Council		20
Salinas Valley State Prison	2. GOGI (In Cell Anger Management)	300	
	3. Insight Prison Project (VOEG)	160	
Valley State Prison	1. Center for Council		20
	2. GOGI (In Cell Anger Management)	300	
	3. Insight Prison Project (VOEG)	160	
Totals		66	14,122

*Estimated number of offenders served based upon grant application period.

**Estimated number of training-for-trainers based upon grant application period with no designated limit/estimate for number of offenders that could be served.

APPENDIX D. GRANT RECIPIENTS, ROUNDS I THROUGH VI (CONTINUED)

Round Five Grants Yearly Schedule (3, 12-Month Terms) - \$4.0M/Year 5/2019 - 4/2020 5/2020 - 4/2021 5/2021 - 4/2022			
Institution	Innovative Programming	Estimated Offenders Served*	Training-for-Trainers**
Avenal State Prison	1. Center for Gender and Justice-Moving Beyond Violence	600	
	2. Little Angels Service Dogs	90	
	3. The Actors' Gang	120	
California City Correctional Center	1. Defy Ventures, Inc.	420	
California Correctional Center	1. The Place4Grace - Father2Child Literacy	912	
California Correctional Institution	1. Prison of Peace	180	
	2. The Place4Grace - Camp Grace	54	
California Health Care Facility	1. Canine Companions for Independence	24	
	2. Insight Garden Program	90	
California Institution for Women	1. Center for Gender and Justice - Helping Women Recover	750	
California Medical Facility	1. Paws for Life K9 Rescue - Canine Good Citizen	180	
	2. The Lionheart Foundation	288	
California Men's Colony	1. Freedom to Choose Project	1500	
	2. Prison Yoga Project	150	
	3. Son Care Foundation	900	
California Rehabilitation Center	1. ReEvolution	48	
California State Prison Corcoran	1. Center for Restorative Justice Works	102	
	2. GOGI - Peer Mentor	600	
California State Prison Los Angeles County	1. Jail Guitar Doors Yard A	180	
	2. Jail Guitar Doors Yard C	180	
	3. Paws for Life - Canine Good Citizen	180	
	4. Paws for Life - Shelter Program	120	
California State Prison Sacramento	1. Concerned About Recovery Education-IMPACT	300	
	2. Yardtime Literary Program	180	
California Substance Abuse Treatment Facility	1. Freedom to Choose YOP	1500	
	2. GOGI - Peer Mentor	600	
Central California Women's Facility	1. Little Angels Service Dogs	90	
	2. Root and Rebound	450	
Correctional Training Facility	1. Son Care Foundation	900	
	2. Veterans Healing Veterans from the Inside Out	60	
Delano Modified Correctional Community Facility	1. Success Stories	600	
Folsom Women's Facility	1. Canine Companions for Independence	12	
	2. Concerned About Recovery Education	300	
High Desert State Prison	1. Center for Restorative Justice Works	246	
	2. Choices of Freedom	1500	
	3. GOGI - Peer Mentor	600	
	4. The Place4Grace-Camp Grace	54	
Ironwood State Prison	1. GOGI - Peer Mentor	600	
Kern Valley State Prison	1. Center for Gender and Justice-Moving Beyond Violence	120	
	2. Healing Dialogue and Action	210	
	3. Prison of Peace	180	
Mule Creek State Prison	1. GRIP Institute	216	
	2. Insight Garden Program	90	
	3. Paws for Life K9 Rescue - PTSD for Veterans	42	
	4. Tender Loving Canines Assistance Dogs	114	
North Kern State Prison	1. The Place4Grace-Father2Child Literacy	912	
Pelican Bay State Prison	1. Anti-Recidivism Coalition	1080	
	2. GOGI - Peer Mentor	600	
Pleasant Valley State Prison	1. Son Care Foundation	900	
	2. West Hills Community College District	90	
Salinas Valley State Prison	1. Project Avary	90	
	2. The Place4Grace-Camp Grace	54	
Shaft Modified Correctional Community Facility	1. Success Stories	600	
Sierra Conservation Center	1. Friends of the Animal Community	48	
Taft Modified Correctional Community Facility	1. CSU Fresno Foundation	720	
	2. Success Stories	600	
Totals		56	22,326

*Estimated number of offenders served based upon grant application period.

**Estimated number of training-for-trainers based upon grant application period with no designated limit/estimate for number of offenders that could be served.

APPENDIX D. GRANT RECIPIENTS, ROUNDS I THROUGH VI (CONTINUED)

Round Five Grants Yearly Schedule (3, 12-Month Terms) - \$4.0M/Year 5/2019 - 4/2020 5/2020 - 4/2021 5/2021 - 4/2022			
Institution	Innovative Programming	Estimated Offenders Served*	Training-for-Trainers**
Avenal State Prison	1. Center for Gender and Justice-Moving Beyond Violence	600	
	2. Little Angels Service Dogs	90	
	3. The Actors' Gang	120	
California City Correctional Center	1. Defy Ventures, Inc.	420	
California Correctional Center	1. The Place4Grace - Father2Child Literacy	912	
California Correctional Institution	1. Prison of Peace	180	
	2. The Place4Grace - Camp Grace	54	
California Health Care Facility	1. Canine Companions for Independence	24	
	2. Insight Garden Program	90	
California Institution for Women	1. Center for Gender and Justice - Helping Women Recover	750	
California Medical Facility	1. Paws for Life K9 Rescue - Canine Good Citizen	180	
	2. The Lionheart Foundation	288	
California Men's Colony	1. Freedom to Choose Project	1500	
	2. Prison Yoga Project	150	
	3. Son Care Foundation	900	
California Rehabilitation Center	1. ReEvolution	48	
California State Prison Corcoran	1. Center for Restorative Justice Works	102	
	2. GOGI - Peer Mentor	600	
California State Prison Los Angeles County	1. Jail Guitar Doors Yard A	180	
	2. Jail Guitar Doors Yard C	180	
	3. Paws for Life - Canine Good Citizen	180	
	4. Paws for Life - Shelter Program	120	
California State Prison Sacramento	1. Concerned About Recovery Education-IMPACT	300	
	2. Yardtime Literary Program	180	
California Substance Abuse Treatment Facility	1. Freedom to Choose YOP	1500	
	2. GOGI - Peer Mentor	600	
Central California Women's Facility	1. Little Angels Service Dogs	90	
	2. Root and Rebound	450	
Correctional Training Facility	1. Son Care Foundation	900	
	2. Veterans Healing Veterans from the Inside Out	60	
Delano Modified Correctional Community Facility	1. Success Stories	600	
Folsom Women's Facility	1. Canine Companions for Independence	12	
	2. Concerned About Recovery Education	300	
High Desert State Prison	1. Center for Restorative Justice Works	246	
	2. Choices of Freedom	1500	
	3. GOGI - Peer Mentor	600	
	4. The Place4Grace-Camp Grace	54	
Ironwood State Prison	1. GOGI - Peer Mentor	600	
Kern Valley State Prison	1. Center for Gender and Justice-Moving Beyond Violence	120	
	2. Healing Dialogue and Action	210	
	3. Prison of Peace	180	
Mule Creek State Prison	1. GRIP Institute	216	
	2. Insight Garden Program	90	
	3. Paws for Life K9 Rescue - PTSD for Veterans	42	
	4. Tender Loving Canines Assistance Dogs	114	
North Kern State Prison	1. The Place4Grace-Father2Child Literacy	912	
Pelican Bay State Prison	1. Anti-Recidivism Coalition	1080	
	2. GOGI - Peer Mentor	600	
Pleasant Valley State Prison	1. Son Care Foundation	900	
	2. West Hills Community College District	90	
Salinas Valley State Prison	1. Project Avary	90	
	2. The Place4Grace-Camp Grace	54	
Shaft Modified Correctional Community Facility	1. Success Stories	600	
Sierra Conservation Center	1. Friends of the Animal Community	48	
Taft Modified Correctional Community Facility	1. CSU Fresno Foundation	720	
	2. Success Stories	600	
Totals		56	22,326

*Estimated number of offenders served based upon grant application period.

**Estimated number of training-for-trainers based upon grant application period with no designated limit/estimate for number of offenders that could be served.

APPENDIX D. GRANT RECIPIENTS, ROUNDS I THROUGH VI (CONTINUED)

Round Six Grants Term Schedule (2, 13-Month Terms) - \$1.3M/Year 3/2020 - 3/2021 4/2021 - 4/2022			
Institution	Victim Impact programs	Estimated Offenders Served*	Training-for-Trainers**
California Rehabilitation Center	1. ReEvolution	200	
	2. The Prison Education Project	650	
California State Prison Solano	1. Marin Shakespear Company	100	
California Substance Abuse Treatment Facility	1. Center for Council	400	
	2. GOGI - Victim Impact	1200	
	3. ReEvolution	200	
Central California Women's Facility	1. Envisioning Justice Solutions, Inc.	400	
	2. The Ahimsa Collective	120	
Chuckawalla Valley State Prison	1. Partnership for Reentry Program	400	
Correctional Training Facility	1. GOGI - Victim Impact	1200	
	2. The Ahimsa Collective	120	
Delano Modified Correctional Community Facility	1. Latino Coalition for Community Leadersh	1000	
Folsom State Prison	1. Center for Restorative Justice Works	100	
	2. Prison from the Inside Out, Inc.	240	
Folsom Women's Facility	1. Marin Shakespear Company	100	
Ironwood State Prison	1. Center for Council	400	
	2. Healing Dialogue and Action	480	
North Kern State Prison	1. Prison from the Inside Out, Inc.	240	
Pleasant Valley State Prison	1. Latino Coalition for Community Leadersh	1000	
	2. Prison from the Inside Out, Inc.	240	
R J Donovan Correctional Facility	1. Healing Dialogue and Action	240	
Wasco State Prison	1. GOGI - Victim Impact	1200	
	2. Prison from the Inside Out, Inc.	240	
Totals		23	10,470

*Estimated number of offenders served based upon grant application period.

**Estimated number of training-for-trainers based upon grant application period with no designated limit/estimate for number of offenders that could be served.

APPENDIX D. GRANT RECIPIENTS, ROUNDS I THROUGH VI (CONTINUED)

Reception Center Grants Yearly Schedule (3, 12-Month Terms) - \$1M/term 3/2018 - 5/2019 6/2019 - 5/2020 6/2020 - 5/2021			
Institution	Reception Center Programming	Estimated Offenders Served*	Training-for-Trainers**
Central California Women's Facility	1. Options Recovery Services	250	
Deuel Vocational Institution	2. In-Cell / In-Dorm	1000	
	3. Options Recovery Services	450	
North Kern State Prison	1. Anti-Recidivism Coalition	720	
	2. In-Cell / In-Dorm	5000	
San Quentin State Prison	1. Options Recovery Services	400	
	2. Lionheart Foundation	150	
Wasco State Prison	1. In-Cell / In-Dorm	5000	
Totals		8	12,970

*Estimated number of offenders served based upon grant application period.

**Estimated number of training-for-trainers based upon grant application period with no designated limit/estimate for number of offenders that could be served.

DRAFT

APPENDIX E. REHABILITATIVE ACHIEVEMENT CREDIT (RAC) ELIGIBLE INMATE ACTIVITY GROUPS

Institution	Rehabilitative Achievement Credit (RAC) Eligible Inmate Activity Groups				
Avenal State Prison (67)	Accepting Responsibility	Actors' Gang Prison Project	African Drumming Class	Alcoholics Anonymous	Celebrate Recovery
	Citizenry Duty & Pride	Creative Song Writing	Criminals & Gang Members Anonymous	Defy Ventures	Drawing
	Gavel Club	Graphic Design	Insight Garden Program	Intellimen	KID Creating Awareness Together
	Latin Drumming	Man Means Mind	Mariachi	Mural	Narcotics Anonymous
	Oil Painting	Phoenix Alliance	Poetry	Prep Workshop Forum	Prison Fellowship Academy
	Realize	Ten Toes In	Timeless	Veterans Support Group	White Bison
	Youth Adult Awareness				
California City Correctional Facility (72)	Alcoholics Anonymous	Alternatives to Violence Project	Arts in Corrections - Making Murals	Arts in Corrections - Story Telling	Arts in Corrections - Give A Beat
	Biblical Leadership	Bridges to Freedom	Celebrate Recovery	Circuit Training	Criminals & Gang Members Anonymous
	Defy Ventures	Father 2 Child	Getting Out by Going In	Inmate Council	Inside Out Dads
	Inside Out Writers	Kairos	Malachi Dads	Narcotics Anonymous	Positive Parenting
	Theological Urban Ministry Institute	Prison Fellowship Academy	Toastmasters	Veterans	Write of Your Life-Literary Arts
	Write of Your Life-Performing Arts	Write of Your Life-Visual Arts	Yoga		
California Correctional Center (44)	Alcoholic Anonymous	Arts in Corrections - Choir	Arts in Corrections - Drawing	Audio Journalism	Alternatives to Violence Project
	Celebrate Recovery	Criminals & Gang Members Anonymous	Getting Out by Going In	Guitar	Ideal
	Life Ring	Lifer Support Group	Literacy	Narcotics Anonymous	Not in My Life
	Prison Fellowship	Pups on Parole	Purpose Driven Life	Stand Up	Toastmasters
	Veterans	Veterans in Prison			
California Correctional Institution (114)	Actors' Gang Prison Project	Al-Anon	Alcoholics Anonymous	Anger Management	Celebrate Recovery
	Criminals & Gang Members Anonymous	Drawing	Inside Out Writers	Lifers Program	Narcotics Anonymous
	Songwriting	Stress Management	Veterans Group		
California Health Care Facility (257)	Alcoholics Anonymous	Aztec Dancing	Best Jobs for Ex-Offenders	Cage Your Rage	Celebrate Recovery
	Center for Council	Centering Prayer	Community Meeting	Creative Conflict Resolution	Criminals & Gang Members Anonymous
	Dog Handler Program	Expressive	Getting Out by Going In	Hands Down	Heartfulness Meditation
	Houses of Healing	How to Be a Responsible Father	Insight Garden Program	Kairos	Life Skills
	Lifeboat Job Close to Home	Lifer Support Group	Malachi Dads	Marin Shakespeare	Mental Health & Wellness
	Music Group	Narcotics Anonymous	Nursing Led Therapeutic Groups	Parenting	Physical Health & Wellness
	Prison Fellowship Academy	Red Ladder Theater	Veterans Group	Victim Awareness	
California Institution for Men (51)	Actors' Gang Prison Project	Afro Columbian Drumming	Alcoholics Anonymous	American Sign Language	Celebrate Recovery
	Criminals & Gang Members Anonymous	Con Ex	California State University, San Bernardino Based Art Program	Culture Awareness General Education	Forgiveness & Healing
	Getting Out by Going In	Imagination Project	Introduction to Creative Writing	Inside Out Writers	Jail Guitar Doors
	Kairos	Landscape & Architect	Lifers Group	Lift Class	Live, Learn & Prosper
	Malachi Dad	Narcotics Anonymous	Nursing Led Therapeutic Groups	Pawz Behind Wallz	Prison Education Program - Introduction to College
	Place4Grace	Pre Release Academy	Pre Release Reentry	Son Jericho Guitar	Toastmasters
	Veterans in Prison	Written Word			

APPENDIX E. RAC ELIGIBLE INMATE ACTIVITY GROUPS (CONTINUED)

Institution	Rehabilitative Achievement Credit (RAC) Eligible Inmate Activity Groups				
California Institution for Women (79)	2nd Call Anger Management	Actors' Gang Prison Project	Addiction Recovery	Arts in Corrections	Arts in Corrections - Painting
	Al-Anon	Alcoholics Anonymous	Alpha Life Skills	Beyond Violence	Black Cultural Education Awareness
	Celebrate Recovery	Co-Dependency Anonymous	Community Based Art	Compassionate Companions	Convicted Women Against Abuse
	Creative Conflict	Freedom to Choose	Golden Girl	Grief and Loss	Happy Hats
	Healing Trauma	Helping Women Recover	Imagination Project	Jail Guitar Doors	LGBTQ Group
	Life Scripting	Long Termers	Mexican American Research Association	Mindful Meditation	Mothers Educating Mothers
	Narcotics Anonymous	Parenting From a Distance	Paroles Lifer Group	Pathways to Wholeness	Paws United Rescue And Release
	Peace Education	Prison Education Project	Prison Fellowship	Prison of Peace	Prison Puppy Program
	Recreational Activity Group	Re-Entry Preparation Programs	Renewing Lives	Restorative Justice	Roots and Wings Project
	Self-Reliance Initiative	Sharing our Stitches	Toastmasters	Veterans	Visual Poetry and Assemblage
	Windows Between Worlds Art	Women of Wisdom	Writing Workshop	Youth Mentor Organization	
California Medical Facility (157)	Al-Anon	Alcoholics Anonymous	Boys II Men	Cancer Support Group	Celebrate Recovery
	Controlling Anger	Creative Writing	Criminals & Gang Members Anonymous	Debate	Development of Healthy Relationships
	Domestic Violence Prevention	Drumming	Expressive	Financial Peace University	Healthy Living Initiative
	House of Healing	Insight Garden Project	Katargeo	Life Skills	Long Term Commitment Group
	Marin Shakespeare Company	Men's Support	Mental Health & Wellness	Music Program - Jazz	Music Program - Rock
	Music Theory	Narcotics Anonymous	Nursing Led Therapeutic Groups	Physical Health & Wellness	Power Source
	Reboot	Restorative Justice	Rehabilitate, Implement, Succeed, Excel	Self-Awareness & Recovery	Substance Abuse
	Toastmasters	Unity	Veterans Helping Veterans	Victim Offender Insight Group	Visual Art Drawing
	Visual Art Murals	Yard Time Literary	Yoga		
California Men's Colony (304)	A New View	Abstract Art	Alcoholics Anonymous	Beginning Guitar	Center for Council
	Creating Awareness Together	Criminal Gangs Anonymous	Expressive	Freedom to Choose	Gavel Club - Toastmasters
	Intermediate Guitar	Lifers Awareness Program	Literacy	Malachi Dads	Mental Health & Wellness
	Narcotics Anonymous	Nursing Led Therapeutic Groups	Parents Against Child Abuse	Page to Stage	Physical Health & Wellness
	Poetry	Prison Fellowship	Prison of Peace	Prison Yoga Project	Substance Abuse
	Transitional Planning	Quest	Veterans Group	Yokefellow	
California Rehabilitation Center (60)	Actors' Gang Prison Project	Alcoholics Anonymous	Beginning Printmaking	Celebrate Recovery	Criminals & Gang Members Anonymous
	Diabetes Educational Program	Forgiveness and Healing	Handicraft	Health to Happiness 2.0	Junior Mentor
	Narcotics Anonymous	Pre-Release	Paper Sculpture Class	Veterans	Visual Arts Class
California State Prison Corcoran (103)	Alcoholics Anonymous	Anger Management	Building Resilience	Center for Council	Criminals & Gang Members Anonymous
	Domestic Violence Prevention	Getting Out By Going In	Life and Beyond	Lifer Group	Narcotics Anonymous
	Nursing Led Therapeutic Groups	Veterans Group			
California State Prison Los Angeles County (26)	10 P Program	Actors' Gang Prison Project	Alcoholics Anonymous	Convicts Reaching Out to People	Community Based Art
	Creating a Healing Society	Creative Art Program	Creative Writing	Criminals & Gang Members Anonymous	Defy Ventures
	For Our Local Community Charity	Footprints	Fugitive Kind Theater	Healing Dialogue and Action	Helping Hands
	Helping Youth	Inmate Council Program	Insight Gardening Program	Jail Guitar Doors	Literacy Student
	Live, Learn, and Prosper	Men Utilizing Sound to Incorporate Collaboration	Narcotics Anonymous	New Choices Different Direction	Nursing Led Therapeutic Groups
	Pen America	Personal Development	Prison Arts Program	Prison Yoga and Mediation	Theater Workers Project
	Transformative Justice	Veterans Embracing Truth	Victim Sensitivity	Youth Offenders United & Growth	

APPENDIX E. RAC ELIGIBLE INMATE ACTIVITY GROUPS (CONTINUED)

Institution	Rehabilitative Achievement Credit (RAC) Eligible Inmate Activity Groups				
California State Prison Sacramento (138)	Actor's Gang Prison Project	Alcoholics Anonymous	Arts in Corrections - Art Workshop	Arts in Corrections - Creative Writing Poetry	Beginning Guitar
	Buddhist Pathways	Celebrate Recovery Inside	Classical Guitar Intermediate	Enhanced Out Patient - Impact/Care	Faith Groups not Worship Services
	Fine Arts Poetry	Impact/Care	Kairos Prayer and Share	Lifer Program	Mens Fraternity
	Music Class	Narcotics Anonymous	Nursing Led Therapeutic Groups	Power Source/Lion Heart	Substance Abuse Recovery Group
	Toastmasters	Veteran Support Group	Visual and Performing Arts	Yard Time Literary	Yoga
California State Prison Solano (81)	Alcoholics Anonymous	Al-Anon	Celebrate Recovery Group	Centering Prayer, Meditation	Constructive Criticism
	Creative Writing	Denial Management	Development of Healthy Relationships	Fight the Good Fight	Gavel Club
	Insight Garden Program	Interpersonal Relations	KALW Audio Production and Journalism	Men of Purpose	Mindful Prisons
	Narcotics Anonymous	Nonviolent Communication	Saints with a Purpose	Shakespeare - Advanced	Shakespeare at Solano
	Toastmasters	Transformational Meditation	Truth Project	Unchained - Christian Recovery	Veterans in Prison
	Vets Healing Vets	Victim Awareness	William James: Music Development	William James: Musicianship/Theory	Yoga and Mindfulness Immersion
California Substance Abuse Treatment Facility (309)	African Drumming	Ahimsa Collective Realize Program	Al-Anon	Alcoholics Anonymous	Arts in Corrections - Choir
	Arts in Corrections - Painting	Aztec Dance	Celebrate Recovery	Criminals & Gang Members Anonymous	Changing Within
	Expressive	Get It Right	Getting Out by Going In	How It Works	Inside Out Writers
	Life Skills	Lifer Support Group	Mental Health and Wellness	Narcotics Anonymous	Nursing Led Therapeutic Groups
	Physical Health and Wellness	Prison Education Project	Prison Arts Collective	Prison Fellowship Academy	Pushing Forward
	ReEvolution	Reflection	Resilience	Restorative Academic Mentorship Program	Second Chance
	Substance Abuse	Transgender and Alternative Lifestyle Support	Transcending Our Personal Struggles	Transcendent	Turning Point - Prep Self- Focus
	Veteran Brothers in Arms	Veterans Embracing Truths	Youth Offender Program		
Calipatria State Prison (94)	Actors' Gang Prison Project	African Drumming	Alcoholics Anonymous	Alternatives to Violence Project	Anger Management
	Arts in Corrections	Board of Parole Hearing Preparation	Bridges to Freedom	Cage Your Rage	Council Inmate Program
	Criminals & Gang Members Anonymous	Fathers Behind Bars	Life Without a Crutch	Life Without Parole Alliance	Men of Vision
	Narcotics Anonymous	Social Insight Lifer	Straight Life Program	Youth Offender Program	
Centinela State Prison (91)	Actor's Gang Prison Project	Alcoholics Anonymous	Anti-Recidivism Coalition	Beyond Bars	Cage Your Rage
	Common Ground	Criminals & Gang Members Anonymous	Jail Guitar Doors	Life Without a Crutch	Lifers Program
	Narcotics Anonymous	Playwrights	Prison Education Project	Project Paint	Reflecting Shakespeare
	Success Stories	The Write of Your Life	Veterans Empowered to Serve	West African Drumming Group	
Central California Women's Facility (68)	A Women's Way	Accountability Workshop and Restorative Education	Actors' Gang Prison Project	Al-Anon	Alcoholics Anonymous
	Anger Management	Batterer's Perspective	Bridges to Life	Cage your Rage	Conflict, Anger, and Lifelong Management
	Cancer Support Group	Choir	Comfort Care	Criminals & Gang Members Anonymous	Emotions Anonymous
	Girls Advocating New Greatness	Houses of Healing	Insight Garden Program	Life Skills	Live, Learn, Prosper
	Life Without Parole Support Group	Mentor Group	Narcotics Anonymous	Nursing Led Therapeutic Groups	Offender Responsibility
	Patterns for Change	Personal Empowerment	Physical Health & Wellness	Prison Art Collective	Prison Fellowship Academy
	Red Ladder Theatre	Relapse Prevention	Songwriting	Survivors of Incest and Rape	Substance Abuse
	Versatility Group	Veterans Support Group	Victim Impact	Voices of Unity Community	Yard Time Literary
Chuckawalla Valley State Prison (56)	Afro-Columbian Drumming	Alcoholics Anonymous	Celebrate Recovery	Choir and Songwriting	Criminals & Gang Members Anonymous
	Fight the Good Fight of Faith	Getting Out By Going In	Inside Out Writers	Introduction to Conquering Substance Abuse	Lifer Program
	Marin Shakespeare Group	Narcotics Anonymous	Nursing Led Therapeutic Groups	Positive Parenting Program	Prison Arts Collective Group
	Prison of Peace Support Group	Rock Support Group	Self-Confrontation	The Write of your Life - Literary Arts	The Write of your Life -Performing Arts
	The Write of your Life - Visual Arts	Toastmasters	Veterans Group		

APPENDIX E. RAC ELIGIBLE INMATE ACTIVITY GROUPS (CONTINUED)

Institution	Rehabilitative Achievement Credit (RAC) Eligible Inmate Activity Groups				
Correctional Training Facility (106)	Addiction Recovery	Al-Anon	Alcoholics Anonymous	Alternatives to Violence Project	Avatar
	Balanced Reentry Activity Groups	Caribbean Drum	Celebrate Recovery Inside	Cemanahuac Cultural Group	Center for Council
	Criminals & Gang Members Anonymous	Defy Ventures	Denial Management	Fathers Behind Bars	Fresh Start
	Gavel Club	Getting Out By Going In	Improvisational Theater Workshop	Incarcerated Vietnam Vets of America	Inmate Peer Education Program
	Life Cycle	Literacy Student	Music and Songwriting Class	Narcotics Anonymous	Operation New Hope
	Phoenix Alliance	Prison Fellowship Academy	Self-Edification Learning Fellowship	Soledad Arts	Storytelling
	Success Stories	The Work for Inmates	Toastmasters	United Veterans Group	Veterans Healing Veterans
	Victims Impact	White Bison	Work for Inmates		
Folsom State Prison (96)	7 Habits on the Inside	Al-Anon	Alcoholics Anonymous Al-Anon	Alpha Faith Based	Anger Management
	Authentic Manhood	Beyond Violence	Celebrate Recovery	Criminals & Gang Members Anonymous	Domestic Violence
	Gavel Club	Grief and Loss	IF Project	Incarcerated Veterans Support Group	Insight Garden Program
	Life Skills	Life Scripting	Literacy Project	Marin Shakespeare	Millati
	Music Program	Narcotics Anonymous	New Hope Re-entry	Prison Fellowship - Reentry	Puppy Program
	Red Ladder Theatre	Seven Steps to Freedom	Sexual Health Awareness Rehabilitation Program	Spiritual Development and Growth	Taybah Class
	Youth Diversion Program				
High Desert State Prison (36)	Actors' Gang Prison Project	Alcoholics Anonymous	Arts in Corrections - Guitar	Arts in Corrections - Song Writing	Arts in Corrections - Writing
	Books Without Bounds Literacy	Center for Council	Criminals & Gang Members Anonymous	Fatherless Fathers	Getting Out by Going In
	Houses of Healing	Initiate Justice	Kid Creating Awareness Together	Lifers Group	Music Inspires Change
	Narcotics Anonymous	Place4Grace	Playwriting	Poetic Justice Club	Prep Turning Point
	Stop Domestic Violence Program	Truly Redefine Yourself	Veteran Groups	Victims Impact	
Ironwood State Prison (136)	Acrylic Paint Workshop	Actors' Gang Prison Project	Addiction Counseling Program	Alcoholics Anonymous	Alternatives to Violence Project
	Anti-Recidivism Coalition	Arts in Corrections - African Drumming	Arts in Corrections - Guitar	Big House Book Club	Center for Council
	Criminals & Gang Members Anonymous	Engaged Buddhist Alliance	Fight the Good Fight of Faith	Getting it Right	Healing Dialogue and Action
	Inmate Peer Education	I-For Sight	Inside Out Writers	Kairos	Lifers Group
	Life's Too Short	Marin Shakespeare	Music Arts Program	Narcotics Anonymous	Place4Grace
	Positive Parenting	Prison Arts Collective	Prison of Peace Group	Siddha Yoga Meditation	Veterans Group
	Youth Offender Program				
Kern Valley State Prison (103)	Actors' Gang Prison Project	Alcoholics Anonymous	Anger Management	Anxiety	Avatar
	Compassion Project	Criminals & Gang Members Anonymous	Education Diversion & Goals to Endeavor	Exploring Trauma	Give a Beat
	Guitar	Healing Dialogue and Action	Inside Out Writers	Keyboard	Lifers for Change
	Moving Beyond Violence	Mural Painting	Narcotics Anonymous	Nursing Led Therapeutic Groups	Parenting
	Portrait Drawing	Prison of Peace	Substance Abuse	Toastmasters	Ukulele
	Veterans Group	Youth Offender Program Mentorship Program			
Mule Creek State Prison (250)	Al-Anon	Alcoholics Anonymous	Anger Management	Arts in Corrections - Guitar	Arts in Corrections - Poetry
	Batterer's Intervention	Breaking Barriers	Celebrate Recovery	Center for Council	Christian 12-Step
	Creative Arts Program	Creative Writing	Criminals & Gang Members Anonymous	Fatherless Fathers	Fight the Good Fight of Faith
	Freedom Writers	Gavel Club	Getting Out by Going In	Insight Garden Program	Islamic 12-Step
	Juvenile Diversion Program	Kid Creating Awareness Together	Lifer Support Group	Marin Shakespeare	Narcotics Anonymous
	New Options for Wellness	Nursing Led Therapeutic Groups	Paws for Life	Power Source	Prison Fellowship Academy
	Realize	Self-Awareness and Recovery	Self-Exploration Through Writing	Sexual Health Awareness Rehabilitation Program	Smart Communication Skills
Step into Action	Ukulele Class	Victim Awareness Program	Veteran Support Group		

APPENDIX E. RAC ELIGIBLE INMATE ACTIVITY GROUPS (CONTINUED)

Institution	Rehabilitative Achievement Credit (RAC) Eligible Inmate Activity Groups				
North Kern State Prison (57)	Alcoholics Anonymous	Anger Management	Battling Addiction	Celebrate Recovery	Center for Council
	Creative Alternatives	Dads Against Drugs	Father 2 Child	Getting Out by Going In	Incarcerated Veterans
	Kid Creating Awareness Together	Learn to Play Guitar	Leave the Keys	Malachi Dads	Meditation Buddhist
	Mural and Painting	Narcotics Anonymous	Passages	Pathways to Hope and Redemption	Prison Fellowship Academy
	Quest for Personal Change	Spoken Word/Poetry	Ukulele		
Pelican Bay State Prison (89)	Alcoholics Anonymous	Anti-Recidivism Coalition	Arts and Beautification	Arts in Corrections - Audio Journalism	Arts in Corrections - Guitar
	Book Club	Building Resilience	Celebrate Recovery	Choices	Cognitive Behavioral Therapy
	Communication Skills	Coping Skills Group	Creative Writing	Criminals & Gang Members Anonymous	Del Arte
	Drawing/Painting	English as a Second Language	Faith Support Group	Flashpoint	Gardening Club
	Getting Out by Going In	Guitar	Hip Hop 101 and Culture	Hustle 2.0	Learning Through Movies
	Money Smart	Musical Learning Institution	Narcotics Anonymous	Personal Insight Explorer	Personal Insight Exploration
	Recreation Therapy	Rock Program	Stress Management	Symptom Management Group	Talk of the Bay
	Theatre	Veterans Group	Wisdom Lifers Group		
Pleasant Valley State Prison (50)	12-Step Program	Abstract Painting	African Drumming	Al-Anon	Alcoholics Anonymous
	American Guitar	Buddhist Pathways	Celebrate Recovery	Criminals & Gang Members Anonymous	Defy Ventures
	Early Risers	Equine Program	Freedom of Choice	Getting Out by Going In	Inside Out Writers
	Lifers Group	Mariachi	Music Theory	Oil Painting	Poetry Class
	Prison of Peace	Song Writing	Turning Point	Veterans Support Group	Youth Adult Awareness Program
Richard J. Donovan Correctional Facility (191)	Alcoholics Anonymous	Alpha	Alternatives to Violence Project	Anger Management	Anti-Recidivism Coalition
	Balance Re-entry Activity Group	Celebrate Recovery	Change Plan	Christianity Explored	Community Freedom
	Criminals & Gang Members Anonymous	Defy Ventures	Fight the Good Fight	Greek	Infectious Disease Awareness
	Inside Out Dads	Inside Out Writers	Jail Guitar Doors	Kairos	Life Care and Hospice
	Lifer and Long Term Programs	Medication Project	Meditation Project	Narcotics Anonymous	Nursing Led Therapeutic Groups
	Parenting/Family Support	Playwright	Prison Fellowship Academy	Prison Yoga Project	Project paint
	Seeking Recovery	Self-Awareness and Improvement Group	Self-Confrontation	Shine	Ted-X
	Veterans Group	Visual and Performing Arts			
Salinas Valley State Prison (73)	Addiction Recovery	Alcoholics Anonymous	Alternatives to Violence Project	Anger Management	Arts in Corrections - Art
	Arts in Corrections - Creative Writing	Arts in Corrections - Drumming/Dance	Arts in Corrections - Improvisational Theatre	Arts in Corrections - Music Program	Bridges to Freedom
	Center for Council	Choir, Mexican Fold and Popular Music	Criminals & Gang Members Anonymous	Freedom Within Prison Project	Gavel Club
	Getting Out by Going In	Grief Support	Kid Creating Awareness Together	Lazarus Christian Recovery	Lifer Support Group
	Malachi Dads	Meditation	Narcotics Anonymous	Nursing Led Therapeutic Groups	Prison Fellowship Academy
	The Work	Trendsetters - Self-Awareness	Veterans Support Group	Victim Impact	

APPENDIX E. RAC ELIGIBLE INMATE ACTIVITY GROUPS (CONTINUED)

Institution	Rehabilitative Achievement Credit (RAC) Eligible Inmate Activity Groups				
San Quentin State Prison (156)	Academic Peer Education Program	Acting with Compassion and Truth	Addiction Recovery Counseling	Al-Anon	Alcoholics Anonymous
	Anger Management	Artistic Ensemble	Arts in Corrections - Two Dimensional Art	Band Practice - Hip Hop	Band Practice - Jazz
	Band Practice - R & B	Band Practice - Rock	Brothers' Keepers	Center Force	Coalition for Social Justice
	Criminals & Gang Members Anonymous	Day of Peace	Developing Positive Attitude	Diabetes Program	Exploring Leadership & Improving Transitional Effectiveness
	Enneagram Prison Project	Health and Wellness Workshop	Hope for Lifers	House of Healing	Insight Garden Program
	Kid Creating Awareness Together	Managing Anger and Practice Peace	Marin Shakespeare	Men Creating Peace	Narcotics Anonymous
	No More Tears	Non-Violent Community	Nursing Led Therapeutic Groups	Origami Workshop Step	Overcomers
	Pen Pals of San Quentin - Humane Society	Prison to Employment Connection	Prison Yoga Project	Project Los Angeles	Project Reach
	Quentin Cooks Program	Roots Multicultural Groups	Squires	Teaching Responsibility Utilizing Sociological Training	The Green Life
	The Work	Toastmaster International	Veterans Healing Veterans	Veterans Information Group	Will James - Beginning Drawing
	William James - 3D Project	William James - Creative Writing	William James - Guitar	William James - Open Studio	William James - Painting
	William James - Piano	William James - Poetry	William James - Printmaking	William James - Water Color	Yoga
Sierra Conservation Center (100)	Alcoholics Anonymous	Anger Management	Apprenticeship Readiness Program	Arts in Corrections - Music	Christianity Explored
	Community Betterment	Criminals & Gang Members Anonymous	Dog Program	Hospitality Management	Narcotics Anonymous
	Nursing Led Therapeutic Groups	Responsible Fatherhood			
Valley State Prison (217)	Al-Anon	Alcoholics Anonymous	Alternative to Violence Project	Anger Management	Arts and Music Program
	Beadwork	Celebrate Recovery	Choir	Criminals & Gang Members Anonymous	Defy Ventures
	Domestic Violence Prevention	Drumming	Freedom Choose	Gavel Club	Getting Out by Going In
	Inmate Council	Journey to Wellness	Life and Beyond	Life Skills	Maturity Accountability Growth Inspiration Change
	Mental Health and Wellness	Narcotics Anonymous	Nursing Led Therapeutic Groups	Painting/Drawing/Mural	Prison Arts Collective
	Prison Education Project	Prison of Peace	Realize	Reboot Combat Recovery	Red Ladder Theatre
	Self-Awareness and Recovery	Self-Help Awareness Rehabilitation Program	Self-Image Alignment Group Gathering	Sobriety Recovery	Story Creation
	Substance Abuse	Timeliest	Transitional Planning	Valley Adult Music Program	Veteran Participant
	Victim Impact	Victim Offenders Hope	Veterans Service Dog Program	Youth Offender Program	
Wasco State Prison (78)	Al-Anon	Alcoholics Anonymous	Alternatives to Violence Project	Anger Management	Buddhist Meditation
	Celebrate Recovery	Creative Conflict Resolution	Criminals & Gang Members Anonymous	Criminal Rehabilitative Anonymous	Gavel Club
	Getting Out by Going In	Inmate Council Program	Inmate for Christian Living	Lifer Support Group	Malachi Dads
	Mastering Oral Presentation	Narcotics Anonymous	Nursing Led Therapeutic Groups	Painting Kern	Passages
	Pawisitive Change	Peer on Peer Support Group	Poetry	Positive Parenting	Prison of Peace
	Victims Impact				

APPENDIX F. LIST OF INSTITUTIONAL ABBREVIATIONS

Abbreviation	Institution
ASP	Avenal State Prison
CAC	California City Correctional Facility
CAL	Calipatria State Prison
CCC	California Correctional Center
CCI	California Correctional Institution
CCWF	Central California Women's Facility
CEN	Centinela State Prison
CHCF	California Health Care Facility
CIM	California Institution for Men
CIW	California Institution for Women
CMC	California Men's Colony
CMF	California Medical Facility
COR	Corcoran State Prison
CRC	California Rehabilitation Center
CTF	Correctional Training Facility
CVSP	Chuckawalla Valley State Prison
DVI	Deuel Vocational Institution
FSP	Folsom State Prison
FWF	Folsom Women's Facility
HDSP	High Desert State Prison
ISP	Ironwood State Prison
KVSP	Kern Valley State Prison
LAC	California State Prison, Los Angeles County
MCSP	Mule Creek State Prison
NKSP	North Kern State Prison
PBSP	Pelican Bay State Prison
PVSP	Pleasant Valley State Prison
RJD	R. J. Donovan Correctional Facility
SAC	California State Prison, Sacramento
SATF	California Substance Abuse Treatment Facility and State Prison, Corcoran
SCC	Sierra Conservation Center
SOL	California State Prison, Solano
SQ	San Quentin State Prison
SVSP	Salinas Valley State Prison
VSP	Valley State Prison
WSP	Wasco State Prison

APPENDIX H. MILESTONE COMPLETION CREDIT SCHEDULE (MCCS)

MILESTONE COMPLETION CREDIT SCHEDULE – Schedule 1 Division of Rehabilitative Programs (DRP)

Incorporated by reference into CCR Title 15 section 3043.3

Academic Milestone Descriptions and Codes			
Course Type	Course Title	SOMS Code	Reduction Time
Adult Basic Education (ABE) I			
Reading	Educational Function Level (Test Range 165-173)	EFL1R02	2 weeks
Reading	Educational Function Level (Test Range 174-183)	EFL1R03	2 weeks
Reading	Educational Function Level (Test Range 184-193)	EFL1R04	2 weeks
Reading	Educational Function Level (Test Range 194-203)	EFL1R05	2 weeks
Reading	Educational Function Level (Test Range 204-216)	EFL1R06	2 weeks
Math	Educational Function Level (Test Range 178-185)	EFL1M04	2 weeks
Math	Educational Function Level (Test Range 186-193)	EFL1M05	2 weeks
Math	Educational Function Level (Test Range 194-203)	EFL1M06	2 weeks
ABE II			
Reading	Educational Function Level (Test Range 217-227)	EFL1R07	2 weeks
Math	Educational Function Level (Test Range 204-214)	EFL1M07	2 weeks
Adult Secondary Education (ASE)			
Reading	Educational Function Level (Test Range 228-238)	EFL1R08	2 weeks
Reading	Educational Function Level (Test Range 239-248)	EFL1R09	2 weeks
Reading	Educational Function Level (Test Range 249 and above)	EFL1R10	2 weeks
Math	Educational Function Level (Test Range 215-225)	EFL1M08	2 weeks
Math	Educational Function Level (Test Range 226-235)	EFL1M09	2 weeks
Math	Educational Function Level (Test Range 236 and above)	EFL1M10	2 weeks
High School Equivalency (HSE)			
HSE	Reasoning Through Language Arts (GED only)	HSE0001	2 weeks
HSE	Language Arts Reading Subtest (HiSET or TASC) Cannot be issued in conjunction with HSE0001	HSE0005	1 week
HSE	Writing Subtest (HiSET or TASC) Cannot be issued in conjunction with HSE0001	HSE0006	1 week
HSE	Social Studies subtest	HSE0002	1 week
HSE	Mathematics subtest	HSE0003	1 week
HSE	Science subtest	HSE0004	1 week
High School Diploma (HSD)			
HS	English 1 A	HS20101	2 weeks
HS	English 1 B	HS20102	2 weeks
HS	English 2 A	HS20111	2 weeks
HS	English 2 B	HS20112	2 weeks
HS	English 3 A	HS20121	2 weeks
HS	English 3 B	HS20122	2 weeks
HS	Mathematics A	HS20301	2 weeks
HS	Mathematics B	HS20302	2 weeks
HS	Algebra 1 A	HS20211	2 weeks
HS	Algebra 1 B	HS20212	2 weeks
HS	Life Science A	HS20403	2 weeks
HS	Life Science B	HS20402	2 weeks
HS	Earth / Physical Science A	HS20404	2 weeks
HS	Earth / Physical Science B	HS20405	2 weeks
HS	U.S. History or Geography A	HS20503	2 weeks
HS	U.S. History or Geography B	HS20505	2 weeks
HS	World History or Geography/Culture A	HS20504	2 weeks

**APPENDIX H. MILESTONE COMPLETION CREDIT SCHEDULE (MCCS)
(CONTINUED)**

**MILESTONE COMPLETION CREDIT SCHEDULE – Schedule 1
Division of Rehabilitative Programs (DRP)**

Incorporated by reference into CCR Title 15 section 3043.3

Academic Milestone Descriptions and Codes			
Course Type	Course Title	SOMS Code	Reduction Time
HS	World History or Geography/Culture B	HS20506	2 weeks
HS	U.S. Government	HS20601	2 weeks
HS	Economics	HS20602	2 weeks
HS	Visual and Performing Arts /Fine Arts A	HS20801	2 weeks
HS	Visual and Performing Arts/Fine Arts B	HS20802	2 weeks
HS	Elective completed	HS21220	2 weeks *R1
College			
College	Each 3 semester unit course or 4-5 quarter unit course completed	COL0110	3 weeks *R1
Peer Literacy Mentor Program			
PLMP	PLMP Module 1 (Component 1)	PLMP001	4 weeks
PLMP	PLMP Module 2 (Component 2)	PLMP002	2 weeks

Career Technical Education Milestone Descriptions and Codes			
Course Type	Course Title	SOMS Code	Reduction Time
Auto Body			
Auto Body	Auto Body Basics	V01L401	6 weeks
Auto Body	Auto Body Level 1	V01L402	4 weeks
Auto Body	Auto Body Level 2	V01L403	4 weeks
Auto Body	Auto Body Level 3	V01L404	5 weeks
Auto Body	Auto Body Level 4	V01L405	3 weeks
Auto Body	I-CAR – Non-Structural Technician – ProLevel 1	V01L410	2 weeks
Auto Body	I-CAR – Refinish Technician – ProLevel 1	V01L416	2 weeks
Auto Mechanics			
Auto Mechanics	Basic Auto	V02L102	2 weeks
Auto Mechanics	Level 1	V02L111	4 weeks
Auto Mechanics	Level 2	V02L211	4 weeks
Auto Mechanics	Level 3	V02L311	4 weeks
Auto Mechanics	ASE Maintenance and Light Repair	V02L901	2 weeks
Auto Mechanics	ASE Auto Engine Repair	V02L902	2 weeks
Auto Mechanics	ASE Auto Brakes	V02L903	2 weeks
Auto Mechanics	ASE Auto Steering and Suspension	V02L904	2 weeks
Building Maintenance			
Building Maintenance	Level I	V09L100	4 weeks
Building Maintenance	Level II	V09L200	6 weeks
Building Maintenance	Level III	V09L300	4 weeks
Building Maintenance	Level IV	V09L400	5 weeks
Building Maintenance	NCCER Building Maintenance – Level 1	V0906L5	2 weeks
Building Maintenance	NCCER Building Maintenance – Level 2	V0906L6	2 weeks
Building Maintenance	NCCER Building Maintenance – Level 3	V0906L7	2 weeks
Building Maintenance	NCCER Building Maintenance – Level 4	V0906L8	2 weeks
Computer Aided Design and Manufacturing (CAD/CAM)			
CAD	Level 1 CAD Basic	V23L100	5 weeks
CAD	Level 2 CAD MFG Process and Application	V23L200	7 weeks
CAD	Level 3 CAD Advance Modeling	V23L300	7 weeks
CAM	Level 1 CAM Basics	V23L400	5 weeks
CAM	Level 2 MFG Process and Application	V23L500	7 weeks
CAM	Level 3 CAM Coding and File Posting Processes	V23L600	7 weeks

**APPENDIX H. MILESTONE COMPLETION CREDIT SCHEDULE (MCCS)
(CONTINUED)**

**MILESTONE COMPLETION CREDIT SCHEDULE – Schedule 1
Division of Rehabilitative Programs (DRP)**

Incorporated by reference into CCR Title 15 section 3043.3

Career Technical Education Milestone Descriptions and Codes			
Course Type	Course Title	SOMS Code	Reduction Time
CAD	CAD Certification	V23L301	2 weeks
CAM	CAM Certification	V23L601	2 weeks
Career Core			
Career Core	Career Core Basics	V00L100	4 weeks *R2
Career Core	Job Readiness	V00L200	4 weeks *R3
Career Core	NCCER Core Certification	V00L101	2 weeks *R2
Career Core	OSHA Certification	V00L300	2 weeks *R3
Career Core	EPA Certification	V00L400	2 weeks *R3
Career Core	Forklift Certification – Industrial Certification	V00L500	2 weeks *R3
Career Core	Forklift Certification – Construction Certification	V00L600	3 weeks *R3
Carpentry			
Carpentry	Level I	V08L100	5 weeks
Carpentry	Level II	V08L200	6 weeks
Carpentry	Level III	V08L300	4 weeks
Carpentry	Level IV	V08L400	5 weeks
Carpentry	NCCER Construction – Level 1	V0801L5	2 weeks
Carpentry	NCCER Construction – Level 2	V0801L6	2 weeks
Carpentry	NCCER Construction – Level 3	V0801L7	2 weeks
Carpentry	NCCER Construction – Level 4	V0801L8	2 weeks
Computer and Related Technology			
CRT	Computer Literacy Core	V060103	4 weeks
CRT	Productivity	V060401	4 weeks *R3
CRT	Business Operations and Software	V060501	4 weeks *R3
CRT	Industrial Processes and Management Software	V060601	4 weeks *R3
CRT	Intro Software Development	V060700	4 weeks *R3
CRT	Intro to Computer Aided Design and Machining (Cad/CAM)	V060800	4 weeks *R3
CRT	Service Industry Digital Business Processes	V060900	4 weeks *R3
CRT	IC3 Certification	V06C001	2 weeks *R3
Career Core			
CRT	MOS Certification Word	V06C002	2 weeks
CRT	MOS Certification Excel & PowerPoint	V06C003	2 weeks
CRT	Microsoft Technology Associate Certification	V06C004	2 weeks *R3
CRT	Business Accounting Certification	V06C005	2 weeks *R3
CRT	Inventory/Process Management Certification	V06C006	2 weeks *R3
CRT	Computer Coding Certification	V06C007	2 weeks *R3
CRT	Autodesk Certified Professional Certification	V06C008	2 weeks *R3
Coding			
TLM Coding	Track 1	IP10401	7 weeks
TLM Coding	Track 2	IP10402	7 weeks
Cosmetology			
Cosmetology	Health and Safety/State Cosmetology Act/Anatomy	V03L302	4 weeks
Cosmetology	Hair Styling	V03L402	5 weeks
Cosmetology	Hair Treatments / Coloring / P-Wave / Relaxing	V03L502	3 weeks
Cosmetology	Manicuring / Skin Care	V03L602	4 weeks
Cosmetology	License Award	V03L702	2 weeks
Drywall			
Drywall	Level I	V20L100	4 weeks
Drywall	Level II	V20L200	4 weeks
Drywall	NCCER Drywall – Level 1	V2003L5	2 weeks
Drywall	NCCER Drywall – Level 2	V2003L6	2 weeks

**APPENDIX H. MILESTONE COMPLETION CREDIT SCHEDULE (MCCS)
(CONTINUED)**

**MILESTONE COMPLETION CREDIT SCHEDULE – Schedule 1
Division of Rehabilitative Programs (DRP)**

Incorporated by reference into CCR Title 15 section 3043.3

Career Technical Education Milestone Descriptions and Codes			
Course Type	Course Title	SOMS Code	Reduction Time
Electronics			
Electronics	Level I	V04L101	4 weeks
Electronics	Level II	V04L201	4 weeks
Electronics	Level III	V04L300	4 weeks
Electronics	Level IV	V04L400	5 weeks
Electronics	NCCER Electronics – Level 1	V0400L5	2 weeks
Electronics	NCCER Electronics – Level 2	V0400L6	2 weeks
Electronics	NCCER Electronics – Level 3	V0400L7	2 weeks
Electronics	NCCER Electronics – Level 4	V0400L8	2 weeks
Electrical			
Electrical	Level I	V10L100	6 weeks
Electrical	Level II	V10L200	4 weeks
Electrical	Level III	V10L300	4 weeks
Electrical	Level IV	V10L402	5 weeks
Electrical	NCCER Electrical – Level 1	V1005L5	2 weeks
Electrical	NCCER Electrical – Level 2	V1005L6	2 weeks
Electrical	NCCER Electrical – Level 3	V1005L7	2 weeks
Electrical	NCCER Electrical – Level 4	V1005L8	2 weeks
Heating Ventilation & Air Conditioning (HVAC)			
HVAC	Level I	V11L100	4 weeks
HVAC	Level II	V11L200	6 weeks
HVAC	Level III	V11L300	4 weeks
HVAC	Level IV	V11L400	4 weeks
HVAC	NCCER HVAC – Level 1	V1107L5	2 weeks
HVAC	NCCER HVAC – Level 2	V1107L6	2 weeks
HVAC	NCCER HVAC – Level 3	V1107L7	2 weeks
HVAC	NCCER HVAC – Level 4	V1107L8	2 weeks
HVAC	NCCER Weatherization Tech	V1107L9	2 weeks
Manufacturing Engineering and Design Practices (Machine Shop)			
Machine Shop	Basic Engineering, Design and CNC Programming	V150100	4 weeks
Machine Shop	Engineering, Design and CNC Programming – Level I	V150200	4 weeks
Machine Shop	Engineering, Design and CNC Programming- Level II	V150300	4 weeks
Machine Shop	Engineering, Design and CNC Programming- Level III	V150400	4 weeks
Machine Shop	Engineering, Design and CNC Programming- Level IV	V150500	4 weeks
Machine Shop	Engineering, Design and CNC Programming- Level V	V150600	4 weeks
Machine Shop	Level I Certification	V150700	2 weeks
Machine Shop	Level II Certification	V150800	2 weeks
Machine Shop	Level III Certification	V150900	2 weeks
Machine Shop	Level IV Certification	V151000	2 weeks
Machine Shop	Level V Certification	V152000	2 weeks
Masonry			
Masonry	Level I	V12L100	4 weeks
Masonry	Level II	V12L200	5 weeks
Masonry	Level III	V12L300	5 weeks
Masonry	Level IV	V12L400	4 weeks
Masonry	NCCER Masonry – Level 1	V1202L5	2 weeks
Masonry	NCCER Masonry – Level 2	V1202L6	2 weeks
Masonry	NCCER Masonry – Level 3	V1202L7	2 weeks

**APPENDIX H. MILESTONE COMPLETION CREDIT SCHEDULE (MCCS)
(CONTINUED)**

**MILESTONE COMPLETION CREDIT SCHEDULE – Schedule 1
Division of Rehabilitative Programs (DRP)**

Incorporated by reference into CCR Title 15 section 3043.3

Career Technical Education Milestone Descriptions and Codes			
Course Type	Course Title	SOMS Code	Reduction Time
Masonry	NCCER Masonry – Level 4	V1202L8	2 weeks
Painting			
Painting	Level I	V17L100	4 weeks
Painting	Level II	V17L200	4 weeks
Painting	Level III	V17L300	4 weeks
Painting	Level IV	V17L400	4 weeks
Painting	NCCER Painting – Level 1	V1703L5	2 weeks
Painting	NCCER Painting – Level 2	V1703L6	2 weeks
Painting	NCCER Painting – Level 3	V1703L7	2 weeks
Painting	NCCER Painting – Level 4	V1703L8	2 weeks
Plumbing			
Plumbing	Level I	V13L500	6 weeks
Plumbing	Level II	V13L600	5 weeks
Plumbing	Level III	V13L701	4 weeks
Plumbing	Level IV	V13L800	5 weeks
Plumbing	NCCER Plumbing – Level 1	V1304L9	2 weeks
Plumbing	NCCER Plumbing – Level 2	V130410	2 weeks
Plumbing	NCCER Plumbing – Level 3	V130411	2 weeks
Plumbing	NCCER Plumbing – Level 4	V130412	2 weeks
Small Engine Repair			
Small Engine Repair	Small Engine Basics	V07L001	4 weeks
Small Engine Repair	Equipment Operation & Service Electrical	V07L103	5 weeks
Small Engine Repair	4 Cycle	V07L201	4 weeks
Small Engine Repair	2 Cycle	V07L301	4 weeks
Small Engine Repair	Diesel	V07L403	6 weeks
Small Engine Repair	EETC – Two Stroke	V07L500	2 weeks
Small Engine Repair	EETC – Four Stroke	V07L600	2 weeks
Small Engine Repair	EETC – Electrical	V07L700	2 weeks
Small Engine Repair	EETC – Drive Line	V07L800	2 weeks
Small Engine Repair	EETC – Compact Diesel	V07L900	2 weeks
Small Engine Repair	EETC – Generator	V07L901	2 weeks
Small Engine Repair	EETC – Reel Tech	V07L902	2 weeks
Sheet Metal			
Sheet Metal	Level I	V14L100	4 weeks
Sheet Metal	Level II	V14L200	4 weeks
Sheet Metal	Level III	V14L300	5 weeks
Sheet Metal	Level IV	V14L400	4 weeks
Sheet Metal	NCCER Sheet Metal – Level 1	V1402L5	2 weeks
Sheet Metal	NCCER Sheet Metal – Level 2	V1402L6	2 weeks
Sheet Metal	NCCER Sheet Metal – Level 3	V1402L7	2 weeks
Sheet Metal	NCCER Sheet Metal – Level 4	V1402L8	2 weeks
Welding			
Welding	Level I	V15L100	7 weeks
Welding	Level II	V15L200	4 weeks
Welding	Level III	V15L300	8 weeks
Welding	Level IV	V15L400	4 weeks
Welding	NCCER Welding – Level 1	V1503L5	2 weeks
Welding	NCCER Welding – Level 2	V1503L6	2 weeks
Welding	NCCER Welding – Level 3	V1503L7	2 weeks
Welding	NCCER Welding – Level 4	V1503L8	2 weeks
Welding	AWS – MIG	V1503L9	2 weeks
Welding	AWS – Flux Core	V151310	2 weeks
Welding	AWS – Stick	V151311	2 weeks

**APPENDIX H. MILESTONE COMPLETION CREDIT SCHEDULE (MCCS)
(CONTINUED)**

**MILESTONE COMPLETION CREDIT SCHEDULE – Schedule 1
Division of Rehabilitative Programs (DRP)**

Incorporated by reference into CCR Title 15 section 3043.3

Career Technical Education Milestone Descriptions and Codes			
Course Type	Course Title	SOMS Code	Reduction Time
Welding	AWS - Pipe	V151312	2 weeks
Welding	AWS – Aluminum	V151313	2 weeks
Welding	AWS – Stainless	V151314	2 weeks
Roofing			
Roofing	Level I	V19L100	3 weeks
Roofing	Level II	V19L200	5 weeks
Roofing	Level III	V19L300	5 weeks
Roofing	Level IV	V19L400	4 weeks
Roofing	NCCER Roofing – Level 1	V1903L5	2 weeks
Roofing	NCCER Roofing – Level 2	V1903L6	2 weeks
Roofing	NCCER Roofing – Level 3	V1903L7	2 weeks
Roofing	NCCER Roofing – Level 4	V1903L8	2 weeks
Sustainable Ecological Environmental Design (SEED)			
SEED	SEED – Level I	V2101L1	4 weeks
SEED	SEED – Level II	V2101L2	4 weeks
SEED	SEED – Level III	V2101L3	4 weeks
SEED	SEED – Level IV	V2101L4	4 weeks
SEED	SEED – Level V	V2101L5	4 weeks
SEED	Industry Standard -Landscape Design Principals	V2101L6	2 weeks
SEED	Industry Standard -Landscape Plumbing and Irrigation	V2101L7	2 weeks
SEED	Industry Standard -Landscape Lighting and Control Systems	V2101L8	2 weeks
SEED	Industry Standard -Hardscape Design and Installation	V2101L9	2 weeks
SEED	Industry Standard - Plant Selection Identification and Planting	V210110	2 weeks

Adult Continuing Education Milestone Descriptions and Codes			
eLearning			
Education	Math	IP10100	2 weeks
Education	Economics	IP10101	2 weeks
Education	History	IP10102	2 weeks
Education	Sociology	IP10103	2 weeks
Education	Science	IP10104	2 weeks
Education	Psychology	IP10105	2 weeks
Education	Communications	IP10106	2 weeks
Education	Writing	IP10107	2 weeks
Education	English	IP10108	2 weeks
Education	Language	IP10109	2 weeks
Employment	Workforce Readiness	IP10500	2 weeks
Freedom	Financial Security and Money Management	IP10116	2 weeks
Freedom	Preparing For Success After Prison	IP10117	2 weeks
Wellness	Life Skills	IP10119	2 weeks
Wellness	Health	IP101120	2 weeks
Preparing for Release			
Rehabilitative Programs	Transitions	RP10500	2 weeks

**APPENDIX H. MILESTONE COMPLETION CREDIT SCHEDULE (MCCS)
(CONTINUED)**

**MILESTONE COMPLETION CREDIT SCHEDULE – Schedule 1
Division of Rehabilitative Programs (DRP)**

Incorporated by reference into CCR Title 15 section 3043.3

General Milestone Descriptions and Codes			
Course Type	Course Title	SOMS Code	Reduction Time
Core Programs			
Criminal Thinking	Thinking for Change (T4C) Course Completion	T4C0100	1 week
Anger Management	Controlling Anger – Learning to Live with It (CALM) or Aggression Replacement Training (ART) Course Completion	CLM0100	1 week
eReader			
Education	Step Down Literature	IP10115	3 weeks
Male Community Reentry Program (MCRP)/Custody to Community Transitional Reentry Program (CCTRP) Community Prisoner Mother Program (CPMP)			
MCRP/CCTRP/CPMP	Each 3 months of program plan activities completed	ITRP100	3 weeks *R4
Rehabilitative Programs			
Rehabilitative Programs	Cognitive Behavioral Treatment – Anger Management	RP10200	2 weeks
Rehabilitative Programs	Cognitive Behavioral Treatment – Criminal Thinking	RP10300	2 weeks
Rehabilitative Programs	Cognitive Behavioral Treatment – Family Relationships	RP10400	2 weeks
SUDT	Cognitive Behavioral Treatment Substance Use Disorder – 3 Months	S030300	3 weeks *R5
SUDT	Cognitive Behavioral Treatment Substance Use Disorder – 5 Months	S040500	4 weeks *R5
SUDT	Cognitive Behavioral Treatment Substance Use Disorder – 6 Months	S050600	5 weeks *R5
Integrated Substance Use Disorder Treatment (ISUDT) Cognitive Behavioral Interventions (CBI) Programs			
CBI-ISI	Cognitive Behavioral Interventions- Intensive Outpatient Program Hours; every (80) hours of in-seat-time	IPH0002	2 weeks *R6
CBI-ISI – Completion	Cognitive Behavioral Interventions- Intensive Outpatient Program Completion	IPC0001	1 week *R6 *R7
CBI-ISO	Cognitive Behavioral Interventions- Outpatient Program hours; every (80) hours of in-seat-time	OPH0002	2 weeks *R6
CBI-ISO – Completion	Cognitive Behavioral Interventions- Outpatient Program Completion	OPC0001	1 week *R6 *R7
CB2	Cognitive Behavioral Interventions–Life Skills Program Hours; every (80) hours of in-seat-time	CBPH002	2 weeks *R6
CB2 – Completion	Cognitive Behavioral Interventions Life Skills Program Completion	CBPC001	1 week *R6 *R7
Long Term Offender Program			
LTOP	Cognitive Behavioral Treatment – Substance Use Disorder	LT10100	4 weeks
LTOP	Cognitive Behavioral Treatment – Anger Management	LT10200	2 weeks
LTOP	Cognitive Behavioral Treatment – Criminal Thinking	LT10300	2 weeks
LTOP	Cognitive Behavioral Treatment – Family Relationships	LT10400	2 weeks
LTOP	Cognitive Behavioral Treatment – Victim Impact	LT10500	2 weeks
LTOP	Cognitive Behavioral Treatment – Denial Management	LT10600	2 weeks
Offender Mentor Certification Program / Recruit			
Offender Mentor Recruit	Cognitive Behavioral Treatment Substance Use Disorder – 5 Months	OM10100	4 weeks *R5

**APPENDIX H. MILESTONE COMPLETION CREDIT SCHEDULE (MCCS)
(CONTINUED)**

**MILESTONE COMPLETION CREDIT SCHEDULE – Schedule 1
Division of Rehabilitative Programs (DRP)**

Incorporated by reference into CCR Title 15 section 3043.3

General Milestone Descriptions and Codes			
Course Type	Course Title	SOMS Code	Reduction Time
Offender Mentor Recruit	OMCP – Program Completion	OM10200	6 weeks *R5
Offender Mentor Certification Program (OMCP) / Recruit			
Offender Mentor – ISI	Offender Mentor – CBI-Intensive Outpatient Program hours; every (80) hours of in-seat-time	OMIPH02	2 weeks *R6
Offender Mentor – ISI Completion	Offender Mentor – CBI- Intensive Outpatient Program completion	OMIPC01	1 week *R6 *R7

Division of Juvenile Justice (DJJ) Milestone Descriptions and Codes			
Course Type	Course Title	SOMS Code	Reduction Time
DJJ Program Services	LEVEL ONE - DJJ Rehabilitation Treatment Program Plan Activities	JJ30100	1 week
DJJ Program Services	LEVEL TWO - DJJ Rehabilitation Treatment Program Plan Activities	JJ30200	2 weeks
DJJ Program Services	LEVEL THREE - DJJ Rehabilitation Treatment Program Plan Activities	JJ30300	3 weeks

Legend

***R1 = Repeatable during same or new term for different classes. College level courses must be from an educational institution accredited by an accrediting agency approved by the United States Department of Education and must not duplicate CDCR course content.**

***R2 = All NCCER courses require Career Core Basics (V00L100) and NCCER Core Certification (V00L101) as pre-requisites. These may be earned once (1) regardless of program.**

***R3 = May be earned with approved equipment and training via OCE Administration.**

***R4 = Repeatable during same or new term for MCRP/CCTRP**

***R5 = Repeatable during new term**

***R6 = Repeatable during same or new term for CBI Intensive Outpatient, CBI Outpatient, CBI Life Skills**

***R7 = Successful completion is defined as the achievement of and/or participation in the required curricula components based upon a health care services referral for inmates who have a substance use disorder, or for inmates who have a criminogenic need as identified by the automated risk or needs assessment tools as listed in sections 3375.6 and 3768.1.**

**APPENDIX H. MILESTONE COMPLETION CREDIT SCHEDULE (MCCS)
(CONTINUED)**

**MILESTONE COMPLETION CREDIT SCHEDULE – Schedule 2
Division of Adult Institutions (DAI)**

Incorporated by reference into CCR Title 15 section 3043.3

General Milestone Descriptions and Codes			
Course Type	Course Title	SOMS Code	Reduction Time
Alternatives to Violence Program (AVP)			
AVP	Basic and Advanced Completion	AV10500	1 week
AVP	Facilitator Training and Certification	AV10600	1 week
AVP	Lead Team Coordinator	AV10700	2 weeks
Certifications			
ARC	Addiction Recovery Counseling (ARC) Certification	RC10101	7 weeks
Culinary Arts	Culinary Arts Certification	FC10110	4 weeks
Waste-Water	Waste-Water Certificate-Grade 1	FC10301	8 weeks
Waste-Water	Waste-Water Certificate-Grade 2	FC10401	8 weeks
Water Treatment	Water Treatment Certificate – Grade 1	FC10501	8 weeks
Water Treatment	Water Treatment Certificate – Grade 2	FC10601	8 weeks
Distribution	Distribution Certificate – Grade 1	FC10700	1 week
Distribution	Distribution Certificate – Grade 2	FC10800	1 week
Delancey Street Program			
DSP	Each 3 months of program plan activities completed	DS10100	3 weeks *R7
Canine Programs			
NLK9	Course Completion	NL10101	8 weeks
Marley's Mutts	Course Completion	MM10101	6 weeks
POOCH	Course Completion	ILTG002	5 weeks
Firefighters			
Firefighting (Camp)	Physical Fitness Training and Fire Training Program	FC10101	3 weeks
Firefighting (Camp)	Fire Brigade Training	FC10202	1 week
Firefighting (Camp)	Basic Helicopter S-271	FC10902	3 weeks
Firefighting (Camp)	Wildland Chain Saw Sawyer Level A	FC10901	3 weeks
Firefighting (Inst)	Basic Firefighter Block Training	FH10101	1 week
Firefighting (Inst)	State Fire Marshal-approved Firefighter 1 Training	FH10201	7 weeks
Firefighting (Inst)	First Responder Medical Training	FH10301	2 weeks
Firefighting (Inst)	Hazardous Materials/Confined Space Training	FH10401	2 weeks
Forklift			
Overton Safety Training, Inc.	Forklift – Industrial	FL10100	2 weeks
Overton Safety Training, Inc.	Forklift – Hand Truck	FL10200	2 weeks
Overton Safety Training, Inc.	Forklift – Construction	FL10300	2 weeks
Golden Gate Baptist Theological Seminary (Northbay School of Theology)			
GGBTS	Diploma Christian Ministries	TS10101	5 weeks
GGBTS	Diploma Theology	TS10201	5 weeks
Guiding Rage Into Power (GRIP)			
GRIP	Course Completion	GR10101	2 weeks
Concerned About Recovery Education (CARE)			
CARE	Module 1: Orientation	I010100	1 week
CARE	Module 2: Free Inside and Out	I010200	1 week
CARE	Module 3: Overcoming Hurts, Habits and Hang Ups	I010300	1 week
CARE	Module 4: Relationships	I010400	1 week
CARE	Module 5: Ethics	I010500	1 week
CARE	Module 6: Essential Make Up	I010600	1 week
CARE	Module 7: Violence Prevention	I010700	1 week
CARE	Module 8: Financial Literacy	I010800	1 week

**APPENDIX H. MILESTONE COMPLETION CREDIT SCHEDULE (MCCS)
(CONTINUED)**

**MILESTONE COMPLETION CREDIT SCHEDULE – Schedule 2
Division of Adult Institutions (DAI)**

Incorporated by reference into CCR Title 15 section 3043.3

General Milestone Descriptions and Codes			
Course Type	Course Title	SOMS Code	Reduction Time
CARE	Module 9: Addictions	I010900	1 week
CARE	Module 10: Living The Gang Lifestyle	I011000	1 week
CARE	Module 11: Living Life On Parole	I011100	1 week
Inmate Ward Labor			
Inmate Ward Labor	Multi-Craft Core Curriculum	W01L101	7 weeks
Mental Health			
EOP Mental Health Treatment Plan	Each 60 Hours of treatment plan activities completed	MH10100	1 week *R2
In-Patient Mental Health Treatment Plan	Each 60 Hours of treatment plan activities completed	MH10200	1 week *R2
DDP Group Assignments	Each 60 Hours of group assignments completed	MH10300	1 week *R2
EOP Core	Aggression Replacement Training	MH10400	1 week
EOP Core	Thinking For Change	MH10500	1 week
EOP Core	Illness Management and Recovery	MH10600	1 week
Peacemakers' Alliance			
Peacemakers' Alliance	Critical Literacy and Peace Education	ILTG008	3 weeks
Peacemakers' Alliance	Community Transformation (PACT)	ILTG004	1 week
Peacemakers' Alliance	Critical Literacy Class Coordinator	ILTG005	3 weeks
Peacemakers' Alliance	Building Peaceful Communities Retreat	ILTG009	1 week
Peacemakers' Alliance	Facilitator Training	ILTG010	1 week
Peacemakers' Alliance	Facilitator Apprenticeship	ILTG011	2 weeks
The Last Mile			
The Last Mile	Code 7370 Computer Coding Track 1	ILTG006	7 weeks
The Last Mile	Code 7370 Computer Coding Track 2	ILTG007	7 weeks
The Urban Ministry Institute (TUMI)			
TUMI	Modules 1 and 2	TM10117	1 week
TUMI	Modules 3 and 4	TM10118	1 week
TUMI	Modules 5 and 6	TM10119	1 week
TUMI	Modules 7 and 8	TM10120	1 week
TUMI	Modules 9 and 10	TM10121	1 week
TUMI	Modules 11 and 12	TM10122	1 week
TUMI	Modules 13 and 14	TM10123	1 week
TUMI	Modules 15 and 16	TM10124	1 week
Verb Braille Program			
Verb Braille Program	Course Completion	ILTG001	3 weeks
Victim Offender Education Group (VOEG)			
VOEG	Sections 1 and 2	OE10500	1 week
VOEG	Sections 3 and 4	OE10600	1 week

Legend

*R2 = Repeatable, up to a maximum of six weeks per 12 months for inmates participating in the EOP, Mental Health Treatment Plan, In-Patient Mental Health Treatment Plan and DDP Group Assignments.

*R7 = Repeatable during same or new term for Delancey Street Program

**APPENDIX H. MILESTONE COMPLETION CREDIT SCHEDULE (MCCS)
(CONTINUED)**

**MILESTONE COMPLETION CREDIT SCHEDULE - Schedule 3
California Prison Industry Authority (CALPIA)**

Incorporated by reference into CCR Title 15 section 3043.3

Milestone Descriptions and Codes			
Course Type	Course Title	SOMS Code	Reduction Time
Baking			
Am. Institute of Baking	Bread/Rolls	PIBAK06	3 weeks
Am. Institute of Baking	Cake/Sweet Goods	PIBAK07	3 weeks
Am. Institute of Baking	Foundations	PIBAK08	3 weeks
Am. Institute of Baking	Ingredient Technician	PIBAK09	3 weeks
Am. Institute of Baking	Science of Baking	PIBAK10	3 weeks
Braille			
Braille – Library of Congress	Level I – Literary Braille Transcribing	PBRAL07	5 weeks
Braille – Library of Congress	Level II – Literary Braille Proofreading	PBRAL08	5 weeks
Braille – Library of Congress	Level III – Music Braille Transcribing	PBRAL09	5 weeks
Braille – Library of Congress	Level IV – Mathematics Braille Transcribing	PBRAL10	5 weeks
Braille – Library of Congress	Level V – Mathematics Braille Proofreading	PBRAL11	5 weeks
National Braille Association, Inc.	Braille Formats - Textbook Formatting	PBRAL06	5 weeks
Career Tech			
Career Tech Carpentry	Pre-Apprentice	PCCAR05	7 weeks
Career Tech Laborer	Pre-Apprentice	PCCAR06	7 weeks
Career Tech Dive	Commercial Welder Course Program	PCDIV11	6 weeks
Career Tech Dive	Dive Top Side Tender Course Program	PCDIV12	6 weeks
Career Tech Dive	Commercial Diver/Commercial Dive Insp.	PCDIV13	6 weeks
Career Tech 7370 Computer Coding	Code 7370 Computer Coding Track 1	PCT0107	7 weeks
Career Tech 7370 Computer Coding	Code 7370 Computer Coding Track 2	PCT0108	7 weeks
Career Tech 7370 Computer Coding	Code 7370 Computer Coding Track 3	PCT0109	7 weeks
Career Tech 7370 Computer Coding	Code 7370 Computer Coding Design Track	PCT0110	7 weeks
Career Tech AutoCAD	AutoCAD Drafting Track 1	PCT0301	4 weeks
Career Tech AutoCAD	AutoCAD Drafting Track 2	PCT0401	4 weeks
Career Tech AutoCAD	Revit	PCT0501	7 weeks
Career Tech Culinary	Intro to Culinary Arts/Culinary Sanitation and Safety	PCT0601	2 weeks
Career Tech Culinary	Culinary Customer Service	PCT0602	2 weeks
Career Tech Culinary	Food Theory and Preparation/Financial Management	PCT0603	2 weeks
Career Tech Culinary	Quantity Food Production/Purchasing	PCT0604	2 weeks
Career Tech Ironworker	Pre-Apprentice	PCIRN06	7 weeks
Career Tech Roofing	Pre-Apprentice	PROOF01	7 weeks
Career Tech Multi-Craft	Multi-Craft Curriculum (MC3)	PSCT0101	3 weeks
Dental			
Product. Training Corp	Dental Technician	PDTEC02	4 weeks
Electronics			
Electron Tech Assn	Customer Service Specialist	PELEC04	2 weeks
Electron Tech Assn	Certified Electronics Technician	PELEC02	3 weeks
Electron Tech Assn	Journeyman (Industrial)	PELEC06	3 weeks
Food and Agriculture			
CA Dept. Food & Ag.	Pasteurizer License	PFOOD04	1 week

**APPENDIX H. MILESTONE COMPLETION CREDIT SCHEDULE (MCCS)
(CONTINUED)**

**MILESTONE COMPLETION CREDIT SCHEDULE - Schedule 3
California Prison Industry Authority (CALPIA)**

Incorporated by reference into CCR Title 15 section 3043.3

Milestone Descriptions and Codes			
Course Type	Course Title	SOMS Code	Reduction Time
CA Dept. Food & Ag.	Sampler/Weigher License	PFOOD05	3 weeks
Forklift			
Overton Safety Training, Inc.	Forklift – Industrial	PFORK04	2 weeks
Overton Safety Training, Inc.	Forklift – Hand Truck	PFORK05	2 weeks
Overton Safety Training, Inc.	Forklift – Construction	PFORK03	2 weeks
Heating Ventilation and Air Conditioning (HVAC)			
No Am Tech Excellence	Installation: HVAC – A/C	PHVAC11	3 weeks
No Am Tech Excellence	Installation: HVAC – Air Distribution	PHVAC12	3 weeks
No Am Tech Excellence	Installation: Pumps – Heat Pumps	PHVAC13	3 weeks
No Am Tech Excellence	Installation: Pumps – Gas Heat	PHVAC14	3 weeks
No Am Tech Excellence	Installation: Pumps – Oil Heat	PHVAC15	3 weeks
No Am Tech Excellence	Service HVAC – A/C	PHVAC16	3 weeks
No Am Tech Excellence	Service: HVAC – Air Distribution	PHVAC17	3 weeks
No Am Tech Excellence	Service: Pumps – Heat Pumps	PHVAC18	3 weeks
No Am Tech Excellence	Service: Pumps – Gas Heat	PHVAC19	3 weeks
No Am Tech Excellence	Service: Pumps – Oil Heat	PHVAC20	3 weeks
ESCO Institute	HVAC Technician Certification (608 Exam)	PHVAC21	2 weeks
Linen			
Nat Assn Linen Mgt.	Certified Linen Technician	PLIN004	3 weeks
Nat Assn Linen Mgt.	Certified Washroom Technician	PLIN005	3 weeks
Nat Assn Linen Mgt.	Certified Laundry Linen Manager	PLIN003	3 weeks
Machinery			
Stiles Machinery Inc	Intermed. Weeke Machining Center Prog.	PSTIL02	3 weeks
Metal Skills			
Nat Inst Metal Skills	Machining, Level I	PMET004	4 weeks
Nat Inst Metal Skills	Metal Forming, Level I	PMET005	4 weeks
Nat Inst Metal Skills	Metal Stamping, Level II	PMET006	4 weeks
Optical			
Am. Board of Opticianry	Optician	PBOPT02	4 weeks
Print			
Print Indust of America	Sheet-fed Offset Press	PPRNT05	4 weeks
Print Indust of America	Web Offset Press	PPRNT06	4 weeks
Print Indust of America	Pre-Press	PPRNT07	4 weeks
Print Indust of America	Bindery	PPRNT08	4 weeks
Restaurant Association			
Nat Restaurant Assn	ServSafe Essentials	PREST05	3 weeks
Nat Restaurant Assn	ServSafe Food Handler	PREST04	1 week
TPC Training Systems			
TPC Training System	Reading Blueprints	TPC1010	3 weeks

**APPENDIX H. MILESTONE COMPLETION CREDIT SCHEDULE (MCCS)
(CONTINUED)**

**MILESTONE COMPLETION CREDIT SCHEDULE - Schedule 3
California Prison Industry Authority (CALPIA)**

Incorporated by reference into CCR Title 15 section 3043.3

Milestone Descriptions and Codes			
Course Type	Course Title	SOMS Code	Reduction Time
TPC Training System	Reading Schematics and Symbols	TPC1020	3 weeks
TPC Training System	Mathematics in the Plant	TPC1030	3 weeks
TPC Training System	Making Measurements	TPC1040	3 weeks
TPC Training System	Metals in the Plant	TPC1050	3 weeks
TPC Training System	Nonmetals in the Plant	TPC1060	3 weeks
TPC Training System	Hand Tools	TPC1070	3 weeks
TPC Training System	Portable Power Tools	TPC1080	3 weeks
TPC Training System	Industrial Safety and Health	TPC1090	3 weeks
TPC Training System	Troubleshooting Skills	TPC1100	3 weeks
TPC Training System	Basic Electricity and Electronics	TPC2010	3 weeks
TPC Training System	Batteries and DC Circuits	TPC2020	3 weeks
TPC Training System	Transformers and AC Circuits	TPC2030	3 weeks
TPC Training System	Electrical Measuring Instruments	TPC2040	3 weeks
TPC Training System	Electrical Safety and Protection	TPC2050	3 weeks
TPC Training System	DC Equipment and Controls	TPC2060	3 weeks
TPC Training System	Single Phase Motors	TPC2070	3 weeks
TPC Training System	Three Phase Systems	TPC2080	3 weeks
TPC Training System	AC Control Equipment	TPC2090	3 weeks
TPC Training System	Electrical Troubleshooting	TPC2100	3 weeks
TPC Training System	Electrical Safety – Understanding NFPA 70E	TPC2110	3 weeks
TPC Training System	Basic Mechanics	TPC3010	3 weeks
TPC Training System	Lubricants and Lubrication	TPC3020	3 weeks
TPC Training System	Power Transmission Equipment	TPC3030	3 weeks
TPC Training System	Bearings	TPC3040	3 weeks
TPC Training System	Pumps	TPC3050	3 weeks
TPC Training System	Piping Systems	TPC3060	3 weeks
TPC Training System	Basic Hydraulics	TPC3070	3 weeks
TPC Training System	Hydraulic Troubleshooting	TPC3080	3 weeks
TPC Training System	Basic Pneumatics	TPC3090	3 weeks
TPC Training System	Pneumatic Troubleshooting	TPC3100	3 weeks
TPC Training System	Introduction to Packaging	TPC3110	3 weeks
TPC Training System	Packaging Machinery	TPC3120	3 weeks
TPC Training System	Casing Machinery	TPC3130	3 weeks
TPC Training System	Machine Shop Practices	TPC3150	3 weeks
TPC Training System	Machine Shop Turning Operations	TPC3160	3 weeks
TPC Training System	Machine Shop Shaping Operations	TPC3170	3 weeks
TPC Training System	Machine Shop Job Analysis	TPC3230	3 weeks
TPC Training System	Lathe - Turning Work Between Centers	TPC3240	3 weeks
TPC Training System	Lathe - Machining Work in a Chuck	TPC3250	3 weeks
TPC Training System	Basic Milling Procedures	TPC3260	3 weeks
TPC Training System	Indexed Milling Procedures	TPC3270	3 weeks
TPC Training System	Multiple-Machine Procedures	TPC3280	3 weeks
TPC Training System	Mechanical Drive Maintenance	TPC3410	3 weeks
TPC Training System	Mechanical and Fluid Drive Systems	TPC3420	3 weeks
TPC Training System	Bearing and Shaft Seal Maintenance	TPC3430	3 weeks
TPC Training System	Pump Installation and Maintenance	TPC3440	3 weeks
TPC Training System	Maintenance Pipefitting	TPC3450	3 weeks
TPC Training System	Tubing and Hose System Maintenance	TPC3460	3 weeks
TPC Training System	Valve Maintenance & Piping Sys. Protection	TPC3470	3 weeks
TPC Training System	Introduction to Carpentry	TPC3610	3 weeks
TPC Training System	Constructing the Building Shell	TPC3620	3 weeks
TPC Training System	Finishing the Building Interior	TPC3630	3 weeks

**APPENDIX H. MILESTONE COMPLETION CREDIT SCHEDULE (MCCS)
(CONTINUED)**

**MILESTONE COMPLETION CREDIT SCHEDULE - Schedule 3
California Prison Industry Authority (CALPIA)**

Incorporated by reference into CCR Title 15 section 3043.3

Milestone Descriptions and Codes			
Course Type	Course Title	SOMS Code	Reduction Time
TPC Training System	Structural Painting	TPC3640	3 weeks
TPC Training System	Flat Roof Maintenance	TPC3660	3 weeks
TPC Training System	Plumbing Systems Maintenance	TPC3670	3 weeks
TPC Training System	Landscaping Maintenance	TPC3750	3 weeks
TPC Training System	Blueprint Reading for Welders	TPC4160	3 weeks
TPC Training System	Welding Principles	TPC4170	3 weeks
TPC Training System	Oxyfuel Operations	TPC4180	3 weeks
TPC Training System	Arc Welding Operations	TPC4190	3 weeks
TPC Training System	Cleaning Chemicals	TPC4510	3 weeks
TPC Training System	Floors and Floor Care Equipment	TPC4520	3 weeks
TPC Training System	Maintaining Floors and Other Surfaces	TPC4530	3 weeks
TPC Training System	Rest Room Care	TPC4540	3 weeks
TPC Training System	Carpet and Upholstery Care	TPC4550	3 weeks
Welding			
Am. Welding Society	MIG – GMAW-1	PWEL005	3 weeks
Am. Welding Society	TIG – GTAW-1	PWEL006	3 weeks
Am. Welding Society	TIG – GTAW-2	PWEL007	3 weeks
Am. Welding Society	TIG – GTAW-3	PWEL008	3 weeks
Specialty Coffee			
Specialty Coffee	Barista Skills – Foundation Level	PCRB101	1 week
Specialty Coffee	Barista Skills – Intermediate Level	PCRB201	1 week
Specialty Coffee	Introduction to Coffee	PCRI101	1 week
Specialty Coffee	Roasting – Foundation Level	PCRR101	1 week
Specialty Coffee	Roasting – Intermediate Level	PCRR201	1 week

**APPENDIX H. MILESTONE COMPLETION CREDIT SCHEDULE (MCCS)
(CONTINUED)**

**MILESTONE COMPLETION CREDIT SCHEDULE – Schedule 4
Contract Beds Unit (CBU)**

Incorporated by reference into CCR Title 15 section 3043.3

Milestone Completion Credit Schedule			
Course Type	Course Title	SOMS Code	Reduction Time
Career Technical Education			
Refer to Schedule 1 of the Milestone Completion Credit Schedule, titled Division of Rehabilitative Programs (DRP) Career Technical Education Milestone Descriptions and Codes.			
Computer Repair			
COMPTIA	Core	V3003C0	3 weeks
COMPTIA	Level I	V3003L3	3 weeks
Graphic Arts			
Graphic Design	Graphic Design Core	V07C000	5 weeks
Graphic Design	Graphic Design Level I	V07L000	5 weeks
Horticulture/Landscaping			
Horticulture/Landscaping	Core	V3004C0	5 weeks
Academic Milestone Descriptions and Codes			
Academic Programs			
Refer to Schedule 1 of the Milestone Completion Credit Schedule, titled Division of Rehabilitative Programs (DRP) Academic Milestone Descriptions and Codes.			
General Milestone Descriptions and Codes			
General Programs			
Refer to Schedule 2 of the Milestone Completion Credit Schedule, titled Division of Adult Institutions (DAI) General Milestone Descriptions and Codes.			
Rehabilitative Programs			
Refer to Schedule 1 of the Milestone Completion Credit Schedule, titled Division of Rehabilitative Programs (DRP) General Milestone Descriptions and Codes.			
Substance Abuse Transitions Pre-Release Program			
CSAP (CCF)	Course Completion	S020101	8 weeks
The Urban Ministry Institute (TUMI)			
Refer to Schedule 2 of the Milestone Completion Credit Schedule, titled Division of Adult Institutions (DAI) General Milestone Descriptions and Codes.			
Academic Milestones Credit Earning Schedule			
Academic Programs			
Refer to Schedule 1 of the Milestone Completion Credit Schedule, titled Division of Rehabilitative Programs (DRP) Academic Milestone Descriptions and Codes.			
English as a Second Language (ESL) Programs			
ESL	Beginning ESL I	COCESL5	3 weeks
ESL	Beginning ESL II	COCESL6	3 weeks
ESL	Intermediate ESL	COCESL7	3 weeks
ESL	Advanced ESL	COCESL8	3 weeks
Adult Education in Spanish Programs			
INEA	Primaria	COCINE4	3 weeks
INEA	Secundaria	COCINE2	3 weeks

**APPENDIX H. MILESTONE COMPLETION CREDIT SCHEDULE (MCCS)
(CONTINUED)**

**MILESTONE COMPLETION CREDIT SCHEDULE – Schedule 4
Contract Beds Unit (CBU)**

Incorporated by reference into CCR Title 15 section 3043.3

COBACH	Colegio de Bachilleres	COCINE3	3 weeks
--------	------------------------	---------	---------

Cognitive Behavior Milestones Credit Earning Schedule			
Course Type	Course Title	SOMS Code	Reduction Time
General Programs			
Refer to Schedule 2 of the Milestone Completion Credit Schedule, titled Division of Adult Institutions (DAI) General Milestone Descriptions and Codes.			
Rehabilitative Programs			
Refer to Schedule 1 of the Milestone Completion Credit Schedule, titled Division of Rehabilitative Programs (DRP) General Milestone Descriptions and Codes.			
Criminal Thinking	Thinking For A Change (T4C)	COCT4C2	3 weeks
Anger Management	Understand and Reducing Anger Feelings (TCU)	COCTCU2	3 weeks
Criminal Thinking	Unlock Your Thinking, Open Your Mind	COCUYT2	3 weeks
COCF Substance Abuse Program			
RDAP	Level I Course Completion	COCRD01	3 weeks *R6
RDAP	Level II Course Completion	COCRD02	3 weeks *R6
RDAP	Level III Course Completion	COCRD03	3 weeks *R6
RDAP	Level IV Course Completion	COCRD04	3 weeks *R6
RDAP	Level V Course Completion	COCRD05	3 weeks *R6
RDAP	Level VI Course Completion	COCRD06	3 weeks *R6

Career Technical Education Milestones Credit Earning Schedule			
Refer to Schedule 1 of the Milestone Completion Credit Schedule, titled Division of Rehabilitative Programs (DRP) Career Technical Education Milestone Descriptions and Codes			
Gardening			
Master Gardener	Level I	COCGAR4	5 weeks
Horticulture/Landscaping			
Horticulture/Landscaping	Core	V3004C0	5 weeks
KY Workplace Essentials			
KY Workpl. Essentials	Business Reading	COCWPE5	1 week
KY Workpl. Essentials	Business Math	COCWPE6	1 week
KY Workpl. Essentials	Business Communication and Writing	COCWPE7	1 week
KY Workpl. Essentials	Employment Readiness	COCWPE8	1 week
General Milestones Credit Earning Schedule			
The Urban Ministry Institute (TUMI)			
Refer to Schedule 2 of the Milestone Completion Credit Schedule, titled Division of Adult Institutions (DAI) Milestone Completion Credit Schedule.			

**APPENDIX H. MILESTONE COMPLETION CREDIT SCHEDULE (MCCS)
(CONTINUED)**

**MILESTONE COMPLETION CREDIT SCHEDULE – Schedule 4
Contract Beds Unit (CBU)**

Incorporated by reference into CCR Title 15 section 3043.3

Legend

***R6 = Repeatable during new term Substance Abuse Programs**

DRAFT

**APPENDIX H. MILESTONE COMPLETION CREDIT SCHEDULE (MCCS)
(CONTINUED)**

**MILESTONE COMPLETION CREDIT SCHEDULE – Schedule 5
Health Care Related Programs (HCRP)**

Incorporated by reference into CCR Title 15 section 3043.3

General Milestone Descriptions and Codes			
Course Type	Course Title	SOMS Code	Reduction Time
Inmate Dental Services			
Dental Service	Removable Denture Technician - Basic Skills	DENB101	6 weeks
Dental Service	Removable Partial Denture Framework Fabrication	DENF101	4 weeks

DRAFT