



C-ROB



California Rehabilitation Oversight Board

NOTICE OF PUBLIC MEETING

California Rehabilitation Oversight Board

The California Rehabilitation Oversight Board (C-ROB) will meet on Wednesday, September 5, 2018, from 9:30 a.m. to 3:30 p.m. at California State University, Sacramento, Modoc Hall, Willow Suites, 3000 University Drive, Sacramento, CA 95819.

Campus Map and driving directions are available at: <http://www.csus.edu/campusmap>. Parking on campus is \$6. Permits may be purchased at self-serve kiosks throughout the parking lots. Parking rules are enforced 24-hours a day.

This notice can be accessed electronically through the Office of the Inspector General's internet address: <http://www.oig.ca.gov>.

A copy of the Agenda is enclosed.

If you would like to submit written materials pertaining to an agenda item for distribution to board members in advance of the meeting, please submit the materials to the address below no later than twelve o'clock noon (12:00 p.m.) on Wednesday, August 29, 2018, to allow staff time to distribute them to interested persons who have requested notice of board meetings.

Fax: (916) 255-1403

Mail: See address listed below.

If you need additional information, please call (916) 255-1391 or write to:

**Linda Whitney, Board Secretary
Office of the Inspector General
10111 Old Placerville Road, Suite 110
Sacramento, CA 95827**

The meeting location is architecturally accessible to persons with physical disabilities. Persons who need auxiliary aids or other assistance for effective participation, should phone Linda Whitney at (916) 255-1391 or TTY (800) 735-2929 no later than five (5) working days prior to the board meeting.

Agenda Item #3



C-ROB



California Rehabilitation Oversight Board

AGENDA

Date: Wednesday, September 5, 2018

Time: 9:30 a.m. to 3:30 p.m.

Location: California State University, Sacramento
Modoc Hall, Willow Suites
3000 State University Drive East
Sacramento, CA 95819

Open Session

1. Call to order
2. Introduction and establish quorum
3. Review agenda
4. Review and approve minutes from the April 4, 2018, board meeting
5. Executive Director Updates
 - Correspondence
 - Site Visit Summary
6. Board discussion regarding the September 14, 2018 draft report
 - The board may take public comments following the board discussion
7. Board decision regarding the September 14, 2018 draft report
8. Presentation: California Department of Corrections & Rehabilitation
 - Division of Rehabilitative Programs Overview
9. Presentation: Council on Criminal Justice and Behavioral Health
10. Future board meeting schedule
11. Future agenda items
12. Public comment

Edmund G. Brown, Jr., Governor

10111 OLD PLACERVILLE ROAD, SUITE 110 SACRAMENTO, CA 95827 PHONE: (916) 255-1391 FAX: (916) 255-1403

- The board will accept public comment on any matter under its jurisdiction. Speakers are asked to limit their comments to three (3) minutes. The board cannot act on any public comment or other matters not on the agenda.

13. Adjournment

THE ORDER OF BUSINESS MAY BE CHANGED WITHOUT NOTICE. Notice is hereby given that the order of consideration of matters on this agenda may be changed without prior notice. The board will recess for a lunch break, if necessary.

Additional information on the California Rehabilitation Oversight Board and all public notices for meetings may be viewed and downloaded from the Office of the Inspector General's website at www.oig.ca.gov.

Individuals requiring accommodation for disabilities (including interpreters and alternative formats) should contact Linda Whitney at (916) 255-1391 or TTY (800) 735-2929 at least five (5) working days prior to the scheduled meeting.

Agenda Item #4

California Rehabilitation Oversight Board Minutes

April 4, 2018 Meeting

The California Rehabilitation Oversight Board (C-ROB) met in open session at 9:30 a.m. on April 4, 2018, at the California District Attorneys Association, The Training Center at CDAA (3rd Floor of the Elks Tower Building), 921 11th Street, Suite 300, Sacramento, CA 95814.

Board Members present: **Roy Wesley**, Inspector General (Chairman); **William Arroyo, M.D.**, Regional Medical Director, Los Angeles County Department of Mental Health (Speaker of the Assembly Appointee) (PM Session); **Michael Daly**, Chief Probation Officer for the County of Marin (Senate Committee on Rules appointee); **Brenda Grealish**, Assistant Deputy Director, Mental Health and Substance Use Disorder Services, (Designee for Jennifer Kent, California Department of Health Care Services) (PM Session); **Scott Kernan**, Secretary, Department of Corrections and Rehabilitation (CDCR); **Jeff Mrizek**, Dean, Effective Practices, Workforce and Economic Development Division (Designee for Eloy Ortiz Oakley, Chancellor, California Community Colleges); **Carolyn Zachry**, Administrator, Adult Education Office, Career and College Transition Division, (Designee for Tom Torlakson, Superintendent of Public Instruction); and **Susan Turner**, Professor, University of California, Irvine (President of the University of California appointee).

Board Members absent: **Pam Ahlin**, Director, California Department of State Hospitals; **Jennie Singer**, Professor, California State University, Sacramento (Chancellor of California State University appointee) (AM Session); and **Darren Thompson**, Sheriff, County of San Benito (Governor Appointee)

Office of the Inspector General staff: Misty Polasik, Executive Director; James C. Spurling, Counsel to the Board; Nico Gilbert-Ingelsrud, Rehabilitation Specialist; Sara Merwin, Rehabilitation Analyst; Ashley Schiele, Rehabilitation Analyst; Bryan Beyer, Chief Deputy Inspector General; Chuck Rufo, Deputy Inspector General, Senior; and Linda Whitney, Board Secretary.

Presenters:

CDCR:

Brant Choate
Ryan Souza
Kevin Hoffman
Lisa Heintz
Monica Campos

CalPIA:

Milo Fitch
Bill Muniz

Center for Council:

Jared Seide
Josh Jentzsch

Break it to Make it:

Carol Kozeraki
Steven Schultze
Nadia Parada
Michael Bierman
Bart Lanni
Meri Pakarinen

Public Comments:

none

Item 1. Call to order

Chairman Wesley called the meeting to order at 9:30 a.m.

Item 2. Introduction and establish quorum

Chairman Wesley introduced the Office of the Inspector General (OIG) staff participating in the meeting. He announced that Ms. Polasik has transferred to the Medical Inspections Unit and this would be her last C-ROB meeting. Chairman Wesley introduced OIG staff in the audience: Chuck Rufo who will be C-ROB's new Executive Director and Bryan Beyer, Chief Deputy Inspector General. It was noted that a quorum was established.

Item 3. Review agenda

There were no comments concerning the agenda.

Item 4. Review and approve minutes from the August 30, 2017 board meeting

The minutes were approved without changes. Secretary Kernan moved to approve the minutes and Dr. Turner seconded the motion. Dr. Mrizek, Chief Daly, Ms. Grealish, Dr. Zachry voted to approve the minutes.

Item 5. Executive Director updates

Ms. Polasik reported that the only correspondence received since the last meeting is from CalPIA. The letter answered the questions posed from the board at the last meeting.

Item 6. Presentation: California Department of Corrections and Rehabilitation**Transitional Case Management Plan Update**

Lisa Heintz reported on the TCMP and Monica Campos provided an overview. They have expanded all benefits to all eligible and releasing inmates. Parole provides benefits assistance to all releasing inmates. In addition, they are now data sharing with the Department of Health Care Services.

Division of Rehabilitative Programs Update

Dr. Choate is the new DRP Director. Kevin Hoffman and Ryan Souza are the Deputy Directors. DRP shared a video overview of their division.

Long Term Offenders

Ryan Souza provided the update. Programming has been expanded to 30 institutions and 3366 slots are available. Contracting delays have created some challenges but now the expansion is pretty much complete.

Innovative Grant Recipients and Research Advisory Council

Mr. Souza also reported on this topic. Round III approved six grants. Self-assessments pre- and post-program are being completed. He stated that not all the programs are evidence-based since the department is using the grants to broaden programming focus.

Item 7. Presentation: Cal-PIA Program Update

Bill Muniz and Milo Fitch reported the CalPIA update. Mr. Munoz stated that the Prison-to-Employment Initiative is a partnership between CalPIA, the Department and California Workforce Development and aims to reduce recidivism by providing workforce support services. The program provides services to the formerly incarcerated, integrating reentry and workforce services.

Mr. Fitch reported that part of the initiative will provide vouchers to those released to help provide housing, transportation and food until they are employed full-time. The California Workforce Board

concentrates on bringing employees and employers together, to create access and help formerly incarcerated obtain job skills.

Item 8. Presentation: Break It to Make It Program

Carol Koseraki, Steven Schultze, Nadia Parada, Michael Bierman, Bart Lanni, and Meri Pakarinen reported on the Break It to Make it Program. Ms. Koseraki stated that the LA Mission provides services to formerly incarcerated and LA City College (LACC) provides higher education. They played a video that is shown in the institution to inmates before they join the program. Mr. Bierman stated that LACC provides face-to-face college classes in the institutions where inmates can earn college credit.

Mr. Lanni stated that the program is designed to change attitudes. LA Mission conducts the outreach between Strindberg Laboratories and LACC, and also places the inmates in the program. Strindberg provides in-prison classes and LA Mission refers inmates to LACC for higher education post-release.

Ms. Pakarinen shared that the program puts on the “Freedom Festival” at LACC partially from innovation grant funding while the theatre is done by LA Mission residents.

Item 9. Presentation: Center for Council Program Evaluations and Data Collection

Jared Seide and Josh Jentzsch presented for Center for Council. Mr. Seide reported that they focus on mindfulness and being present. Mr. Seide showed a video regarding Center for Council. He commented that they are constantly evaluating programs to improve what is offered to the inmates. They have each inmate complete a post-program assessment so they can make adjustments and improve targets. They are working to assess attitude changes, behaviors and associations via biometric measures. Mr. Seide stated that they want to rely on several different factors, not just recidivism, for evaluation.

Item 10. Future board meeting schedule

The board reviewed the remaining meeting dates for 2018 and there was mention that the Report Writing Subcommittee may need to be moved.

Item 11. Future agenda items

Mr. Wesley asked the board if they had anything they would like to review at future board meetings. Dr. Turner stated she would like to have an update on Prop. 57.

Item 12. Public Comment

None.

Item 13. Adjournment

The meeting was adjourned at 2:19 p.m.

C-ROB Secretary

Dated

Agenda Item #5

California Rehabilitation Oversight Board Minutes

April 4, 2018 Meeting

The California Rehabilitation Oversight Board (C-ROB) met in open session at 9:30 a.m. on April 4, 2018, at the California District Attorneys Association, The Training Center at CDAA (3rd Floor of the Elks Tower Building), 921 11th Street, Suite 300, Sacramento, CA 95814.

Board Members present: **Roy Wesley**, Inspector General (Chairman); **William Arroyo, M.D.**, Regional Medical Director, Los Angeles County Department of Mental Health (Speaker of the Assembly Appointee) (PM Session); **Michael Daly**, Chief Probation Officer for the County of Marin (Senate Committee on Rules appointee); **Brenda Grealish**, Assistant Deputy Director, Mental Health and Substance Use Disorder Services, (Designee for Jennifer Kent, California Department of Health Care Services) (PM Session); **Scott Kernan**, Secretary, Department of Corrections and Rehabilitation (CDCR); **Jeff Mrizek**, Dean, Effective Practices, Workforce and Economic Development Division (Designee for Eloy Ortiz Oakley, Chancellor, California Community Colleges); **Carolyn Zachry**, Administrator, Adult Education Office, Career and College Transition Division, (Designee for Tom Torlakson, Superintendent of Public Instruction); and **Susan Turner**, Professor, University of California, Irvine (President of the University of California appointee).

Board Members absent: **Pam Ahlin**, Director, California Department of State Hospitals; **Jennie Singer**, Professor, California State University, Sacramento (Chancellor of California State University appointee) (AM Session); and **Darren Thompson**, Sheriff, County of San Benito (Governor Appointee)

Office of the Inspector General staff: Misty Polasik, Executive Director; James C. Spurling, Counsel to the Board; Nico Gilbert-Ingelsrud, Rehabilitation Specialist; Sara Merwin, Rehabilitation Analyst; Ashley Schiele, Rehabilitation Analyst; Bryan Beyer, Chief Deputy Inspector General; Chuck Rufo, Deputy Inspector General, Senior; and Linda Whitney, Board Secretary.

Presenters:

CDCR:

Brant Choate
Ryan Souza
Kevin Hoffman
Lisa Heintz
Monica Campos

CalPIA:

Milo Fitch
Bill Muniz

Center for Council:

Jared Seide
Josh Jentzsch

Break it to Make it:

Carol Kozeraki
Steven Schultze
Nadia Parada
Michael Bierman
Bart Lanni
Meri Pakarinen

Public Comments:

none

Item 1. Call to order

Chairman Wesley called the meeting to order at 9:30 a.m.

Item 2. Introduction and establish quorum

Chairman Wesley introduced the Office of the Inspector General (OIG) staff participating in the meeting. He announced that Ms. Polasik has transferred to the Medical Inspections Unit and this would be her last C-ROB meeting. Chairman Wesley introduced OIG staff in the audience: Chuck Rufo who will be C-ROB's new Executive Director and Bryan Beyer, Chief Deputy Inspector General. It was noted that a quorum was established.

Item 3. Review agenda

There were no comments concerning the agenda.

Item 4. Review and approve minutes from the August 30, 2017 board meeting

The minutes were approved without changes. Secretary Kernan moved to approve the minutes and Dr. Turner seconded the motion. Dr. Mrizek, Chief Daly, Ms. Grealish, Dr. Zachry voted to approve the minutes.

Item 5. Executive Director updates

Ms. Polasik reported that the only correspondence received since the last meeting is from CalPIA. The letter answered the questions posed from the board at the last meeting.

Item 6. Presentation: California Department of Corrections and Rehabilitation**Transitional Case Management Plan Update**

Lisa Heintz reported on the TCMP and Monica Campos provided an overview. They have expanded all benefits to all eligible and releasing inmates. Parole provides benefits assistance to all releasing inmates. In addition, they are now data sharing with the Department of Health Care Services.

Division of Rehabilitative Programs Update

Dr. Choate is the new DRP Director. Kevin Hoffman and Ryan Souza are the Deputy Directors. DRP shared a video overview of their division.

Long Term Offenders

Ryan Souza provided the update. Programming has been expanded to 30 institutions and 3366 slots are available. Contracting delays have created some challenges but now the expansion is pretty much complete.

Innovative Grant Recipients and Research Advisory Council

Mr. Souza also reported on this topic. Round III approved six grants. Self-assessments pre- and post-program are being completed. He stated that not all the programs are evidence-based since the department is using the grants to broaden programming focus.

Item 7. Presentation: Cal-PIA Program Update

Bill Muniz and Milo Fitch reported the CalPIA update. Mr. Munoz stated that the Prison-to-Employment Initiative is a partnership between CalPIA, the Department and California Workforce Development and aims to reduce recidivism by providing workforce support services. The program provides services to the formerly incarcerated, integrating reentry and workforce services.

Mr. Fitch reported that part of the initiative will provide vouchers to those released to help provide housing, transportation and food until they are employed full-time. The California Workforce Board

concentrates on bringing employees and employers together, to create access and help formerly incarcerated obtain job skills.

Item 8. Presentation: Break It to Make It Program

Carol Koseraki, Steven Schultze, Nadia Parada, Michael Bierman, Bart Lanni, and Meri Pakarinen reported on the Break It to Make it Program. Ms. Koseraki stated that the LA Mission provides services to formerly incarcerated and LA City College (LACC) provides higher education. They played a video that is shown in the institution to inmates before they join the program. Mr. Bierman stated that LACC provides face-to-face college classes in the institutions where inmates can earn college credit.

Mr. Lanni stated that the program is designed to change attitudes. LA Mission conducts the outreach between Strindberg Laboratories and LACC, and also places the inmates in the program. Strindberg provides in-prison classes and LA Mission refers inmates to LACC for higher education post-release.

Ms. Pakarinen shared that the program puts on the “Freedom Festival” at LACC partially from innovation grant funding while the theatre is done by LA Mission residents.

Item 9. Presentation: Center for Council Program Evaluations and Data Collection

Jared Seide and Josh Jentzsch presented for Center for Council. Mr. Seide reported that they focus on mindfulness and being present. Mr. Seide showed a video regarding Center for Council. He commented that they are constantly evaluating programs to improve what is offered to the inmates. They have each inmate complete a post-program assessment so they can make adjustments and improve targets. They are working to assess attitude changes, behaviors and associations via biometric measures. Mr. Seide stated that they want to rely on several different factors, not just recidivism, for evaluation.

Item 10. Future board meeting schedule

The board reviewed the remaining meeting dates for 2018 and there was mention that the Report Writing Subcommittee may need to be moved.

Item 11. Future agenda items

Mr. Wesley asked the board if they had anything they would like to review at future board meetings. Dr. Turner stated she would like to have an update on Prop. 57.

Item 12. Public Comment

None.

Item 13. Adjournment


The meeting was adjourned at 2:19 p.m.

C-ROB Secretary

Dated

2018 C-ROB Site Visit Summary

Chuck Rufo
C-ROB Executive Director



Site Visits

- Site visits at all 35 adult institutions in December 2017 – February 2018 and June – August 2018
- OIG staff observed rehabilitation programs, and met with CDCR staff and inmates



C-ROB Responses

Site visit questionnaire consisted of 59 questions in five (5) main areas:

- Academic Staff
 - Fewer concerns with un-assigning disruptive inmates
 - Additional computers & more access for High School Equivalency exam preparation



C-ROB Responses

- Vocational Staff
 - Need for input by industry employers to keep the programs current
 - Desire for more local control over supply orders to have the necessary equipment & materials



C-ROB Responses

➤ CC-III (Case Managers)

- Requested more discretion over the inmate assignment process for program placement
- Improved communication needed for (new) inmate transfers within 60 days of arrival (to continue with their reentry course)

➤ Community Resource Managers (CRM)

- Improved coordination in assigning inmates to available milestone and rehabilitative achievement credit (RAC) programs

[see Recommendation No. 1, pg. 56]



C-ROB Responses

(Continued)

- Community Resource Managers (CRM)
 - SOMS waitlist is by Program Category Type, such as “Anger Management Program”
 - SOMS has no waitlists for individual programs, such as Alternatives to Violence, Cage Your Rage, Domestic Violence, etc.
 - CRMs must maintain their own local (institution) program waitlists outside of SOMS
 - Once assigned to a program, SOMS automatically drops inmate from all programs in the respective category, requiring reentry of waitlist request



C-ROB Responses

➤ Inmates

- Suggested more teacher aids and tutors to answer questions and provide additional assistance
- Desire for improved assignment process so inmates who do want to participate do not occupy the position of another inmate who wants to participate
- Very positive about hands-on training experiences and how vocational/Career Technical Education skills can be transferred to future job opportunities upon release



Thank You

- ▶ Questions or Comments?

Agenda Item #6 & 7

C-ROB

SEPTEMBER 14, 2018
C-ROB REPORT





CALIFORNIA REHABILITATION OVERSIGHT BOARD

Chairperson Roy W. Wesley, Inspector General

Ralph Diaz, Secretary (A), California Department of Corrections and Rehabilitation

Carolyn Zachry, Administrator, Adult Education Office, Career and College Transition Division
(Designee for Tom Torlakson, State Superintendent of Public Instruction, California Department of Education)

Dr. Jeff Mrizek, Dean, Effective Practices, Workforce and Economic Development Division (Designee for Eloy Ortiz Oakley, Chancellor, California Community Colleges)

Mike Daly, Chief Probation Officer, Marin County

Brenda Grealish, Assistant Deputy Director, Mental Health and Substance Use Disorder Services
(Designee for Jennifer Kent, Director, California Department of Health Care Services)

Pam Ahlin, Director, California Department of State Hospitals

Susan Turner, Professor, Department of Criminology, Law and Society, University of California, Irvine
(Appointee of the President of the University of California)

Jennie Singer, Professor, California State University, Sacramento
(Appointee of the Chancellor of the California State University)

Darren Thompson, Sheriff, County of San Benito
(Appointee of the Governor)

William Arroyo, M.D., Regional Medical Director, Los Angeles County Department of Mental Health
(Appointee of the Speaker of the Assembly)

September 2018



TABLE OF CONTENTS

Table of Contents.....	i
List of Commonly Used Abbreviations	3
Foreword	4
Executive Summary	5
Current Recommendations.....	6
Background	7
The Future of California Corrections: <i>A Blueprint</i>	8
Preparing This Report and Disclaimer	9
2017–2018 Site Visits.....	10
California Logic Model Implementation Progress	15
Assess High Risk	15
Assess Needs	16
Needs Identified.....	17
In-Prison Minimum Participation and Counting Rule for Program Completion	19
Develop Case Management Plan.....	20
Capacity for Rehabilitative Programming	21
In Prison Programs—Miscellaneous Benchmarks	22
Staffing.....	23
Training Opportunities.....	23
Academic Education Programs	23
Academic Education Program Capacity, Enrollment Utilization, and Attendance ...	24
Academic Achievements and Program Completions.....	25
Computer-Based GED and High School Equivalency Exams	26
Rehabilitative Advancement Project—eReaders	26
Career Technical Education Programs.....	27
Career Technical Education Program Capacity, Enrollment Utilization, and	
Attendance	27
Career Technical Education Achievements and Program Completions	29
Cognitive Behavioral Treatment Programs.....	29
Substance Use Disorder Treatment Programs.....	30
Program Capacity, Enrollment Utilization, and Attendance	30
Substance Use Disorder Treatment (SUDT) and Program Completion.....	31
Pre-Employment Transition Programs	33
Long Term Offender Model.....	34
Additional Program Models and Opportunities	34
California Prison Industry Authority.....	34
Arts in Corrections	36
Fire Camps.....	37
Inmate Activity Groups	39

Self-Help Sponsor Responsibilities.....	39
Innovative Programming Grants.....	40
Proposition 57 — Public Safety and Rehabilitation Act of 2016.....	41
Milestone Credits	43
Internet Protocol Television Integration: DRP TV	43
Measure Progress: Ensure Program Accountability.....	44
California Identification Card Project.....	45
Pre-Parole Process Benefits Program	46
Assigned Benefit Workers.....	46
Benefit Outcomes and TCMP Dispositions.....	46
Reintegrate	51
Community Programs for Parolees	51
Follow-Up	53
Data Solutions	54
Conclusion.....	55
Board Recommendations	56
Prior Board Recommendations and the Department’s Progress	57
Appendices	61
Appendix A—Rehabilitative Case Plan.....	62
Appendix B—In-Prison Programming Matrix.....	63
Appendix C—Academic & CTE Teacher Distribution and Budgeted Capacity FY 2017-18	64
Appendix D—Grant Recipients Round I, II, III, and IV	65
Appendix E—Rehabilitative Achievement Credit (RAC) Eligible Inmate Activity Groups	67
Appendix F—List of Institution Acronyms	74
Appendix G—Milestone Completion Credit Schedule (MCCS)	75
MCCS: Academic Milestones	75
MCCS: Career Technical Education.....	77
MCCS: General Milestones	83
MCCS: CALPIA Milestones.....	86
CBU: Contract Beds Unit Milestones.....	90

LIST OF COMMONLY USED ABBREVIATIONS

ABE	Adult Basic Education
ARCAID	Automated Rehabilitation Catalog and Information Discovery
ARMS	Automated Reentry Management System
BASS	Benefit Application Support System
CAADE	California Association for Alcohol/Drug Educators
CAL-ID	California Identification Card Program
CASAS	Comprehensive Adult Student Assessment System
CBT	Cognitive Behavioral Treatment
CCCCO	California Community College Chancellor's Office
CCCMS	Correctional Clinical Case Management System
COMPAS	Correctional Offender Management Profiling for Alternative Sanctions
CPC	Correctional Program Checklist
CRM	Community Resource Manager
CSRA	California Static Risk Assessment
CTE	Career Technical Education
DAPO	Division of Adult Parole Operations
DHCS	Department of Health Care Services
DRP	CDCR Division of Rehabilitative Programs
EOP	Enhanced Outpatient Program
EPF	Enhanced Programming Facilities
FOTEP	Female Offender Treatment and Employment Program
HSE	High School Equivalency
IAG	Inmate Activity Group
IEP	Industry Employment Program
iPTVI	Internet Protocol Television Integration
LTOP	Long-Term Offender Program
NCCER	National Center for Construction Education and Research
OCE	Office of Correctional Education
PRCS	Parole or Post Release Community Supervision
SDP	Step-Down Program
SHU	Security Housing Unit
SOMS	Strategic Offender Management System
SSA/SSI	Social Security Administration/ Supplemental Security Income
STOP	Specialized Treatment for Optimized Programming
SUDT	Substance Use Disorder Treatment
TABE	Test of Adult Basic Education
TCMP	Transitional Case Management Program
VEP	Voluntary Education Program

FOREWORD

Rehabilitation continues to be of paramount importance for the long-term success of California's criminal justice system. The California Rehabilitation Oversight Board (C-ROB or the Board) was created to provide guidance and recommendations to the California Department of Corrections and Rehabilitation (CDCR or the department) in this critical area. The Inspector General sits as chairperson to the Board and provides the staff to conduct reviews of all 35 CDCR adult institutions.

Subsequent to the creation of the Board, the department published *The Future of California Corrections: A Blueprint to Save Billions of Dollars, End Federal Court Oversight, and Improve the Prison System* (the *Blueprint*), with goals enumerated in five distinct areas. One of those areas was the improvement of rehabilitative services. The Office of the Inspector General (OIG), as part of its regular monitoring functions, was tasked with assessing and reporting on the department's ability to adhere to its *Blueprint* goals. This resulted in some overlap in the review of rehabilitative programs work of C-ROB.

This C-ROB report includes the ongoing fieldwork performed by the OIG in assessing rehabilitative efforts in the *Blueprint* with the similar task performed by OIG staff during annual site visits to the institutions for the purposes of C-ROB reviews. It is hoped that by combining the two efforts, even more information can be provided on the progress being achieved in rehabilitation, and more informed guidance can be given to the department.

EXECUTIVE SUMMARY

This is the California Rehabilitation Oversight Board's (C-ROB or the Board) nineteenth report. It examines progress the California Department of Corrections and Rehabilitation (CDCR or the department) made in providing and implementing rehabilitative programming from July 1, 2017 to June 30, 2018.

In December 2017 through February 2018, then again in June through August 2018, C-ROB staff, in collaboration with the Office of Inspector General's (OIG's) *Blueprint* monitoring team, visited all 35 adult institutions. This report examines data obtained during the site visits as well as information provided by the department. During this cycle of *Blueprint* and C-ROB site visits, the OIG interviewed several levels of CDCR staff at the 35 adult institutions and found many successes and remaining challenges.

The Board found that the department continues to ensure offenders and parolees receive risk and needs assessments, with 98 percent of the offender population and 98 percent of the parole population receiving a California Static Risk Assessment (CSRA). The Board found significant progress with administering the Correctional Offender Management Profiling for Alternative Sanctions (COMPAS) assessment to determine parolee needs. Currently, 95 percent (41,302 of 43,688) of the total parole population received a reentry COMPAS assessment, which is an increase of 25 percent from Fiscal Year 2016-17. Also, there was a slight progress of 2 percent to 93.4 of the general population inmates who received a COMPAS assessment. There were three categories of reentry COMPAS assessments still reporting a moderate to high need for just over 50 percent of the parole population. The Board would like to see the department address this high percentage of parolees released with a moderate to high need in several key areas.

The number of inmates initially enrolled in substance use disorder treatment and actually completing the program, has remained just below 50 percent for the past two fiscal years (49.5 percent in FY 2017-18). Also, the aftercare substance use disorder treatment completion rate for parolees has remained constant at only 29 percent for the past two fiscal years. Both of these figures act as a red flag to effective reentry efforts and recidivism reduction strategies. Program exits occur due to transfers, refusal to attend the program, behavioral issues, or other issues preventing an inmate from attending and completing the treatment program. The Board underscores the importance of an effective substance use disorder treatment program both in-prison and community aftercare, and is hopeful the department will take measures to increase the number of completions in both areas.

The department extended its data sharing agreement with the Department of Health Care Services (DHCS) through June 20, 2019, to allow both departments to continue to exchange the Medi-Cal application status for inmates served through the transitional case management

program (TCMP). The Board commends the department for screening nearly 100 percent of inmates for health benefit eligibility.

Rehabilitative programs have greatly expanded as a result of Proposition 57 and innovative programming grants. As of August 27, 2018, there are 2,507 inmate activity groups eligible for rehabilitative achievement credits (RAC) statewide. Expansion in programs has posed some challenges as summarized in the site visits summary. Reentry programming at each institution combined with the rehabilitative case plan provided to both parole or post release community supervision (PRCS) and parole furthers transition efforts and is a noted progress for successful reentry.

Current Recommendations

The following outlines the Board's current recommendations:

1. The Board recommends the department's Division of Rehabilitative Programs continue to work with the Division of Adult Institutions to strengthen and maximize inmate rehabilitative programming and credit earning potential. This would involve prioritizing enrollment of its highest-risk and highest-need inmates in evidence-based rehabilitation programs. Secondly ensure that inmates are able to take full advantage of available credits for rehabilitative and educational achievements to advance an inmate's release date or advance an inmate's initial parole hearing date. The department should determine if its Strategic Offender Management System (SOMS) needs process improvements to improve tracking in key areas, such as assigning inmates to available milestone and rehabilitative achievement credit programs (check for inmate scheduling conflicts) and tracking of inmate program waitlists that are currently prepared at the local institutional level.
2. The Board recommends the department, along with the assistance of C-ROB board members, determine ways to allow for an exchange of information between state, federal, and county programs to ensure released offenders have access to (and may be approved for) available benefits. This exchange may include a pilot or memorandum of understanding involving partnerships between the Social Security Administration (SSA)/Supplemental Security Income (SSI), the federal Department of Veterans Affairs (VA), County Social Services offices, County Probation departments, and the Division of Adult Parole Operations. The goal is to identify strategies to better link those formerly incarcerated to the various services available to help them become stable and self-sufficient as they reintegrate into the community.

BACKGROUND

The California Rehabilitation Oversight Board (C-ROB or the Board) was established by Assembly Bill 900, the Public Safety and Offender Rehabilitation Services Act of 2007 (the Act) and held its first meeting on June 19, 2007.¹ The Act was intended to address the serious problem of overcrowding in California's prisons and to improve rehabilitative outcomes among California's offenders and parolees.

C-ROB is a multidisciplinary public board with members from various state and local entities. Pursuant to Penal Code, Section 6141, C-ROB is mandated to examine and report on rehabilitative programming provided to offenders and parolees by the California Department of Corrections and Rehabilitation (CDCR or the department) and the implementation of an effective treatment model throughout the department, including rehabilitation programming associated with the construction of new inmate beds. According to statute, C-ROB must submit an annual report on September 15 to the Governor and the Legislature. This report must minimally include findings on the following:

- Effectiveness of treatment efforts
- Rehabilitation needs of offenders
- Gaps in rehabilitation services
- Levels of offender participation and success

The Board is also required to make recommendations to the Governor and Legislature with respect to modifications, additions, and eliminations of rehabilitation and treatment programs by the department and, in doing its work, use the findings and recommendations published by the Expert Panel on Adult Offender and Recidivism Reduction Programs.

The Expert Panel identified eight evidence-based principles and practices, collectively called the California Logic Model. This model shows what effective rehabilitation programming would look like if California implemented the Expert Panel's recommendations.

The eight basic components of the California Logic Model are:

- **Assess high risk.** Target offenders who pose the highest risk to reoffend;
- **Assess needs.** Identify offenders' criminogenic needs and dynamic risk factors;
- **Develop behavior management plans.** Utilize assessment results to develop an individualized case plan;

¹ Assembly Bill 900 (Solorio), Chapter 7, Statutes 2007.

- **Deliver programs.** Deliver cognitive behavioral programs offering varying levels of duration and intensity;
- **Measure progress.** Periodically evaluate progress, update treatment plans, measure treatment gains, and determine appropriateness for program completion;
- **Prepare for reentry.** Develop a formal reentry plan prior to program completion to ensure a continuum of care;
- **Reintegrate.** Provide aftercare through collaboration with community providers; and
- **Follow up.** Track offenders and collect outcome data.

National research has produced evidence that every \$1 invested in rehabilitative programming for offenders reduces incarceration costs by \$4 to \$5 during the first three years post-release. The Expert Panel produced the evidence that supported the cost-effectiveness of rehabilitative programming, and the C-ROB report details the framework and implementation status of the California Logic Model.

The two overarching recommendations of the Expert Panel Report are to reduce overcrowding in CDCR's institutions and parole offices, and to expand CDCR's system of positive reinforcements for offenders who successfully complete their rehabilitation program requirements, comply with institutional rules in prison, and fulfill their parole obligations in the community.

The Future of California Corrections: *A Blueprint*

In July 2012, the oversight role of the OIG was expanded when the Legislature tasked the OIG with monitoring the CDCR's adherence to *The Future of California Corrections: A Blueprint to Save Billions of Dollars, End Federal Court Oversight, and Improve the Prison System* (the *Blueprint*).

To monitor implementation of the *Blueprint*, the Legislature passed and the Governor signed legislation adding language to Penal Code, Section 6126, mandating that the OIG periodically review delivery of the reforms identified in the *Blueprint*, including, but not limited to, the following specific goals and reforms described in the *Blueprint*:

- Whether the department has increased the percentage of offenders served in rehabilitative programs to 70 percent of the department's target population prior to the offenders' release;
- The establishment of and adherence to the standardized staffing model at each institution;
- The establishment of and adherence to the new inmate classification score system;

- The establishment of and adherence to the new prison gang management system, including changes to the department's current policies for identifying prison-based gang members, and their associates, and the use and conditions associated with the department's security housing units; and
- The implementation of and adherence to the comprehensive housing plan described in the *Blueprint*.

One of the major goals of the *Blueprint* was in the area of rehabilitation. The OIG and the stakeholders realized there was a duplication of efforts and resources in monitoring this goal. Therefore, to more efficiently use the resources of both the OIG and CDCR, the C-ROB requirement for assessment and reporting was decreased from two biannual reports to one report annually. The C-ROB's September 15 annual report is supplemented with the OIG's *Blueprint* monitoring fieldwork and assessments, and the OIG's *Blueprint* report fulfills the rehabilitation-monitoring role each spring.

The department was tasked to provide an updated comprehensive plan for the state prison system since the *Blueprint*, thus the department released a new report as part of the 2016–17 Governor's Budget. In January 2016, the department issued *An Update to the Future of California Corrections*. The department's updated report includes a summary of goals identified and progress made from the initial report, along with its future vision in rehabilitative programming and safety and security.

Preparing This Report and Disclaimer

The scope of this report is based on information received at the C-ROB meeting in April 2018 and subsequent information received by the report-writing subcommittee from the department. The department's data reflects information captured on offenders from July 2017 through June 2018.

These data have not been audited by the Board. The Board does not make any representation to the accuracy and materiality of the data received from the department. This report is not an audit, and there is no representation that it was subject to government auditing standards. The OIG contributed data from site visits in December 2017 through February 2018 and June 2018 through August 2018.

2017–2018 SITE VISITS

In December 2017 through February 2018, and again in June 2018 through August 2018, C-ROB staff, in collaboration with the Office of Inspector General's (OIG) *Blueprint* monitoring team, conducted site visits at all California Department of Corrections and Rehabilitation's adult institutions.

Institution site visits consisted of the C-ROB and *Blueprint* monitoring team meeting with executive staff, academic and vocational instructors, community resource managers, television specialists, correctional counselors, and inmates. The team also observed educational, vocational, and activity group programs, including innovative and inmate-led. During the visits, the team employed an assessment questionnaire with 59 items addressing custody, education and classification meetings, caseload, curriculum, procurement, data solutions, IT support, space utilization, and any identified issues or barriers to rehabilitative programming or treatment efforts.

Rehabilitative Opportunities/Programming

During the site visits the OIG met with academic staff, including vocational instructors, inmates enrolled in academic and vocational programs, correctional counselors, community resource managers, and television specialists. General questions regarding academic and rehabilitative programming were asked, including what challenges they were facing and what improvements were needed to run more successful rehabilitation programs at that institution.

Academic staff (instructors of adult basic education/voluntary education programs, principal or vice principals)

The majority of academic staff stated a low percentage (commonly less than 5 percent) of inmates do not want to participate in education and, at times, may create a disruption in the classroom. Instructors stated that warning or counseling students on expectations typically corrects the issue, but if the behavior worsens and impacts the class, a rules violation report or removal from the class are possible. Some teachers stated inmate disruptions often stem from students not being placed in the correct program for various reasons. One common reason is inmates are placed into programs based on their test of adult basic education (TABE) score, which comprises an average reading and writing score. Math is not factored into the placement score even though it is part of the TABE. This can cause frustration to an inmate wanting to succeed in education but believing they are not placed accordingly. Also, those who have graduated from high school need to provide their transcripts as proof, and most are initially placed in an academic class until adequate documentation is received. Obtaining inmates' records from before incarceration presents challenges, as some counties require a payment before providing it or they may take some time to send the department documentation. Teacher

indicated fewer concerns with un-assigning disruptive inmates in comparison to the C-ROB report issued last year.

The OIG received mixed responses from academic staff when asked if students have sufficient computer access for the computer-based High School Equivalency (HSE) preparation materials and exam. A key part of this preparation includes the availability of specialized HSE preparation software (Aztec) that helps students identify areas of weakness to customize an academic program targeting specific learning objectives. While many instructors believe the inmates do receive enough computer time, several indicated that inmates do not receive enough practice for a variety of reasons. Most commonly, instructors requested more computers or more access to available computers, while others acknowledged that space for additional computers is limited and poses a challenge. At one institution, an instructor stated they were currently installing computer labs on all yards, and would continue to use traditional instruction until installation was completed. Additionally, several instructors indicated that Aztec software was out-of-date or not working on many computers. At a few institutions, computers and software were lacking, as one ABE III instructor had 3 computers for 21 students and another ABE III instructor had 4 of 27 computers with the HSE preparation software.

Vocational staff (includes instructors teaching career technical education programs)

The OIG received several suggestions from Career Technical Education instructors on improvements to run a more successful program. Instructors suggested soliciting input from industry employers in the respective field to keep the program current. This would also assist students in becoming proficient in the trade to increase employability upon release. Several instructors proposed enforcing minimum education standards for students before beginning a vocational program, operating smaller class sizes, and utilizing a quarter system, rather than an open entry/exit system, to make it possible for students to perform the same level of work and move on to the next level of work together. Also, expediting the procurement process and allowing more local control over supply orders would assist instructors to have the necessary equipment and materials to run an effective program.

Approximately two-thirds of Career Technical Education instructors find the testing process efficient. Instructors who teach programs with online-only certifications praise the ease of scoring the test and printing the certificates, but noted connectivity issues have resulted in delayed testing. Many instructors have been discouraged with the length of time it takes to process National Center for Construction Education and Research (NCCER) certifications, as it can be months or even years between when an inmate takes the test and receives the certification. Though not currently available at all institutions, a new online submission process appears to reduce this turnaround time significantly, to a matter of weeks. Instructors stated there is still a lot of data entry involved with the testing process, as much of it is duplicative between the

Strategic Offender Management System (SOMS) and NCCER, and suggested additional clerical staff could assist with this task, leaving more time for the instructors to focus on teaching.

The OIG found that most Career Technical Education instructors stated they have adequate information technology support. A few instructors suggested more training by information technology staff on required programs and electronic processes would assist in presenting information to students. Also, a few instructors recommended having a dedicating information technology staff member to the education department would allow a faster response time to resolve issues.

Correctional Counselor III (case managers)

Correctional counselors were asked about the process of assigning inmates to the reentry program and class sizes. Once the initial unit (or program review) classification committee places an eligible inmate on a master waiting list, the counselor will review it for priority placements and send a request to the inmate assignments office for placement into a program. The counselor will screen and prioritize placement based on an inmate's release date, results of the California Static Risk Assessment (CSRA) and Correctional Offender Management Profiling for Alternative Sanctions (COMPAS), and endorsement. Inmates that have less than 5 years before release are considered first, with inmates having a minimum of 6 months to 2 years remaining on their sentence receiving priority by release date. One recommended improvement to the assignment process is to have the parole date be accessible on the SOMS waiting list search. Currently SOMS includes various dates but the parole date is necessary to make a decision. One counselor stated he has to print 150 inmates to run individually to verify assignment information, as SOMS does not allow inmates to be filtered by each yard. Also, several counselors recommended providing correctional case managers with more control over the assignment process and either remove the inmate assignments office from the process or allow for greater discretion over the process. The belief is the case managers would be better able to efficiently place inmates into programs, especially when waitlists are too long while a different program is available.

Correctional counselors were also asked to describe how inmate transfers are facilitated and how it impacts their completion of the transitions program. Upon an inmate's arrival, counselors conduct a SOMS review and complete a data visibility tool to prevent an inmate from being assigned to the same program within the same term. For inmates enrolled in a reentry program as the date of a (non-adverse) transfer, they can continue with the reentry course if they are scheduled within 60 days of arrival at the new institution. However, some counselors are not aware of new arrivals, unless the inmate completes a request form to be enrolled in their current reentry course. Several counselors noted challenges with trying to manage inmates and class scheduling, especially with transferring inmates, as they do not have the needed clerical support.

Community Resource Managers

The OIG found that Community Resource Managers reported that the Strategic Offender Management System (SOMS) provides several challenges regarding successful implementation of inmate activity groups for rehabilitative achievement credit (RAC)-eligible programs. Inmates attend a classification committee and they are placed on a waitlist in SOMS by a program category type (Ex. Anger Management Program), as there are no waitlists within SOMS for an individual program (Alternatives to Violence, Beyond Violence, Cage Your Rage, Domestic Violence, etc.). The individual program names requested are typically identified within the “comments” section of the assignment referral. Thus, Community Resource Managers, especially in high programming institutions, need to maintain their own local (institution) program waitlists outside of SOMS. This makes it a challenge to monitor which inmates are on waitlists for specific programs, as one inmate may have requested several programs within a category type, such as the Anger Management Program. Also, once an inmate is assigned to a program, the inmate is automatically dropped from the respective category type within SOMS, requiring department staff to reenter the inmate into the same program category type.

Assigning inmates to RAC-eligible programs, who have existing work or education assignments, present additional challenges within SOMS. When enrolling inmates into the new programs, SOMS will not allow inmates to have an overlap in their schedule. Because inmates often have a job or education classes during the day, CRMs are unable to assign them to a program if any part of that program time overlaps with their class or their job. To perform this check, it must be done manually by comparing multiple screens of data within SOMS. Thus, many CRMs recommended that SOMS be updated to automatically check for inmate scheduling conflicts with work or medical assignments and academic or vocational education classes.

Another ongoing challenge faced by CRMs involves implementation of new milestone eligible and RAC-eligible programs without the corresponding amount of staff/self-help sponsors required to complete the associated tasks. Inmate activity groups often want to run their programs during regular business hours. This is a challenge because available space is limited during these times and inmates are generally assigned to other programs. Also, many self-help sponsors are not available to work during regular business hours.

Additionally, many Community Resource Managers expressed frustration that their institution did not receive a Management Services Technician position. The department selected 10 to 12 institutions to receive this position. Many of the remaining institutions, believe this position or other another support staff position would assist in performing the extensive data entry requirements for tracking inmate program attendance within SOMS. Thus, those institutions utilize an analyst or the CRM to perform this data entry while also performing other priority tasks, such as creating new inmate activity groups, adjusting programming schedules, and amending program bylaws.

Inmates (enrolled in either vocational or academic programming)

The OIG asked inmates if they felt prepared to take the GED exam. Most inmates indicated they were sufficiently prepared by their instructors to take the exam. Those who had not yet taken the exam generally indicated that they also felt prepared to take the exam. Those inmates who did not feel fully prepared most often commented about the lack of computer skills training.

Inmates in the academic programs suggested several improvements for a more successful education program. The main suggestion was adding more teacher aids and tutors to be available for questions and additional assistance. Inmates stated the teachers are often busy due to large class sizes and having students learning at different education levels. Other suggestions including providing additional updated books, supplies, and technology.

Inmates participating in Career Technical Education most frequently said they enjoyed the hands on training experience in the vocational programs. They appreciate how the environment mirrors a real-life workplace, and value learning skills and earning certifications they can apply to job opportunities once they are released from prison. Inmates stated they feel rehabilitative programs promote confidence and camaraderie and dispel judgment and racial division. Engaging instructors and milestone incentives encourage inmates to think about their life beyond prison.

Overall, other changes inmates believe could improve education and rehabilitation programs include better advertisement of available programs, shorter program waitlists, and more program options. Several inmates would like to see improvements to the assignment process so inmates who do not want to participate in a particular program do not occupy the position of another inmate who wants to be there. Many inmates also desire support and flexibility when being released to class, and would like to explore options to still attend class when there is a lockdown on the yard that prevents programming to occur.

CALIFORNIA LOGIC MODEL IMPLEMENTATION PROGRESS

This section describes the progress the department made implementing the eight components of the California Logic Model this reporting period.

Assess High Risk

The department uses the results of the California Static Risk Assessment (CSRA) tool to assess an inmate's risk to reoffend. The CSRA uses an offender's past criminal history and characteristics to predict the risk to reoffend. The department continued to use the CSRA tool to assess an inmate's risk to reoffend. Data provided by the department indicates that as of June 27, 2018, 98 percent of inmates and 97 percent of parolees have CSRA scores.

Table 1: Inmate Risk Assessments (as of June 27, 2018)

Total Institution Population	127,795
Risk to Recidivate (CSRA)	125,756
Offenders with a Moderate/High CSRA Score	62,951

Table 2: Parolee Risk Assessments (as of June 27, 2018)

Parole Population	43,688
Risk to Recidivate (CSRA)	42,419
Parolees with a Moderate/High CSRA Score	24,865

Of the 98 percent of the inmate population that has received a risk assessment, 50 percent have a moderate to high risk of reoffending. As of June 27, 2018, 97 percent of the parole population has received a risk assessment, and of these, 59 percent have a moderate to high risk to reoffend.² Similar to the previous fiscal year as displayed in tables 1A and 2A, the percentage of the inmate and parolee population with risk assessments completed were both 98 percent. Fifty-one percent of inmates with a California Static Risk Assessment score had a moderate to high risk to reoffend, and 60 percent of parolees.

Table 1A: Inmate Risk Assessments (July 2017-June 2018 Data)

Offender Population	127,795
Risk to Recidivate (CSRA)	125,756
Offenders with a Moderate/High CSRA Score	62,951

² The parole population was derived from SOMS, which reflects data as of June 27, 2018.

Table 2A: Parolee Risk Assessments (July 2017-June 2018 Data)

Parole Population	43,688
Risk to Recidivate (CSRA)	42,419
Parolees with a Moderate/High CSRA Score	24,865

Assess Needs

The department uses the Correctional Offender Management Profiling for Alternative Sanctions (COMPAS) as the needs assessment tool to determine offender rehabilitation programming needs. CDCR has determined that the Test of Adult Basic Education (TABE) assessment provides the best indicator of an offender's need for academic programming, with a TABE reading score below 9.0 indicating a criminogenic need.³

Some inmates are excluded from receiving a COMPAS assessment, such as those designated enhanced outpatient program (EOP) level of care or higher, life without parole, and condemned.⁴ As of June 27, 2018, the total number of Core COMPAS assessments completed for general population inmates is 85,134. The department is averaging over 967 assessments per month. Of the total inmate population, only 113,654 are eligible to receive a COMPAS assessment. Of the eligible inmates, 106,190 have received a COMPAS assessment, which is 93.5 percent of the total eligible population, approximately a 2 percent increase in completed core COMPAS assessments since the last reporting period.

Table 3: Inmate Core COMPAS Assessments

	July 2016–June 2017	July 2017–June 2018
Core COMPAS Assessments Completed for General Population Inmates	82,925	85,134

Once an inmate reaches 210 days to parole, the inmate is given a reentry COMPAS assessment. The resulting scores from this assessment are used to guide programming decisions upon parole. For the period of July 1, 2017 to June 30, 2018, 95 percent of the parolee population received a reentry COMPAS assessment, which is an increase of 25 percent since the last reporting period.

³ The criminogenic need categories can include any of the following: substance use disorder, anger, employment problems (incorporated academic and career technical needs), criminal personality (formerly “criminal thinking”), and support from family of origin (formerly “family criminality”).

⁴ Inmate designated EOP level of care or higher may receive a COMPAS assessment administered by mental health staff.

Table 4: Parolee Reentry COMPAS Assessments (Fiscal Year 2017-18 Data)

	FY 2017-18 COMPAS Completed	FY 2017-18 Parole Population	Percent of Parolee Population with a reentry COMPAS
Reentry COMPAS Assessments Completed	41,302	43,688	95%

Table 4a: Parolee Reentry COMPAS Assessments (Fiscal Year 2016–17 Data)

	FY 2016-17 COMPAS Completed	FY 2016-17 Parole Population	Percent of Parolee Population with a reentry COMPAS
Reentry COMPAS Assessments Completed	28,776	43,854	70%

Needs Identified

Using June 27, 2018, statistical data from CDCR, COMPAS, and TABE assessments across all institutions, including the out-of-state facilities, reflects two domains with more than half of all offenders with a moderate to high risk to reoffend. The completed Core COMPAS assessments for both the substance abuse and anger domains were 66.4 percent and 50.6, respectively, during the last two fiscal years.

Table 5: Rehabilitative Needs of Inmates with a Completed Core COMPAS Assessment—Institution Population

Institution Population		FY 2016–17	FY 2017–18
Substance Abuse	Low	33.62%	33.60%
	Mod/High	66.38%	66.40%
Criminal Personality	Low	58.66%	58.83%
	Mod/High	41.34%	41.17%
Anger	Low	49.42%	49.44%
	Mod/High	50.58%	50.56%
Employment Problems	Low	62.11%	62.42%
	Mod/High	37.89%	37.58%
Support from Family of Origin	Low	77.76%	77.54%
	Mod/High	22.24%	22.46%

Table 6: Rehabilitative Needs of Parolees with a Completed Reentry COMPAS Assessment—Parole Population

Parole Population		FY 2016–17	FY 2017–18
Reentry Substance Abuse	Low	52.88%	49.67%
	Mod/High	47.12%	50.33%
Criminal Thinking Observation	Low	84.58%	86.74%
	Mod/High	15.42%	13.26%
Negative Social Cognitions	Low	80.20%	80.64%
	Mod/High	19.80%	19.36%
Reentry Financial	Low	47.99%	49.70%
	Mod/High	52.01%	50.30%
Reentry Employment Expectations	Low	47.39%	49.47%
	Mod/High	52.61%	50.53%
Reentry Residential Instability	Low	63.71%	64.05%
	Mod/High	36.29%	35.95%

Once rehabilitative programming functions at full operational capacity and reaches a maintenance phase with stable service delivery, over a two-year to three-year period, the Board expects to see reductions in the percentage of offenders with moderate to high needs when they are reassessed before parole. The department previously reported that it does not have sufficient resources to provide reentry COMPAS assessments to all offenders prior to release. However, the Board requested progress in this area as it provides valuable information regarding the effectiveness of rehabilitative programming and helps identify programming needs upon an offender's release.

In the department's review of provided COMPAS information, offenders released are relatively consistent from 2016-17 and 2017–18. However, the department has significantly increased its total number of reentry COMPAS assessments by 25 percent with 95 percent of the parole population receiving the assessment. The number of offenders released with moderate to high needs in substance abuse, reentry financial, and reentry employment expectations exceeds 50 percent of the parole population for those receiving a reentry COMPAS. The only moderate to high needs category that increased from the last reporting period was reentry substance abuse. Reflecting on the department's 2017 Outcomes Evaluation Report, the importance of substance abuse treatment has a profound impact on reducing recidivism. The department's evaluation report noted that offenders who received in-prison substance use disorder treatment and completed aftercare had a lower three-year conviction (29.2 percent) than offenders associated with any other combination of in-prison substance use disorder treatment or aftercare (receiving some or no aftercare).

The Board commends the department for improving its efforts to assess its parole population with a reentry COMPAS. The department should continue in its efforts to provide all offenders a COMPAS reentry needs assessment prior to release. The Board also hopes to see continued

reductions in the percentage of offenders with moderate to high needs upon parole, with an emphasis on reducing the moderate to high need for reentry substance abuse.

In-Prison Minimum Participation and Counting Rule for Program Completion

Reentry services are currently provided to inmates at all 35 adult institutions based on an assessed need for services and their earliest possible release date. The California Static Risk Assessment (CSRA) score coupled with an assessment of the inmate's criminogenic needs (COMPAS assessment) established the priority placement in services, and type of program intensity. If the CSRA results show a high or moderate risk to reoffend, and the results of the COMPAS identify a high or medium criminogenic need in substance abuse, academic, or employment domains, the inmate receives priority in program placement.

On July 1, 2017, the department implemented its new counting rule to track program information for all offenders. Instead of focusing on a target population, minimum participation in a program is defined as the number of offenders who have been enrolled in a program for a minimum of 30 calendar days. This information allows the Division of Rehabilitative Programs (DRP) to monitor a threshold for the amount of programming received by offenders. The department counts as a completion a SOMS program assignment with a status of completed regardless of the reason for termination, and a SOMS program assignment of unassigned or reassigned with a reason for termination of program completion. With newly developed counting rules, DRP anticipates using the cohort of offenders included in "minimum participation" to define who has "participated" in programming. This definition and counting measure was developed to mitigate prior counting rule concerns surrounding participation.

Although there are numerous variables that ultimately determine programmatic placement, DRP prioritizes placement by the offenders assessed level of need for services (COMPAS), their assessed risk to recidivate (CSRA), and their earliest possible release date (focusing on offenders within five years of their earliest possible release date). While the aforementioned criterion remain DRPs target prioritization – importantly – Title 15, Section 3375(b), states that the classification process shall take into consideration an inmate's needs, interests, and desires, the behavior and placement score ultimately make the placement based upon the outcome of the individual's classification committee. This classification process can supersede any assessment-based prioritization.

Minimum participation is defined as the number of offenders who have been enrolled in a program for a minimum of 30 *calendar* days. This counting rule, as a simple validation, also requires that there be associated "X-time," which represents an offender's in-classroom time. As discussed, this counting rule was developed to mitigate prior counting rule issues related to program participation. Because this rule covers 30 *calendar* days, it can translate to various

estimated programming days depending upon the program type (number of times/week and overall length of program). For a five-month substance use disorder treatment (SUDT) program, it would relate to enrollment for one month (or approximately 20 percent of total program time an offender should be enrolled) before being considered as participating. Comparably, for a cognitive behavioral treatment component such as criminal thinking, which meets twice weekly for three months, an enrollment for 30 calendar days would represent a minimum of eight days of programming (2 days/week for 30 calendar days), or approximately 30 percent of total program time an offender should be enrolled before being considered as participating.

The Board acknowledges the department's effort to quantify a level of participation to count as meeting a need or benefitting from a program. This is a progression from the former "one day" counting rule, where an inmate would be counted as having a need met through program attendance even if the inmate had only attended one day of the class. While the new minimum participation measure is forward progress, the Board encourages the department to develop future meaningful measures pertaining to program participation and completion. As documented in the 2017 Prior Board Recommendations and the Department's Progress section, the department has identified its progress and plans to explore evaluation opportunities with independent third party entities to evaluate current programming.

To have meaning, there must be something meaningful about the data (for example, it is meaningful to have completed a program, or to have three of four criminogenic needs met, as these have important connotations in the criminal risk literature). Once it is found that a certain number of hours/days in a program leads to reductions in institutional behaviors, that number would then be meaningful in measuring program effectiveness and optimal outcomes.

Develop Case Management Plan

A case management plan is an integral part of effective rehabilitation programming. Case management plans ensure that offenders are assigned to the appropriate programs based on the relative strengths identified on their criminogenic needs assessments. Case management plans help staff determine the type, frequency, and timing of programming an inmate should receive to most effectively reduce the likelihood of reoffending. This case plan should transfer with the inmate upon release to parole or to county supervision to assist with identifying the most effective follow-up programming based on programming received at the institution, individual goals met, symptoms of behavior conditions, and other vital information collected during the course of incarceration.

The department implemented a SOMS case plan functionality of recommended and current/completed rehabilitative programs timelines in September 2016. The goal was to provide

a printed case plan that would reflect what the inmate has accomplished, including any certificates received from vocational courses, as well as assessed risk and criminogenic needs. The Rehabilitative Case Plan (RCP) is currently utilized for various purposes. Correctional counselors and other in-prison program staff are using the RCP as a tool to assist with determining assessed needs for possible program placement into various rehabilitative programs prior to an offender's committee actions. Correctional counselors assigned to the Male Community Reentry Programs (MCRP) provide the RCP to the appropriate stakeholders to assist in developing a participant's Individual Reentry Plan while at the MCRP.

For informational purposes on an offender's prior in-prison plan and program accomplishments, the RCP is also included in all Post Release Community Supervision (PRCS) packets. To help ensure that the RCP is included in the packets, it is included on the PRCS checklist as an item to be provided by case records staff. The department is also including the RCP in the Division of Adult Parole Operations (DAPO) parole packets; DAPO agents have access to SOMS and can use the system remotely to review the RCP while an offender is still in prison. In order to ensure the relevant information on the case plan is still available should a hard-copy not be received, SOMS end users can still access a summary of the offender's educational history, course transcripts, test scores, previous programming, job assignments, achievements earned, certificates or diplomas, and a summary of institutional work skills. Appendix A provides an example of a rehabilitative case plan.

Capacity for Rehabilitative Programming

The department's *Blueprint* called for an increase in academic and career technical education (CTE) instructors over a two-year period to increase program capacity. Capacity⁵ is the maximum number of offenders who can be served in each program area in a year. While academic education and CTE programs were available at adult institutions statewide, transitions programs were primarily available at the 13 institutions designated as reentry hubs, geared toward medium and high risk offenders. The department has expanded reentry hub services to all 35 adult institutions, and in July 2016, the institutions began moving transition services to the education departments, as opposed to renewing contracts with outside counselors.

As shown in Table 7 on the next page, the total capacity for all in-prison and post-release programs has increased by 148 percent from June 2016 to June 2018. The largest increases in program capacity during this period occurred in the in-prison employment programs (281 percent) and in-prison substance use disorder treatment (176 percent).

⁵ Appendix C, identifies the current programming matrix for FY 2017-18, providing the programming summary for academic education and career technical education at all adult institutions and in-State contract facilities.

Table 7: Adult Rehabilitative Program Capacity

Rehabilitative Program	June 2016	June 2017	June 2018
Academic Education⁶	41,784	44,365	45,030
Career Technical Education	8,694	9,045	9,052
In-Prison Substance Use Disorder Treatment	7,747	11,645	13,603
In-Prison Employment Programs	7,380	21,409	20,734
In-Prison Cognitive Behavioral Treatment:			
Anger Management	4,176	8,208	9,840
Criminal Thinking	4,128	8,160	9,840
Family Relationships	2,272	4,072	4,936
Victim Impact	336	696	1,488
Post-Release Substance Abuse	4,020	8,926	9,975
Post-Release Employment	6,050	5,940	6,162
Post-Release Education	7,134	6,999	7,841
Total Capacity for All Programs	93,721	129,465	138,501

In Prison Programs—Miscellaneous Benchmarks

The OIG obtained rehabilitative programming figures for Fiscal Year 2017–18 from the department’s Division of Rehabilitative Programs (DRP) and Office of Correctional Education (OCE) and performed fieldwork to determine the operational status of the various in-prison programs at each institution.⁷ In order to determine the operational status, the OIG acquired the rehabilitation authorized position counts per institution, discussed any discrepancies with education managers at the institutions, reviewed monthly attendance reports, and conducted random spot checks of classrooms. In order to be deemed fully operational, a course needed to have a corresponding instructor, an assigned classroom, and data showing monthly inmate attendance. Solely having an instructor hired does not deem a course as fully operational.

The OIG’s fieldwork at all prisons found that 91 percent of the academic education programs and 82 percent of the CTE programs were operational. From the 2017 C-ROB report issued in September 2017, this represents a 7 percent increase in academic education programs and a 3 percent increase for CTE programs. For the remaining in-prison programs, 83 percent of the substance use disorder treatment slots are filled, 92 percent of the cognitive behavioral therapy slots are filled, and 86 percent of the pre-employment transitions classes are fully operational.

⁶ Academic and CTE report as a daily budgeted capacity. All other programs report the average number of times a program can be completed in one fiscal year (annualized).

⁷ Appendices B, C, and D list the in-prison programming matrix, current programming, and proposed programming for FY 2017–18.

From the last C-ROB report issued in September 2017, participation in each area increased – 12 percent in substance use disorder treatment, 12 percent in cognitive behavioral therapy, and 2 percent in pre-employment transitions.

Staffing

As of June 30, 2018, the department reported 547 academic teacher positions (general population, alternative programming, and voluntary education program) and 304 CTE teacher positions. The OIG found that there were 49 academic teacher classes and 55 CTE teacher courses that were not fully operational. OIG determined that a course needed to have a corresponding instructor, an assigned classroom, and data showing monthly inmate attendance.

Training Opportunities

During past OIG site visits, instructors had expressed a desire for additional training opportunities and an enhanced network between the institutions for information sharing on best practices. The Office of Correctional Education (OCE) has developed Training for Trainers (T4T) to increase learning opportunities for instructors, as well as Professional Learning Communities (PLC) that will empower staff to become instructional leaders and increase information sharing within and between the 35 adult institutions.

During Fiscal Year 2017–18, a total of 12 prisons received the PLC training and OCE plans to expand PLC training to all prisons in the future. The PLC's typically meet monthly on designated staff development days and many prisons are able to meet more frequently, as time allows when inmates are not in class.

The Office of Correctional Education has trained 87 participants in Training for Trainers, in Transformative Correctional Communications. Regional trainings blend best and evidence-based correctional rehabilitative practices with adult learning theory. The goal is to improve communication, inmate/student motivation and positive interactions between OCE staff and justice-involved individuals. Increasing training opportunities is expected to enhance the quality of education and information sharing allowing for standardized best practices across all adult institutions.

Academic Education Programs

Academic education programs are offered throughout an inmate's incarceration and focus on increasing an offender's reading ability to at least a ninth-grade level. For offenders reading at ninth-grade level or higher, the focus is to help them earn a general education development (GED) certificate or High School Equivalency (HSE). Support for college programs is offered

through the voluntary education program (VEP). While education is available for all eligible offenders, priority is given to offenders with a reading level below ninth grade.

The department utilizes three academic structures: 1) general population, consisting of 27-student morning and afternoon classes, with a ratio of 54 offenders per teacher; 2) alternative programming, occurring outside the traditional morning and afternoon schedule, also with a ratio of 54 offenders per teacher; and 3) VEP with a ratio of 120 offenders per teacher. Modifications to the daily student-inmate capacity for classrooms may also be modified due to restrictions by the Fire Marshall.

The department identified a total of 547 academic positions (general population, alternative programming, and VEP) to become operational during Fiscal Year 2017–18. From June 2018 through August 2018, OIG staff reviewed the institutions’ documents and performed 35 site visits to determine whether 547 academic positions, as provided by DRP, were fully operational. At the conclusion of the fieldwork, the OIG found 498 of the 547 positions were fully operational, a 91 percent rate of compliance. This represents a seven percent increase from what was documented in the C-ROB report issued in September 2017.

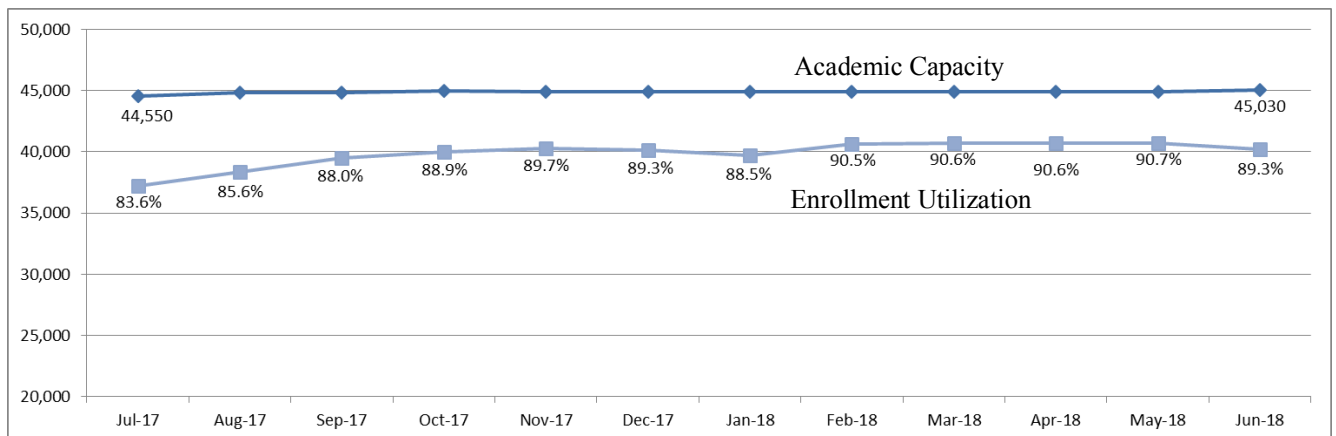
Academic Education Program Capacity, Enrollment Utilization, and Attendance

As of June 30, 2018, the academic education capacity is 45,030. The following graphs illustrate the academic education enrollment utilization (percent of budgeted capacity by month) and attendance rates for the same period.⁸ Attendance (formerly termed utilization) is the percentage of available program hours an inmate actually spends in the program.

As shown in Table 8, enrollment utilization rates averaged 89 percent during Fiscal Year 2017-18. The department now tracks “active capacity,” a more precise operational measure. Active capacity discounts for vacancy and space restrictions on programming, reflecting the actual number of enrolled participants for the available program slots and teachers currently available. The active capacity percentages are higher than budgeted capacity for these reasons.

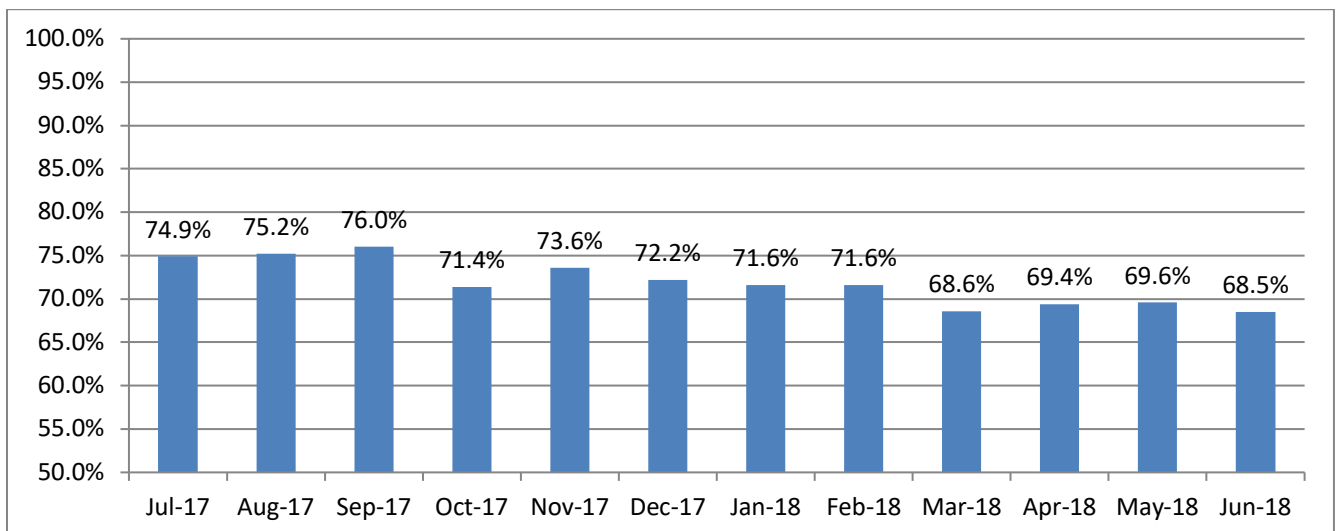
⁸ Please refer to Appendix C for academic and CTE teacher distribution and budgeted capacity.

Table 8: Academic Education Program Capacity and Enrollment Utilization (FY 2017–18)



As shown in Table 9, on the next page, academic education program attendance rates averaged 72 percent during Fiscal Year 2017-18, which is a 3 percent decrease from Fiscal year 2016-17. Of note, during each of the last 4 months of Fiscal Year 2017-18, the attendance rates were below 70 percent for the first time since May 2015.

Table 9: Academic Education Program Attendance Rates (FY 2017–18 Data)



Academic Achievements and Program Completions

The department has continued to increase college course completions and reports that participation has increased because of the additional VEP teachers and increased college course availability. The department expects the number of college course completions to continue to increase because of the partnership with the California Community College Chancellor's Office (CCCCO) to expand and increase inmate access to community college courses. In 2014, the

department only had one face-to-face college program at one institution. As of June 30, 2018, the department has face-to-face college programs at 34 institutions, and at four inmate fire camp sites. According to the department, there are currently 17 colleges (16 community colleges and one California State University) offering face-to-face instruction. The Board commends the department for its collaborations with community colleges in its efforts to expand access to both correspondence courses and face-to-face instruction at all of the institutions.

Table 10: Achievements and Completions (Fiscal Years 2016-17 and 2017-18)

Academic Achievements and Program Completions	FY 2016-17 Totals	FY 2017-18 Totals
CASAS Benchmarks	19,105	15,591
TABE Achievements	2,501	2,387
GED/HSE Sub-Tests Passed	12,470	8,782
GED/HSE Completions	4,006	3,178
High School Diplomas	96	377
College Course Completions	10,465	14,309
AA Degrees Earned	465	369
BA Degrees Earned	5	7
MA Degrees Earned	1	13

In addition, the department has begun looking into a process to better link inmates in the institutions to colleges in the community such that inmates have an opportunity to enroll in college prior to leaving the institution. This process will reduce the amount of time between inmates releasing and beginning college courses in the community. The Board commends the department for its forward-thinking plans for the next calendar year and will report on any updates in a future report.

Computer-Based GED and High School Equivalency Exams

The department began offering the High School Equivalency Test (HiSET) as an alternative to the GED to provide a paper version of the High School Equivalency (HSE) exam to meet the needs of offenders within secure housing units. The department also offers the HiSET as an alternative in the fire camps.

Rehabilitative Advancement Project—eReaders

The department is working to maximize opportunities for eligible offenders to obtain milestone completion credits and is implementing information technology programs at institutions.

eReaders provide a student's semester textbook curricula, reducing textbook costs and enhancing access to technology. eReaders will also be made available to inmates for purchase and are now available to some non-VEP inmates. However, some devices are still not functional, and the demand for accessibility continues to increase. The need for current technology and up-to-date materials will continue to be an important issue, especially with the expansion of college courses.

The department currently issues between 2,000 to 4,500 eReaders on average to students enrolled in college courses. Colleges in turn, have agreed to align course offerings paired to free open source materials which has increased to over 60 percent of total usage. This collaborative effort between the Office of Correctional Education and local colleges has assisted in eliminating barriers to higher education, by increasing enrollments, and reducing textbook costs that may have hindered enrollment efforts. Since the inception of the eReader project, CDCR has provided 50,000 pieces of educational content via eReaders. This includes CDCR purchased electronic books, booklets, and free open-source materials.

CDCR is continuing to seek opportunities to increase educational engagements. Since 2017, CDCR has monitored and viewed assessments and improvements needed in the current eReader tablets. Based on new technology applications and recommendations, future improvement efforts are being developed for upgrading teacher interface, providing an easier to use eReader application, and increasing flexibility when assigning open-source/free books.

Career Technical Education Programs

The department identified a total of 304 CTE positions to become operational during Fiscal Year 2017–18. From June 2018 through August 2018, OIG staff reviewed the institutions' documents and performed site visits to determine whether 304 CTE positions were fully operational. At the conclusion of the fieldwork, the OIG found 249 of the 304 were fully operational, an 82 percent rate of compliance. This represents a 3 percent decrease from what was documented in the C-ROB report issued in September 2017. As has been reported in the past, the most common reason CTE courses have not been operational is due to instructor vacancies.

Career Technical Education Program Capacity, Enrollment Utilization, and Attendance

As of June 30, 2018, there were 9,052 available CTE slots, and of those, approximately 75 percent were operational as of June 2018 according to the department.⁹ The capacity of 9,052 slots for CTE programs represents an increase of 7 CTE slots from the September 2017 C-ROB Report. The following graphs illustrate the CTE enrollment utilization (percent of budgeted capacity by month) and attendance rates for the same period. The department's CTE capacity and enrollment have remained relatively level during the past fiscal year. However, there has

⁹ Appendix C details the Academic and CTE Teacher Distribution and Budgeted Capacity.

been a steady decrease in attendance rates, as shown in Table 12, from December 2017 through the lowest point in June 2018, which is often due to changes in available programs.

Table 11: CTE Program Capacity and Enrollment (July 2017–June 2018 Data)

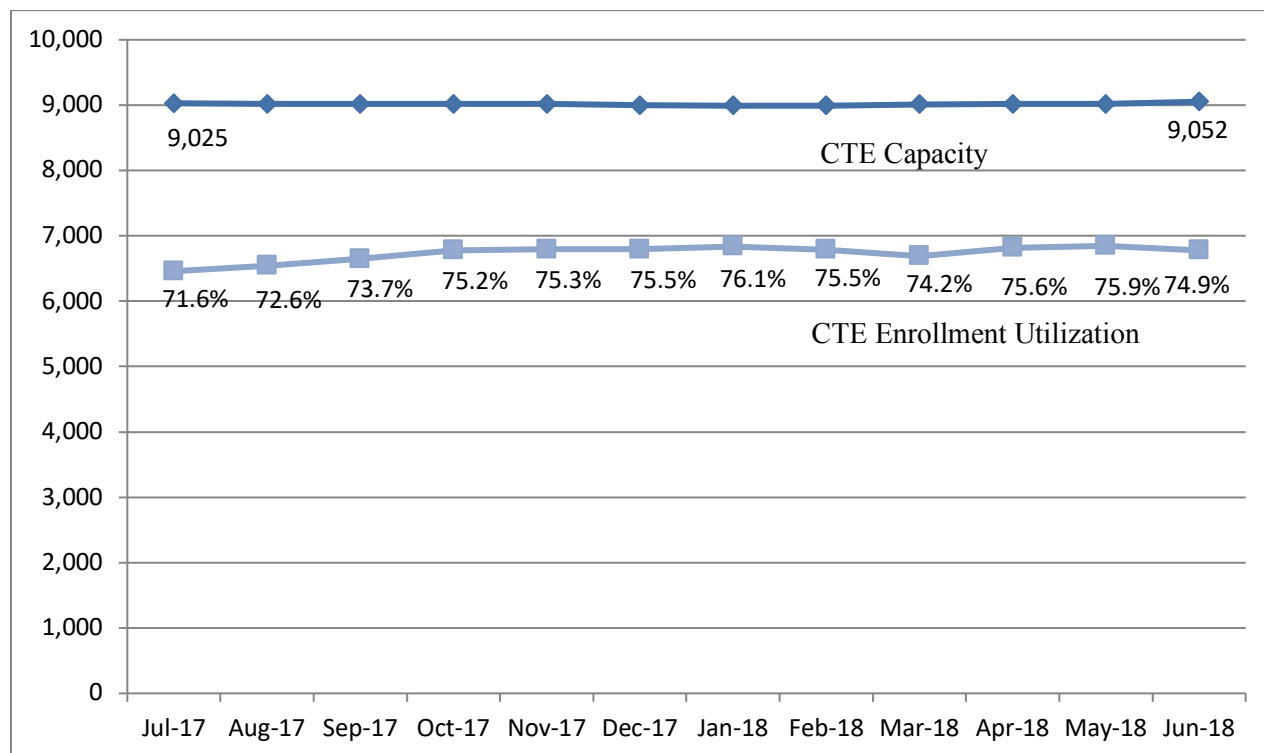
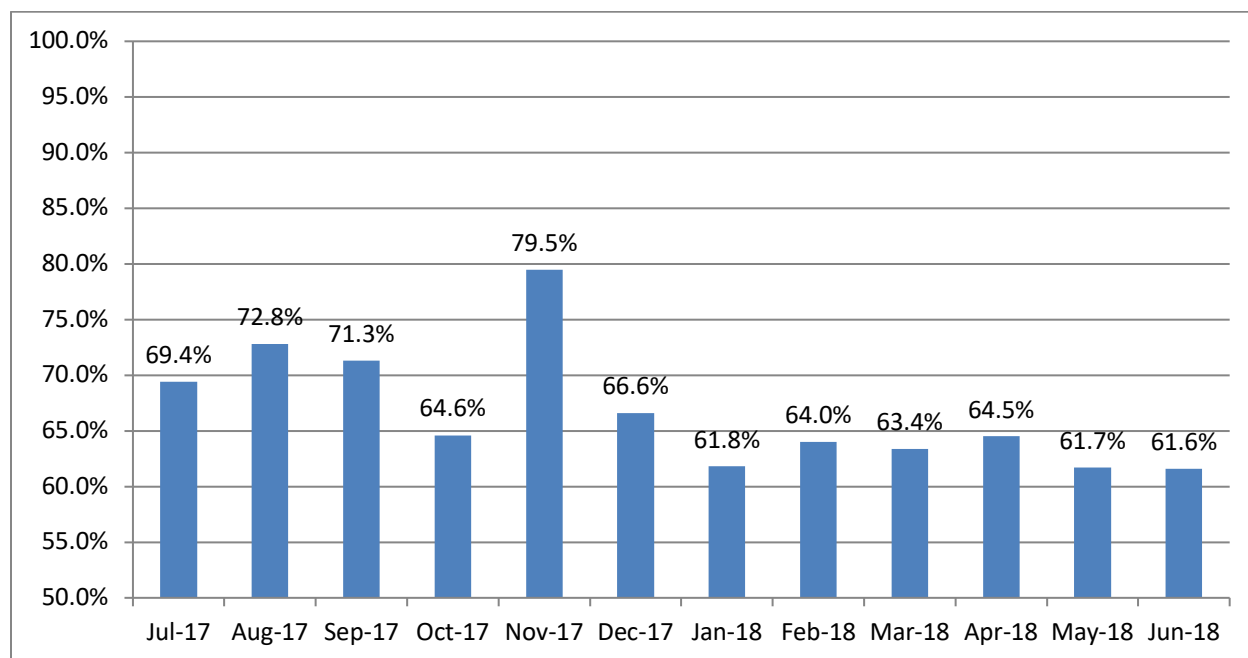


Table 12: CTE Program Attendance Rates (July 2017–June 2018 Data)



Career Technical Education Achievements and Program Completions

The following table displays the CTE component and program completions, and industry certifications. The department continues to increase CTE component completions, program completions, and industry certifications from prior fiscal years.

Table 13: CTE Achievements and Program Completions

CTE Completions and Industry Certifications	FY 2016-17 Totals	FY 2017-18 Totals
CTE Component Completions	10,390	19,991
CTE Program Completions	3,261	2,361
CTE Industry Certifications (without component or program completion) ¹⁰	21,100	18,086

Cognitive Behavioral Treatment Programs

Cognitive behavioral treatment (CBT) takes a hands-on, practical approach to problem solving by working to change patterns of thinking or behaviors. Offenders have access to CBT programs that include substance use disorder treatment, criminal thinking, anger management, and family relations modality components. The department has moved from the previous Reentry Hub model programming at specific institutions and has successfully implemented CBT programming in all CDCR adult institutions. This continuity of care based model aims to provide access to offenders with an assessed need for services and allows them to receive services within their current yard and institution without interruption to other existing offender activities (employment, family reunification strategies, education, etc.).

From June 2018 through August 2018, OIG staff reviewed the institutions' documents and performed site visits to determine whether CBT programs were implemented. The OIG found that 4,966 of the planned 5,388 slots were fully operational, a 92 percent rate of compliance. This is an increase of 12 percent from what was documented in the C-ROB report issued in September 2017.

¹⁰ In Fiscal Year 2017-18, this SOMS-reported figure is capturing all CTE certifications, which can include both final industry certifications and certifications achieved in the course of program completion.

Substance Use Disorder Treatment Programs

The department offers evidence-based substance use disorder treatment (SUDT) programs that prepare offenders for release by developing the knowledge and skills necessary to avoid substance use relapse and successfully integrate back into the community. The substance use disorder treatment program typically lasts between 5 to 6 months, requires a minimum of 325 hours for completion (3.25 hours per day, 5 days per week).

In order to ensure appropriate flexibility to best serve the offender population, DRP has allowed enrollment practices to vary for SUDT/cognitive behavioral treatment (CBT) services from institution to institution based on the best fit for that population and the ability of the curricula to fit open-enrollment. Institutions that are able to house and or filter eligible offenders in a primary location can have an open enrollment (e.g., A-facility and B-facility population intermingle because of custody and classification, all programs in A/B complex visiting room, and curricula appropriately allows for it). Open enrolled courses allow slots to be backfilled when vacated with the curriculum provided continuously. Institutions that move the programs from yard to yard based on offender assessed needs and time to serve will generally have closed courses. Closed courses activate slots and complete the SUDT/CBT course.

After completion of the program, the SUDT/CBT course rotates to a different yard (e.g., A-facility and D-facility population cannot intermingle). Any initial lower enrollment should be related to hiring treatment facilitators/counselors. In either case, beyond flexible, open-enrollment curricula, backfilling enrollment if a participant vacates the program would only occur within a small window at the beginning of the program and is dependent on whether the offender will be able to make up the curricula appropriately during the course timeframe.

Program Capacity, Enrollment Utilization, and Attendance

As of June 30, 2018, the capacity for statewide SUDT programming is 5,476, including 88 enhanced outpatient program slots.¹¹ This is an increase of 816 slots from the C-ROB report issued in September 2017, when the SUDT capacity was 4,660. From June 2018 through August 2018, OIG staff reviewed the institutions' documents and performed site visits to determine whether SUDT programs were implemented, including long-term offender programs (LTOPs) at 30 of the 35 adult institutions. In total, the OIG found that 4,533 offenders occupied the 5,476 operational slots, an 81 percent rate of compliance. This is an increase of 10 percent from the C-ROB report issued in September 2017. The following graphs illustrate the SUDT program enrollment utilization (percent of budgeted capacity by month) and attendance rates for the same period.

¹¹ The OIG's onsite reviews did not include review of the 192 slots at the in-state contract facilities.

Table 14: SUDT Program Capacity and Enrollment (July 2017–June 2018 Data)

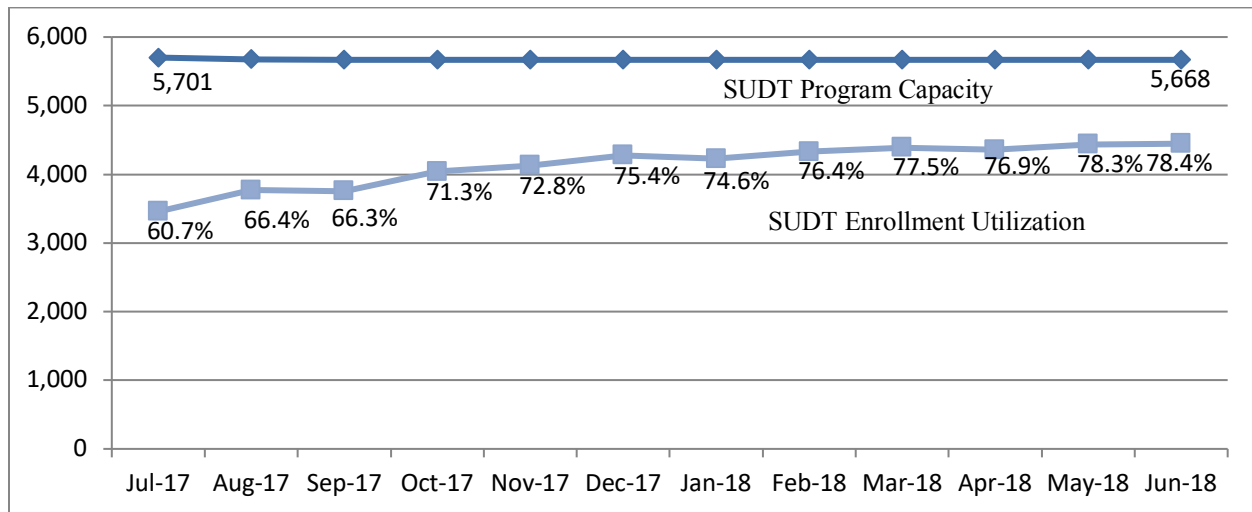
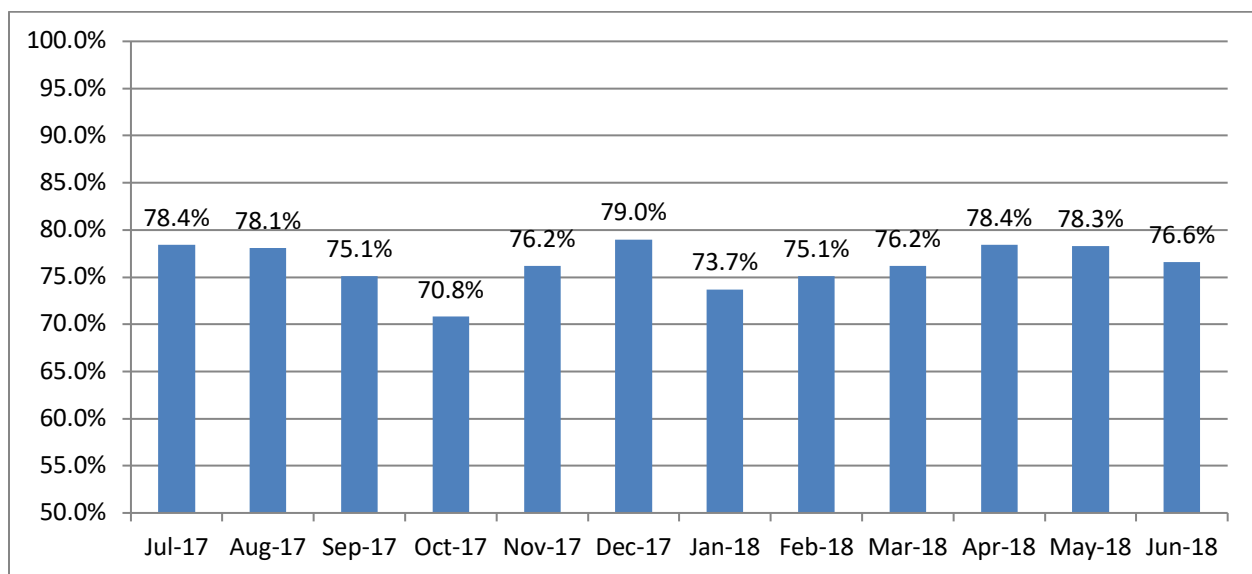


Table 15: SUDT Program Attendance Rates (July 2017–June 2018 Data)



Substance Use Disorder Treatment (SUDT) and Program Completion

The following tables display the SUDT completions and exit rates for Fiscal Year 2017–18 for both in-prison and community aftercare programs. A non-completion exit from SUDT means the inmate or parolee attended but did not complete the program. These exits occur due to transfers, refusal to attend the program once assigned, behavioral issues necessitating removal from treatment, or other issues preventing an inmate from attending and completing the treatment program.

Table 16: In-Prison SUDT Completions and Exit Rates (FY 2017–18)

Month	Total Exits	Completions	Other Exits	% Completions
Jul-17	746	378	368	50.7%
Aug-17	903	487	416	53.9%
Sep-17	771	396	375	51.4%
Oct-17	860	402	458	46.7%
Nov-17	764	351	413	45.9%
Dec-17	722	335	387	46.4%
Jan-18	956	491	465	51.4%
Feb-18	900	428	472	47.6%
Mar-18	954	531	423	55.7%
Apr-18	1075	500	575	46.5%
May-18	1095	537	558	49.0%
Jun-18	923	449	474	48.6%
Average Completions FY 17/18				49.5%

Table 17: Community Aftercare SUDT Completions and Exit Rates (FY 2017–18)

Month	Total Exits	Completions	Other Exits	% Completions
Jul-17	897	235	662	26.2%
Aug-17	528	127	401	24.1%
Sep-17	909	283	626	31.1%
Oct-17	592	145	447	24.5%
Nov-17	794	242	552	30.5%
Dec-17	1103	351	752	31.8%
Jan-18	852	243	609	28.5%
Feb-18	1222	400	822	32.7%
Mar-18	874	213	661	24.4%
Apr-18	1204	377	827	31.3%
May-18	1189	364	825	30.6%
Jun-18	1262	461	801	36.5%
Average Completions FY 17/18				29.4%

The department's 2017 Outcome Evaluation Report examined 3,271 offenders released who had participated in substance use disorder treatment while in prison. Offenders who received in-prison SUDT and complete aftercare (339 offenders) had the lowest return-to-prison rate (29.2

percent or 99 offenders).¹² The three-year return-to-prison rate increases by 26 percentage points (55.6 percent or 144 offenders) if an offender only receives some aftercare. Among offenders who received in-prison SUDT, but did not receive aftercare, had a lower return to prison rate of 44.9 percent or 1,200 offenders. Overall, offenders who received in-prison SUDT, and complete aftercare, had a lower three-year conviction rate (return-to-prison) than offenders associated with any other combination of in-prison substance use disorder treatment and aftercare.

The average completion rate for inmates who did not complete the substance use disorder treatment remained at less than 50 percent for the past two fiscal years (49.7 percent in FY 2016-17) continues to be a concern. The aftercare completion rate for parolees remained constant at only 29 percent for the past two fiscal years and is a red flag to effective reentry efforts and recidivism reduction strategies. The Board underscores the importance of an effective substance use disorder treatment program both in-prison and community aftercare, and is hopeful the department will take measures to increase the number of completions in both areas.

Pre-Employment Transition Programs

The pre-employment transitions (PET) program is designated to provide offenders employment preparation skills to ensure successful reentry into society, primarily during the last six months of incarceration. The PET program teaches job-readiness and job search skills, and provides offenders with community resources that can assist in their transitions back into the community. Through existing data resources, the department is able to identify offenders with assessed needs for reentry-related services in each institution and yard.

“Another Chance, a Better Choice,” was developed by the Sacramento Employment and Training Agency (SETA). The curriculum is designed to teach job readiness, job search skills, and prerequisite skills needed for today’s competitive job market. It includes practical and strategic information, hands on activities, individual and team oriented exercises, role playing, and motivational information for encouragement. In addition to employment preparations, another focus is financial literacy and education curricula, called “Money Smart.” The division of rehabilitative programs believes financial education fosters financial stability for individuals and for entire communities upon an offender’s release.

From June 2018 through August 2018, OIG staff reviewed the institutions’ documents and performed site visits to determine whether transitions programs were fully implemented. The OIG found that 2,154 of the planned 2,506 slots were fully operational, an 86 percent rate of compliance. This is a 2 percent increase from the C-ROB report issued in September 2017.

¹² CDCR’s 2017 Outcome Evaluation Report examined offenders released in Fiscal Year 2012-13, this report was last updated in June 2018.

Long Term Offender Model

The Long Term Offender Program (LTOP) is a voluntary program that provides evidence-based treatment to offenders who are serving long-term sentences. The program was designed based on the reentry program model. The department implemented substance use disorder treatment, criminal thinking, anger management, victim's impact, and family relations cognitive behavioral modalities.

Expansion contracts for cognitive behavioral treatment (CBT) LTOP were executed on July 17, 2017, and the expansion is complete. The CBT-LTOP is occurring at 30 CDCR institutions that have an appropriate offender population with long-term sentences. The programming consists of substance use disorder treatment, anger management, criminal thinking, family relationships, victim impact, and denial management. CBT-LTOP is a voluntary program that provides evidenced-based programming to offenders who are subject to the Board of Parole Hearings (BPH) parole suitability process. The offenders are given the opportunity to program with only their peers, which tend to elicit a more open line of communication in the group environment. Similar to other DRP CBT programming, the goal of the LTOP is to provide CBT programming to address criminogenic needs and risk, thereby reducing the likelihood of reoffending. Specific programs and locations are listed in Appendix B, the in-prison programming matrix.

Additionally, the Offender Mentor Certification Program continues to provide an opportunity for long-term offenders to complete a certification program in alcohol and other drug counseling. There are currently 31 mentors statewide who have fully completed the curricula and required certification. Offenders are recruited from various institutions and transferred for training at one of three sites: the Central California Women's Facility, Valley State Prison, or California State Prison, Solano. Once the candidates pass the written California Association for Alcohol/Drug Educators examination, the inmate-mentors are transferred back to their original institutions and are paid to obtain their 4,000 hours of work experience by co-facilitating SUDT programs. There are 36 candidates per training session or 108 candidates annually, and the program rotates between the three sites during the year.

Additional Program Models and Opportunities

California Prison Industry Authority

Industry Employment Program

The California Prison Industry Authority (CALPIA) offers programming at 35 institutions throughout the state, operating over 100 service, manufacturing, and consumable enterprises and providing over 8,088 offender assignments.

CALPIA offers 127 nationally recognized accredited certifications through its Industry Employment Program. In Fiscal Year 2017–18, over 7,677 offenders successfully completed an accredited certification program, and over 556 received a certificate of proficiency or Standard

Occupational Code Proficiency certification.


CALPIA's Industry Employment Program (IEP) is focused on improving the ability of offenders to effectively transition from prison to the community and successfully obtain jobs when offenders are released.



CALPIA has partnered with the United States Department of Labor and the California Department of Industrial Relations to offer offenders the ability to earn Federal and State certified Apprenticeship Certificates. Offenders are automatically registered in the certification program through their standard occupational code and earn certificates once they have reached journeyman level for their occupation. CALPIA registered 489 offenders into State apprenticeship programs in Fiscal Year 2017-18. Full implementation of the State program at 34 institutions is scheduled for completion in December 2018 and implementation of the Federal program commences January 2019.

Career Technical Education Program Expansion

In Fiscal Year 2013–14, the California Department of Corrections and Rehabilitation's (CDCR) Division of Rehabilitative Programs (DRP) entered into an interagency agreement with the CALPIA to implement Career Technical Education (CTE) programs at five institutions. This DRP-funded agreement provides for 14 CTE programs, with courses in pre-apprentice construction labor, pre-apprentice carpentry, pre-apprentice iron working, facilities maintenance, commercial driving, computer coding, and computer-aided design. The current interagency agreement between CDCR and CALPIA continues to remain in place through 2018-19 and reimburses CALPIA \$2.6 million annually. CALPIA will also receive \$2.7 million in ongoing funding to incorporate an additional ten programs at nine locations under the DRP CALPIA agreement in Fiscal Year 2018-19. The program expansion includes computer coding, culinary, computer-aided design, and roofing. In addition, the Prison Industry Board has approved expanding CTE to include a viticulture program.



CALPIA is also partnering with CDCR's Division of Juvenile Justice (DJJ) to implement new programs for youth correctional facilities. In Fiscal Year 2017-18 CALPIA successfully began providing computer coding at Ventura Youth Correctional Facility and pre-apprentice construction labor at N.A. Chaderjian Youth Correctional Facility. Starting in Fiscal Year 2018-19, CALPIA will implement a new CTE pre-apprentice construction labor program at Ventura Youth Correctional Facility and a CTE computer coding program at N.A. Chaderjian Youth Correctional Facility.



Recidivism Study

CALPIA partnered with the University of California, Irvine (UCI), and Center for Evidence-Based Corrections, to study the rates of recidivism among CALPIA participants. The study began in May 2017 and will examine new arrest and conviction rates within a two-year period among offenders who have participated in a CALPIA program.

Arts in Corrections

Arts in Corrections is a partnership between CDCR and the California Arts Council (CAC) to combat recidivism, enhance rehabilitative goals, and improve the safety and environment of state prisons. Arts programming now reaches all 35 state adult correctional institutions—a significant increase from the 20 institutions served by the program in Fiscal Year 2016-17.

Administered by CAC, the Arts in Corrections program enhances rehabilitative goals, improves the safety and environment of state prisons, and combats recidivism. Services provided span the full spectrum of art disciplines, with organizations offering instruction in theater, guitar, dance, creative writing, and Native American beadwork, among many others.

California's Arts in Corrections program is funded by DRP. Since the program's re-launch in 2013, CDCR's investment has increased from \$2.5 million in the first two years to an \$8 million annual commitment. California's Arts in Corrections program has become internationally renowned for its high-impact, innovative approach to addressing the state's critical public safety needs and rehabilitative priorities through the arts.

Reentry Through the Arts (RTA) is a two-year pilot grant program rooted CACs belief that the arts are a powerful vehicle for positive change in people, communities and society. RTA was initiated in response to the Senate Budget Act of 2016 that states "The Arts Council shall develop a reentry or bridging program to facilitate and expand arts programs designed to help inmates transition from incarceration back into their communities and prevent those on probation, parole, or post-release community supervision from being incarcerated."

For this pilot program, RTA grants will support high quality arts programs for people who have been convicted of a criminal offense and have served time in correctional institutions. The proposed grant project must have the arts as a central component of a holistic and integrated approach to reentry that also identifies other community-based support services including but not limited to job skills training, job placement, mental health and wellness, drug treatment, and/or case management.

Fire Camps

The Office of Correctional Education provides education opportunities to inmates housed at 43 conservation camps for adults, three of which house female fire fighters, and one Division of Juvenile Justice conservation camp for juvenile offenders in California. There are three designated institutions that act as base facilities: California Correctional Center, California Institution for Women, and Sierra Conservation Center.



Under the Voluntary Education Program, teachers provide literacy, high school equivalency and college correspondence programs via distance learning and correspondence coursework. Some of these programs are eligible for milestone credits upon completion and many provide certificates. Twenty camps offer both Alcoholics Anonymous and Narcotics Anonymous programs. Additionally, face-to-face college courses are provided by college professors from local community colleges and a number of those courses are being conducted at the Baseline, Growlersburg, Mount Bullion, and Vallecito camp sites. Inmates who are interested in participating in education programs can submit a request to the Camp Lieutenant who coordinated with the Education Principal at the respective base institution.

The camps are jointly managed by CDCR and the California Department of Forestry and Fire Protection, known as Cal Fire. The conservation camps can house up to 4,522 adult inmates and 80 juveniles, which make up approximately 219 fire-fighting crews. This program provides the state's cooperative agencies with an able-bodied, trained workforce for fire suppression and other emergencies such as floods and earthquakes. Fire crews also work on conservation projects on public lands and provide labor on local community service projects, including the clearing of firebreaks, restoration of historical structures, park maintenance, and removing fallen trees and debris. According to the department, in an average year, offenders provide approximately three million person hours in firefighting and other emergencies and seven million person hours in community service project work, and save California taxpayers an average of more than \$100 million annually.

The fire camp programs are divided into three statewide areas: Northern programs, Southern programs, and Female programs. Some of the various programs conservation camps offer are Basic Firefighting, Fire Brigade Training, Fire Hose Repair, Basic Helicopter, CPR & First Aid, Hydro Testing, Fork Lift Operations, Radio Operation, Heavy Machine Mechanic, Small Engine Repair, Welding, Water Distribution, and Waste-Water Treatment.

Northern Programs

California Correctional Center (CCC) provides face-to-face instruction to inmates at five Northern California camps. These camps include Ishi, Parlin Fork, Antelope, Sugar Pine and Trinity River, offering programs in Adult Basic Education (ABE), high school equivalency, and high school diploma programs. Moreover, all Northern California camps utilize the VEP program and provide instruction through correspondence. When students are ready for high school equivalency testing, they are transported to CCC where they are placed at the camp on grounds.

Southern Programs

At Sierra Conservation Center (SCC), a resident VEP teacher serves four camps closest to SCC with direct instruction and assessment proctoring. A Southern Camp teacher was hired to target six camps closest to Ontario (Southern Camp Office). High school equivalency tests (GED, Test Assessing Secondary Completion (TASC) are available at all southern camps upon request. Recreational and law library services are provided to all 20 camps via the weekly bus and/or mail. Furthermore, Columbia College collaborated with SCC to provide a culinary and small engine repair program at SCC to be taught prior to being sent to camp, preparing them for jobs when they arrive.

Female Programs

California Institution for Women (CIW) offers correspondence high school equivalency and ABE instruction to inmates in the female camps. These include Rainbow, Malibu, and Puerta La Cruz. Once the inmate has completed the selected course work, they are transferred back to the institution for any required testing or certification. Along with high school equivalency courses, the camps offer college courses through Pepperdine College, Coastline Community College, University of California, Los Angeles, Cal Poly Pomona, Loyola Marymount, and a bachelor's degree program with California Coast University. Self-help and religious groups are available to the female offenders as well.

Inmate Activity Groups

Inmate Activity Groups (IAGs), self-help programming groups, and faith-based programming groups are expanding significantly in all adult institutions, as encouraged by CDCR in 2010 as a measure to add innovative low-cost programs. There are approximately 300 individual inmate activity groups currently programming in the adult institutions. These volunteer activity groups are defined in the Title 15, California Code of Regulations, Section 3233, as groups that “promote educational, social, cultural, and recreational interests of participating inmates.” These activity groups offer additional rehabilitative programming through an array of nonprofit volunteer-led groups providing cognitive-behavioral services, religious services, higher education, and social awareness programs, in addition to cultural and recreational programs. Activity groups offer a variety of services, including behavior management, victims’ impact, mentor programs, community reintegration, transitional housing, employment, and community connections.

Self-Help Sponsor Responsibilities

Self-help sponsors are full-time, permanent department employees who assist IAGs that are either led by volunteers who are not brown card holders (require custody escort on prison grounds), or groups that are led by the inmates themselves. The main roles of the sponsors are to provide supervision and to handle several administrative duties, as outlined in the Department Operations Manual (DOM) section 101030.8. Beyond the procedures described in the DOM, however, there is little to no consistency in the sponsor duty statements, which can potentially lead to disengaged sponsors and unclear standards on expectations. Based on interviews with some CRMs, the general expectation is that inmate-led groups should run a maximum of two hours a week and self-help sponsors should be allowed no more than 30 minutes of administrative time to make copies, review bylaws, or other appropriate duties consistent with the DOM procedures. Some CRMs also suggested that there should be a set minimum number of inmates who must attend the group regularly in order for the group to remain viable. Standardizing the duty statements for self-help sponsors and requiring a minimum number of inmates in each program before sponsors are assigned may lead to more fiscally responsible practices, and allowing the larger programming group’s priority in the limited funding for sponsors may result in more inmates having access to this type of rehabilitative programming opportunity.

One of the recommendations from the 2016 report was to increase program sponsors consistent with the rapid program expansion and demand. The department replied that collaboration with Arts in Corrections and innovative grants remains a priority. Included in the 2017–18 Budget Act was a provision that allows the department to internally redirect one-time funding to support Innovative Grants for Long-Term Offenders for an additional year. Additionally, the department has continued discussions regarding the potential for other grant-like opportunities to have non-department individuals provide rehabilitative programming with a focus on sustainability

following funding. Further, as CDCR moves forward with implementation of Proposition 57 the needs related to self-help sponsors for Rehabilitative Achievement Credits (RACs) will be closely monitored. The Division of Adult Institutions (DAI) has also provided direction to the institutions to maximize the utilization of self-help sponsors by implementing a roving self-help sponsor when feasible.

Innovative Programming Grants

In May of 2015, the Legislature provided an innovative programming grant for developing volunteer-based programs at institutions with a low volunteer base. The department provided \$2.5 million in grants to nonprofit organizations and eligible volunteers to encourage innovative programs and volunteerism.¹³ Of the \$2.5 million, \$2 million came directly from the inmate welfare fund, which is a trust containing all of the proceeds from canteen and hobby shop sales. The remaining funds were from the Recidivism Reduction Fund created by Senate Bill 105. In March 2016, the Legislature provided the department an additional \$3 million for a second round of grants (round II).

The Fiscal Year 2016-17 budget included \$3 million in funding for additional innovative programming grants for a third cycle (round III) extending it to a three-year period. This grant period runs for three fiscal years and began on March 1, 2017, and will run through May 31, 2021. Also, in June 2017, the Legislature authorized CDCR to redirect \$5.5 million from existing available funding for one year to continue innovative programming for long term offenders. This amount was utilized to extend the round III long-term inmate programming grants for an additional 16-month cycle, which began on July 1, 2018 and ends on October 31, 2019. The Legislature additionally authorized CDCR to utilize \$500,000 to be redirected for the purpose of implementing an innovative grant program within the Division of Juvenile Justice. Grants are to be provided to all three juvenile justice facilities to provide funding to not-for-profit organizations wishing to expand programs currently provided in either California state prisons, county juvenile facilities, or in schools and communities targeting at-risk juveniles. These grants shall go to programs demonstrating they will become self-sufficient or will be funded in the long term by donations or another source of ongoing funding. Grant scoring did not change from the prior submission.

Round IV: Reception Center Programming Grants

Funding for reception center programming grants was redirected from existing rehabilitative funds in the Division of Rehabilitative Programming budget. The funding provides \$1 million per year for three years for a total of \$3 million on a one-time basis and awarded for a three-year period. The grant period began on June 1, 2018 and ends on May 31, 2021. Grant funding was

¹³ Appendix D provides a list of round I through IV innovative grant recipients, program name, and corresponding institution.

provided to eligible volunteers and not-for-profit organizations to replicate successful programs in one or more California prison reception centers. Programs are to focus on offender responsibility and enhance motivation to achieve a more successful incarceration experience.

Round V: Rehabilitative Programming Grants

The 2018-19 Budget Act includes \$4 million per year in ongoing funding for additional rehabilitative programming grants. The grants will be awarded for 3-year periods, for a total of \$12 million per round, with the first round of grants projected to begin on April 1, 2019 and end on March 31, 2022. Eligibility includes non-profit organizations that currently provide programs in an adult correctional setting, and which have demonstrated success and focus on offender responsibility and restorative justice principles.

The division of rehabilitative programs is currently developing the Round V Request for Applications (RFA) and other related documents. The division of rehabilitative programs has established meetings with the division of adult institutions administration to identify target populations and/or institutional needs, which will be incorporated into the RFA process. The division of rehabilitative programs is also working with Dr. Edward Latessa to identify appropriate elements of the Correctional Program Checklist for inclusion in the application evaluation criteria in an effort to fund grant recipients that display promising practices. The division of rehabilitative programs anticipates releasing the RFA in late-September 2018.

Proposition 57 — Public Safety and Rehabilitation Act of 2016

In November 2016, California passed Proposition 57, the California Parole for Non-Violent Criminals and Juvenile Court Trial Requirements Initiative, requiring the department to adopt regulations implementing new parole and sentence credit provisions to enhance public safety, and authorizing the department to award sentence credits for rehabilitation achievement, good conduct, or educational merit. A summary for each of these credits is shown below:

Rehabilitative Achievement Credits

Hundreds of self-help and inmate activity group programs offered in California prisons are intended to promote rehabilitation or a positive change in behavior of CDCR inmates. Some examples include alcohol and substance abuse prevention, anger and stress management, anti-gang life skills, family reunification, faith-based programs, service dog training, arts in corrections, and best parenting practices, among many others. With a few notable exceptions, there was not a credit-earning opportunity attached to completion of self-help programs before Proposition 57.

Appendix E lists the names of each rehabilitative achievement credit eligible program approved from July 28, 2017, to August 27, 2018, which includes the corresponding institutions offering each program. A total of 2,507 rehabilitative achievement credit eligible program opportunities are available statewide, which is an increase of 456 programs from the 2017 C-ROB report. These credit earning programs are offered on different yards and at various times at each institution, providing hundreds of program slots per institution. As of July 2018, a total of 27,953 credits have been awarded to inmates successfully participating in rehabilitative achievement credit program in the following increments: Week 1 – 16,095, Week 2 – 7,094, Week 3 – 3,300, and Week 4 – 1,464. With the assistance of over 12,000 community volunteers statewide, the department has been able to offer diverse rehabilitative program opportunities.

The rehabilitative achievement credit approval process will be ongoing and annual reviews for eligibility will be conducted. Inmate activity group programs will be determined at the local level by review and recommendation by the respective warden. A course can only be eligible for milestone completion credits or rehabilitative achievement credits, not both. However, inmates can earn both types of credit.

Good Conduct Credits

Most inmates currently receive some form of Good Conduct Credit (GCC) if they comply with prison rules and perform duties as assigned. Effective May 1, 2017, Good Conduct Credits have been awarded as follows:

Inmates Eligible	Prior GCC Credits	GCC Changes Effective May 1, 2017
• Violent offenders serving determinate sentences or indeterminate life sentences	0 to 15%	20%
• Nonviolent second- and third-strikers	0 to 33.3%	33.3%
• Day-for-day offenders	50%	50%
• Offenders with violent offenses serving in fire camps	15%	50%
• Day-for-day minimum-custody offenders • Nonviolent offenders serving in fire camps	33.3% to 66.6%	66.6%

Educational Merit Credits

Starting on August 1, 2017, Educational Merit Credits will recognize the achievements of inmates who earn a high school diploma or GED, higher education degrees, and the offender mentor certification program available at several adult institutions. This one-time credit may be

awarded for each level of educational achievement earned during the inmate's term. At least 50 percent of the credit toward a college-level degree must be earned from a regionally accredited institution while an inmate is in prison on his or her current term. Because it can take years to earn an educational degree, inmates who achieve that goal will be given 3 to 6 months of credit, which will be applied retroactively if the degree has been completed during the inmate's current term of incarceration.

Milestone Credits

As an offender progresses through the various rehabilitative programs, the department notes the inmate has completed certain components or "milestones," with varying amounts of credits awarded upon final program completion. The milestone credit eligibility process was originally established to incentivize inmates to obtain educational and vocational experience to ultimately promote successful reintegration into communities upon release. These credits can reduce the amount of time the offender spends in prison. Following the passage of Proposition 57, several changes are in process that will enhance and expand these milestone credits.

To improve the benefits of milestone credits, effective August 1, 2017, the milestone credit-earning eligibility categories were expanded and credit-earning capacities were increased. Credit-earning categories were modified to enable credit-earning by violent offenders, indeterminate sentence offenders, and offenders serving life-term sentences. Offenders now can earn up to 12 weeks of credits in a 12-month consecutive period; prior to August 1, 2017, offenders could earn a maximum of 6 weeks of credits in a 12-month consecutive period. Nonviolent offenders housed at fire conservation camps became eligible for greater credit-earning capacity, up to day-for-day credit. Appendix G provides a complete milestone completion credit schedule.

Internet Protocol Television Integration: DRP TV

In order to enhance and increase access to rehabilitative programming opportunities, the department has initiated the Internet Protocol Television Integration (IPTVI) project, or DRP TV. DRP TV is a streaming network that delivers secure educational and rehabilitative television programming to inmates, with opportunities to stream in classrooms, dayrooms, and within inmates' cells depending, among other factors, on the infrastructure capabilities at each of the 35 adult institutions.

As of August 2017, the Office of Correctional Education offers three eLearning courses for inmates, via blended learning at all 35 institutions. The courses include video on the DRP Televisions, DVD or the Closed Circuit TV Systems and correspondence coursework. Some of the courses included on specific channels include:

- 1) Employment Channel – “Career Resources” is a self-identification course that leads incarcerated students through questionnaires and interest identifiers that will help students define their primary and secondary areas of interest based on their skills and interest. Once identified, students are exposed to the different occupations related to their interests by job zones. This is to help students focus on realistic career opportunities as they are released.
- 2) Freedom Channel – “Preparing for Success After Prison” was developed in partnership with Michael Santos, a former inmate who found success after prison. He earned several degrees while incarcerated and developed “The Straight-A Guide” to help other inmates find success as well. Mr. Santos has also included recordings of his podcast, where he interviews former inmates who also were able to lead productive lives after incarceration. The Office of Correctional Education hopes that inmates will prefer learning about this topic from former inmates who have shared similar experiences.
- 3) Wellness Channel – “The Human Condition” responds to the growing public demand for information about health and health care issues. It addresses their pointed questions about health care and insurance costs and practices, and it gives learners practical tools for protecting and maintaining their health, and tips for controlling the cost of care.

As of June 30, 2018, there were nearly 2,200 offenders enrolled in these voluntary eLearning courses delivered via DRP-TV and approximately 600 milestones have been awarded related to DRP-TV content at CDCR institutions. Although DRP-TV continues to expand into different areas, all institutions now have rehabilitative television access in classrooms, dayrooms, and cells, if available. DRP continues to trouble-shoot CCTV issues and to provide expansion equipment to reach more end-points for offenders. Anywhere DRP-TV exists, offenders are co-enrolled with a VEP instructor, and all DRP-TV classes developed and implemented would be available. DRP will continue to develop and provide DRP-TV and eLearning content throughout fiscal year 2018-19. The use of DRP TV should continue to improve dissemination of important information to the inmate population and is expected to enhance access to rehabilitative programming. The Board commends the department for these efforts and will continue to monitor and report on the progress.

Measure Progress: Ensure Program Accountability

The department’s goal is to ensure that offenders identified as having moderate to high risk and needs receive evidence-based programming consistent with their criminogenic needs prior to release.

California Identification Card Project

The California Identification Card program (CAL-ID) was implemented to assist eligible offenders in obtaining State-issued identification (ID) cards to satisfy federal requirements for employment documentation. On July 1, 2015, the department entered into an interagency agreement with the Department of Motor Vehicles (DMV) in order to fulfill this task. The agreement expanded the CAL-ID Program to all 35 CDCR institutions. The department is working with the DMV, so a DMV-eligible camera can be provided inside institutions to use in obtaining photographs of inmates who have been incarcerated for more than ten years. This would potentially increase the number of eligible participants for the CAL-ID program.

The divisions of rehabilitative programs implemented the Automated Reentry Management System (ARMS) to provide real-time data to inform program quality reviews to department staff and stakeholders. These ARMS reports provide operational information that aims to give correctional counselors the necessary information to provide timely reentry identification services, including CAL-ID. The division of rehabilitative programs tracks the status of California ID card applications and ID cards. If an inmate is transferred to another institution prior to receiving their ID card, department staff will update the inmates CAL ID status in the ARMS and inform staff at the receiving institution of the status. The division of rehabilitative programs staff at the transferring and receiving institutions work in collaboration to ensure the ID card is appropriately handled and given to the inmate upon release.

A memorandum was issued in May 2018 to identify department procedures for forwarding of the ID cards by institutional staff to parole units. If an inmate has been released to parole prior to his ID card being received by the institution, a division of rehabilitative staff Parole Services Associate (PSA) will forward the ID card to the respective parole unit. Upon receipt of the ID card, the parole office staff confirms with the institution its receipt of the card and issuance to the inmate. This allows department staff to ensure that the ID cards are being delivered to paroled individuals.

For the period of July 1, 2017, to June 30, 2018, of the total number of offenders released, there were 11,924 applications that were sent to the DMV for processing (indicating that both the offender was interested and eligible in receiving a California ID), and for this group of offenders, the DMV approved and issued 9,525. Of those issued, 8,057 inmates were released with an ID (85 percent of approved applications); this is an increase of 2,290 inmates and a 9 percent increase in approved applications. These figures may fluctuate slightly as the division of rehabilitative programs continues to audit year-end reports related to the issuance of California IDs.

Pre-Parole Process Benefits Program

The Division of Adult Parole Operations Transitional Case Management Program (TCMP) provides pre-release benefit assistance to all eligible inmates releasing to Parole or Post Release Community Supervision (PRCS) 120 days or less, prior to release from prison. TCMP benefit workers provide Medi-Cal, Social Security Administration (SSA) and Veterans Administration (VA) benefit application assistance.

Assigned Benefit Workers

Benefit workers are assigned to all CDCR adult institutions, Modified Community Correctional Facilities (MCCF) and CDCR Fire Camps. TCMP benefit workers also provide services for any referral received from Atascadero, Coalinga and Patton State Hospital. Benefit workers work a full-time schedule at their assigned institution. Their full-time duties are to provide assistance with the benefit application process. The University of California, San Diego (UCSD) currently has 66 benefit workers and is in the process of hiring four additional benefit worker for California Correctional Center, North Kern State Prison, Sierra Conservation Center, and California Substance Abuse Treatment Facility and State Prison, Corcoran, respectively. The tables below indicate TCMP staffing by facility.

Institution	Benefit Staff
ASP	2
CAC	1
CAL	1
CCC	1
CCI	1
CCWF	2
CEN	1
CHCF	3
CIM	4
CIW	2
CMC	2
CMF	2
Community Benefit Worker	1

Institution	Benefit Staff
COR	1
CRC	2
CTF	2
CVSP	1
DVI	2
FSP/FWF	2
HDSP	1
ISP	1
KVSP	1
LAC	1
MCSP	2
NKSP	1
Northern Fire Camps	1

Institution	Benefit Staff
PBSP	1
PVSP	2
RJD	2
SAC	1
SATF	2
SCC	1
SOL	2
SQ	2
SVSP	2
VSP	2
WSP	3
Southern Fire Camps	1
Strike Team	4

Benefit Outcomes and TCMP Dispositions

The Division of Adult Parole Operations continues to strengthen its relationship with all counties through its continued participation in quarterly meetings with Department of Health Care

Services (DHCS) and counties to address any specific issues the counties may be experiencing in facilitating the application review process. CDCR continues to maintain its Data Sharing Agreement with the DHCS. This agreement allows both departments to continue tracking and exchanging the Medi-Cal application status for inmates serviced through the TCMP. This data sharing has assisted CDCR to more accurately report information related to the high number of “pending” benefit application outcomes. As a result, the “pending” benefit application outcome numbers have been significantly reduced. CDCR is dependent upon the 58 counties to assist in completing the benefit application process timely and returning the approval or denied documentation to each prison, prior to the inmate’s release. The Division of Adult Parole Operations is also working with counties to develop processes for sharing benefit application status information for inmates releasing to Post Release Community Supervision.

CDCR is currently screening nearly 100 percent of all inmates for benefit eligibility, and is providing benefit assistance services to 79.0 percent of the inmate population prior to release, as shown on the next page in Table 19. Additionally, Table 19 shows the Transitional Case Management Program identified 4.6 percent of the inmate population as having access to other insurance, 4.8 percent as ineligible, and 2.9 percent refused transitional services, for a total of 91.3 percent.

As shown in Table 18 below, the number of benefit applications, as reported by the Division of Adult Parole Operations Transitional Case Management Program, increased by 19.3 percent for the Social Security Administration/Supplemental Security Income (SSA/SSI), increased by 11.0 percent for Medi-Cal, and decreased by 4.3 percent for the federal Department of Veterans Affairs (VA), in relation to the past fiscal year.

Table 18: Benefit Application Submissions During FY 2016-17 and FY 2017–18

Benefit Type	Total Submissions FY 2016-17	Total Submissions FY 2017-18	Change in Total Submissions	Change as a % of Total Submissions
SSA/SSI	3,611	4,308	+697	+19.3%
Medi-Cal	27,000	29,975	+2,975	+11.0%
VA	399	382	-17	-4.3%

The Board is interested in obtaining and reviewing the benefit applications outcomes – the actual number of benefit approvals for released offenders from the applications submitted for each benefit type listed above in Table 18 – SSA/SSI, Medi-Cal, and the VA. For instance, unaudited figures from Fiscal Year 2016-17, included in the September 2017 C-ROB report, showed an approval rate of only 31 percent for SSA/SSI and 17 percent for VA. The reasons for the significant decreases in approved VA applications and low approval rates for SSA/SSI application benefit outcomes was unknown. To obtain this data moving forward, there must be an exchange of information and partnerships established between the department, the Social

Security Administration, and Department of Veteran Affairs. The goal in obtaining this data is to assist in identifying strategies to better link released offenders to the various services available.

Table 19: Statewide Inmate Releases and TCMP Service Dispositions FY 2017–18

	Jul-Sep 2017		Oct-Dec 2017		Jan-Mar 2018		Apr-Jun 2018	
Total Inmate Releases	9,517		9,930		9,334		9,246	
Percent Screened	99.8%		99.9%		99.6%		99.9%	
	No.	%	No.	%	No.	%	No.	%
Submitted Applications	7,554	79.4	7,986	80.4	7,317	78.4	7,304	79.0
Access to Other Insurance	430	4.5	409	4.1	438	4.7	426	4.6
Ineligible (i.e., Holds)	497	5.2	529	5.3	545	5.8	440	4.8
Unavailable: Fire Camps	19	0.2	41	0.4	12	0.1	2	0.1
Unavailable: Late Referrals	276	2.9	331	3.3	328	3.5	245	2.6
Unavailable: Out to Court/Medical	145	1.5	228	2.3	180	1.9	145	1.6
Unavailable: Reentry Programs	274	2.9	141	1.4	181	2.0	368	4.0
County Inmate	-	-	-	-	28	0.3	42	0.4
Refused Services	298	3.1	259	2.6	266	2.9	267	2.9
Unknown (Improvement Area)	24	0.3	6	0.1	39	0.4	7	0.1

Table 20: Benefit Applications Outcomes FY 2017–18

Benefit	Status	Jul-Sep 2017	Oct-Dec 2017	Jan-Mar 2018	Apr-Jun 2018
SSA/SSI	Submissions	1,102	1,124	1,062	1,020
	Pending	595	592	561	569
	Approved	300	313	306	284
	Denied	207	219	195	167
Medi-Cal	Submissions	7,506	7,927	7,273	7,269
	Pending	1,000	930	998	868
	Approved	6,486	6,978	6,259	6,384
	Denied	20	19	16	17
VA	Submissions	103	108	81	90
	Pending	45	45	35	38
	Approved	29	36	23	30
	Denied	29	27	23	22

Table 21: Mental Health Subsets of Statewide Inmate Releases and TCMP Service Dispositions FY 2017–18

		Jul-Sep 2017		Oct-Dec 2017		Jan-Mar 2018		Apr-Jun 2018	
EOP	Total Inmate Releases	310		343		364		355	
	Percent Screened	100%		100%		100%		100%	
		No.	%	No.	%	No.	%	No.	%
	Submitted Applications	267	86.1	307	89.5	294	80.8	309	87.0
	Access to Other Insurance	4	1.3	4	1.2	8	2.2	2	0.6
	Ineligible (i.e., Holds)	15	4.8	16	4.7	25	6.9	18	5.1
	Unavailable: Fire Camps	-	-	-	-	-	-	-	-
	Unavailable: Late Referrals	5	1.6	3	0.9	7	1.9	6	1.7
	Unavailable: Out to Court/Medical	2	0.6	2	0.6	14	3.8	2	0.6
	Unavailable: Reentry Programs	2	0.6	1	0.3	-	-	4	1.1
	Refused Services	15	4.8	10	2.9	16	4.4	14	3.9
	Unknown	-	-	-	-	-	-	-	-
CCCMS	Total Inmate Releases	1,763		1,969		1,859		1,864	
	Percent Screened	99.8%		99.9%		99.9%		99.9%	
		No.	%	No.	%	No.	%	No.	%
	Submitted Applications	1,488	84.4	1,653	84.0	1,555	83.6	1,547	83.0
	Access to Other Insurance	80	4.5	88	4.5	90	4.8	91	4.9
	Ineligible (i.e., Holds)	62	3.5	75	3.8	65	3.5	55	3.0
	Unavailable: Fire Camps	-	-	-	-	-	-	-	-
	Unavailable: Late Referrals	35	2.0	50	2.5	48	2.6	37	2.0
	Unavailable: Out to Court/Medical	24	1.4	52	2.6	28	1.5	31	1.7
	Unavailable: Reentry Programs	26	1.5	12	0.6	29	1.6	61	3.3
	Refused Services	43	2.4	37	1.9	42	2.3	41	2.2
	Unknown	5	0.3	2	0.1	2	0.1	1	0.1
Non-EOP/ Non-CCCMS	Total Inmate Releases	7,444		7,618		7,111		7,027	
	Percent Screened	99.7%		100%		99.5%		99.9%	
		No.	%	No.	%	No.	%	No.	%
	Submitted Applications	5,799	77.9	6,026	79.1	5,468	76.9	5,448	77.5
	Access to Other Insurance	346	4.6	317	4.2	340	4.8	333	4.7
	Ineligible (i.e., Holds)	420	5.6	438	5.7	455	6.4	367	5.2
	Unavailable: Fire Camps	19	0.3	41	0.5	12	0.2	2	0.1
	Unavailable: Late Referrals	236	3.2	278	3.6	273	3.8	202	2.9

	Unavailable: Out to Court/Medical	119	1.6	174	2.3	138	1.9	112	1.6
	Unavailable: Reentry Programs	246	3.3	128	1.7	152	2.1	303	4.3
	County Inmate	-	-	-	-	28	0.3	42	0.5
	Refused Services	240	3.2	212	2.8	208	2.9	212	3.0
	Unknown	19	0.3	4	0.1	37	0.5	6	0.1

Table 22: Benefit Applications Outcomes Mental Health Population FY 2017–18

	Benefit Type	Status	Jul-Sep 2017	Oct-Dec 2017	Jan-Mar 2018	Apr-Jun 2018
EOP	SSA/SSI	Submissions	224	251	251	248
		Pending	137	140	152	157
		Approved	37	38	39	35
		Denied	50	73	60	56
	Medi-Cal	Submissions	263	305	283	308
		Pending	30	46	43	37
		Approved	233	258	239	270
		Denied	-	1	1	1
	VA	Submissions	-	-	-	-
		Pending	-	-	-	-
		Approved	-	-	-	-
		Denied	-	-	-	-
CCCMS	SSA/SSI	Submissions	416	413	410	352
		Pending	226	222	222	206
		Approved	100	107	109	90
		Denied	90	84	79	56
	Medi-Cal	Submissions	1,464	1,626	1,543	1,529
		Pending	193	168	188	147
		Approved	1,270	1,455	1,354	1,381
		Denied	1	3	1	1
	VA	Submissions	31	32	17	28
		Pending	12	12	8	13
		Approved	13	9	3	6
		Denied	6	11	6	9
Non-EOP/ Non-CCCMS	SSA/SSI	Submissions	462	460	401	420
		Pending	232	230	187	206
		Approved	163	168	158	159
		Denied	67	62	56	55
	Medi-Cal	Submissions	5,779	5,996	5,447	5,432
		Pending	777	716	767	684
		Approved	4,983	5,265	4,666	4,733
		Denied	19	15	14	15

	VA	Submissions	72	76	64	62
		Pending	33	33	27	25
		Approved	16	27	20	24
		Denied	23	16	17	13

Reintegrate

Community Programs for Parolees

The *Blueprint* identified capacity benchmarks by type that the department intended to meet in order to accommodate the parolee needs. The following table identifies the number of parolees identified for each program type shown in the *Blueprint* and the number of parolees served as reported by the department.

Table 23: Community Programs for Parolees Available During June 2017 and June 2018

Post-Release: Adult Rehabilitative Programs	June 2017 Annual Capacity	June 2018 Annual Capacity
Education Programs	6,999	7,841
Employment Programs	5,940	6,162
Substance Abuse Treatment	8,926	9,975
Total Annual Capacity	21,865	23,978

Community and reentry programs expanded education to parolees by increasing the number of day reporting centers (DRCs) across the state, thereby increasing job readiness and employment skills services. There are 25 computer literacy learning centers statewide providing education services to improve literacy and life skills. There are 24 day reporting centers (DRCs) and community-based coalitions (CBCs) operating statewide. Parolees enrolled in the DRCs and the CBCs receive programming in both education and employment. In addition to the DRCs and CBCs there are eight parolee service centers (PSC) providing employment programming. The number of employment slots decreased slightly due to a loss in the number of PSC facilities. Substance abuse programs include both treatment and education specifically there are 5,206 substance abuse treatment slots and 3,720 substance abuse education slots available statewide. The increase in substance abuse treatment programming is due to the six Male Community Reentry Programs (MCRPs) statewide.

Additionally, the department is in the process of developing a tracking mechanism to identify the percentages of first-year parolees who have participated in community-based programming based on their assessed needs. In the interim, the department has provided data identifying the

number of parolees released who were in the target population and participated in a rehabilitative program consistent with their employment, education, or substance abuse needs within their first year of release. In order to meet the parolees' expanding population, the substance use disorder treatment program must equally expand with additional new contracts.

Table 24: Total Number of Offenders Who Completed at Least One Year of Parole Supervision, with a High/Moderate CSRA Score, as of June 30, 2018

Parolees-Type of Criminogenic Risk and Need	Total Number of Offenders Released
Parolees released with a moderate-to-high CSRA score	10,131
Parolees released with a moderate-to-high CSRA score and a reentry COMPAS	9,772
Parolees released with a moderate-to-high CSRA score and at least one medium-to-high COMPAS reentry need	8,865

In Fiscal Year 2017–18, the department identified 10,131 offenders released with a moderate to high risk according to the California Static Risk Assessment (CSRA), and at least one medium-to-high need, as identified by the Correctional Offender Management Profiling for Alternative Sanctions (COMPAS) Reentry assessment tool.

The following table provided by CDCR identifies data from July 1, 2017 to June 30, 2018, for parolees who participated in a rehabilitative program consistent with their employment, education, or substance abuse needs.

Table 25: Total Number of Offenders Who Completed at Least One Year of Parole Supervision, with a High/Moderate CSRA Score, as of June 30, 2018

Individual Need (Offenders may be in multiple categories)	Total Number of Offenders By Need	Parolees with a Risk and Need Who Participated in Programming Consistent with Their Needs	Parolees with a Need Who Did <u>Not</u> Participate in Programming Consistent with Their Needs
Employment Need	5,824	3,324	2,500
Education Need	5,075	2,802	2,273
Substance Abuse Need	5,215	3,091	2,124
All Other Programs	8,865	770	8,095
Total percentage of offenders with at least one need who participated in at least one program consistent with their risk and need.			59.6%
Total percentage of offenders with a risk and need who participated in a program			70.0%

As mentioned previously, the department is in the process of completing the SOMS case plan module, which is an individual customized service plan for each offender that CDCR staff can access. The printouts from the system will allow MCRPs, probation, and parole offices to have better access to information regarding the inmates while they are within any of the adult institutions, allowing staff to better cater to specific inmate risks and needs. This new development is expected to be a large step toward better reintegrating offenders into alternative custody, and eventually the community. In order to better enhance the benefits of this program, consideration should be given to sharing the individualized case plans with an entity such as the Board of State and Community Corrections (BSCC) for dissemination to county public safety entities, which play a key role in the successful reintegration of offenders into their communities.

Follow-Up

Program outcomes are closely monitored to determine the effectiveness of the department's rehabilitation programs. Key performance indicators include program enrollment, attendance, and completion rates, as well as regression, which the department currently has available only for substance use disorder programs but anticipates eventually being available for education and other programs in future reports. Key performance indicators are reviewed monthly by executive staff, and results are shared with wardens and institutional program staff. Quarterly meetings are conducted with institution staff to discuss performance in all of these areas. Significant improvements have been made as a result of the focus on performance measures, especially in college course availability and degree completions.

The Board would like to see information gathered before the inmate enters a program, and at minimum, each correctional program should collect individual data on each correctional client referred to a program. The data collected should include:

- Pre- and post- program risk assessment scores that include dynamic risk
- demographic information including age, ethnicity, and gender
- educational level
- prior criminal history
- prior substance abuse history
- prior treatment programs
- times/hours attended program
- absences (excused or not)
- start date/ date of graduation from the program, and
- program completion or reason for dropout

The Board would like to reiterate the importance to measure program outcomes. These outcomes should include institutional behavior, recidivism, and other measurable goals such as current housing situation, employment, income, transportation, prosocial support, substance abuse, and educational attainment.

Data Solutions

The department implemented a SOMS case plan functionality of recommended and current/completed rehabilitative programs timelines in September 2016. This data solution, the Rehabilitative Case Plan (RCP), provides a printed case plan that would reflect what the inmate has accomplished, including any certificates received from vocational courses, as well as assessed risk and criminogenic needs.

Correctional Counselors (CCs) and other in-prison program staff are using the RCP as a tool to assist with determining offenders assessed needs for possible program placement into various rehabilitative programs prior to offender's committee actions. Additionally, the MCRPs provide the RCP to the appropriate stakeholders to assist in developing a participant's Individual Reentry Plan (IRP) while at the MCRP.

For informational purposes on an offender's prior in-prison plan and program accomplishments, the RCP is also included in all Post Release Community Supervision (PRCS) packets. To help ensure that the RCP is included in these packets, it is on the PRCS checklist as an item provided by case records staff. The department is in the process of including the RCP in the DAPO parole packets; currently DAPO agents have access to SOMS and can use the system remotely to review the RCP while an offender is still in prison. In order to ensure the relevant information on the RPS is still available should a hard-copy RPS not be received, SOMS end users can still access a summary of the offender's educational history, course transcripts, test scores, previous programming, and job assignments, any achievements earned, certificates or diplomas awarded, and a summary of any institutional work skills.

CONCLUSION

The California Rehabilitation Oversight Board's (C-ROB) nineteenth report includes its rehabilitation monitoring efforts with the ongoing fieldwork performed by the Office of the Inspector General's (OIG) *Blueprint* monitoring team. C-ROB staff and the *Blueprint* monitoring team visited all 35 adult institutions from December 2017 through February 2018, and again from June 2018 through August 2018.

Institution site visits this reporting period included increases in volunteer programs, credit-earning opportunities, and the expansion of face-to-face college programs in all 35 institutions. The Board commends the department for increasing its rehabilitative program capacity. Innovative grant funding for three year support has expanded volunteer-led rehabilitative programming, and the department has provided additional support staff to assist with programming coordination.

The number and percentage of parolees completing reentry COMPAS assessments increased by 25 percent with 95 percent (41,302 of 43,688) of the parole population completing it during Fiscal Year 2017-18, which is another positive step by the department.

However, the number of inmates initially enrolled in substance use disorder treatment and actually completing the program, has remained just below 50 percent for the past two fiscal years (49.5 percent in FY 2017-18). Also, the aftercare substance use disorder treatment completion rate for parolees remained constant at only 29 percent for the past two fiscal years. Both of these figures act as a red flag to effective reentry efforts and recidivism reduction strategies. Program exits occur due to transfers, refusal to attend the program once assigned, behavioral issues necessitating removal from treatment, or other issues preventing an inmate from attending and completing the treatment program. The Board underscores the importance of an effective substance use disorder treatment program both in-prison and community aftercare, and is hopeful the department will take measures to increase the number of completions in both areas.

Finally, as a result of program review, data analysis, and completed site visits, the Board presents the department with two formal recommendations to foster process improvements in prioritizing its rehabilitative programming and tracking of its credit earning programs and establishing an exchange of information between state, federal, and county programs in preparing offenders for reentry ensuring they have access to available benefit assistance.

BOARD RECOMMENDATIONS

The following two recommendations are presented to the department for this reporting period.

1. The Board recommends the department's Division of Rehabilitative Programs continue to work with the Division of Adult Institutions to strengthen and maximize inmate rehabilitative programming and credit earning potential. This would involve prioritizing enrollment of its highest-risk and highest-need inmates in evidence-based rehabilitation programs. Secondly ensure that inmates are able to take full advantage of available credits for rehabilitative and educational achievements to advance an inmate's release date or advance an inmate's initial parole hearing date. The department should determine if its Strategic Offender Management System (SOMS) needs process improvements to improve tracking in key areas, such as assigning inmates to available milestone and rehabilitative achievement credit programs (check for inmate scheduling conflicts) and tracking of inmate program waitlists that are currently prepared at the local institutional level.
2. The Board recommends the department, along with the assistance of C-ROB board members, determine ways to allow for an exchange of information between state, federal, and county programs to ensure released offenders have access to (and may be approved for) available benefits. This exchange may include a pilot or memorandum of understanding involving partnerships between the Social Security Administration (SSA)/Supplemental Security Income (SSI), the federal Department of Veterans Affairs (VA), County Social Services offices, County Probation departments, and the Division of Adult Parole Operations. The goal is to identify strategies to better link those formerly incarcerated to the various services available to help them become stable and self-sufficient as they reintegrate into the community.

PRIOR BOARD RECOMMENDATIONS AND THE DEPARTMENT'S PROGRESS

The following are the Board's 2017 findings and the department's progress in response to those findings regarding effectiveness of treatment efforts, rehabilitation needs of offenders, gaps in rehabilitation services, and levels of offender participation and success.

The Board recommends the department issue a training or memorandum clarifying the use of split-shift programming for milestone, educational merit, or rehabilitative achievement credit-eligible programs, allowing eligible inmates to attend all credit-earning rehabilitative programs with a flexible work schedule.

Department Response:

The Office of Correctional Education has confirmed that institutions are authorized to assign inmates to part-time work and part-time education assignments, in many work areas and in accordance with department policy, institutional need, and safety and security concerns. The Division of Rehabilitative Programs has contacted the Division of Adult Institutions to inquire about the feasibility of this alternative statewide, the limitations and the requirements, and has a meeting scheduled to discuss this option. Although the Division of Rehabilitative Programs and the Division of Adult Institutions have had a number of discussions with institutions informally to create flexibility in the half-time assignment process, the Division of Rehabilitative Programs will continue to formalize discussions on the necessity of a formal memorandum.

The Board recommends the department take the next steps to implement a data collection plan to document the effectiveness of current and future programming. At this time, the Strategic Offender Management System (SOMS) has data that includes the following for each correctional client referred to at least one program:

- Pre- and post-program risk assessment scores
- Demographic information (age, ethnicity, and gender)
- Education level
- Criminal history
- Substance abuse history
- Prior treatment programs
- Times/hours attended program
- Absences (excused or not)
- Program start and graduation date, and
- Program completion or reason for dropout

The Board would like to reiterate the importance of measuring program implementation and outcomes, and to the extent possible, longer term outcomes after offenders have been released to the community. We would like to see the department work toward cleaning the SOMS data for

program measures, such as institutional behavior, educational attainment, and individual offender progress in rehabilitation programming. Outcome measures, such as recidivism and other measurable goals, such as housing after release, employment, income, transportation, pro-social support, substance use, and educational attainment should be collected for parolees after they parole to their community.

Department Response:

Over the course of fiscal year 2017-18, the department's Division of Rehabilitative Programs, has worked collaboratively with other divisions to establish universal business and counting rules for the division's programmatic data. These rules include the key data points identified in this C-ROB recommendation, along with all other relevant data points needed to effectively measure offender and program based rehabilitative efforts. In addition, the Division of Rehabilitative Programs has worked with the University of California, Irvine, to develop new in-prison and community based Program Accountability and Fidelity based reports that will aid in fulfilling this C-ROB recommendation of developing measurable program implementation and outcomes.

As of August 1, 2018, the in-prison Program Accountability and Fidelity report has been completed and in use, and the in-prison Fidelity Tool checklist and subsequent report templates have been established and are being finalized for final reliability and validity. Community Program Accountability and Fidelity reports are on target for completion in early-2019. Upon completion of these efforts, the department plan to explore evaluation opportunities with independent third party entities to evaluate its current programming. Additional information will be forthcoming as new developments in this area occur.

In the interim, the Division of Rehabilitative Programs continues to work collaboratively with internal and external stakeholders to strengthen outcomes, specifically with employment and ultimately with income/wage based data. Over the last year, the department has integrated into the California Workforce Development Board's existing strategic plan to develop linkages and increased employment opportunities for partnering departments included in the plan. The department's "Prison to Employment" efforts are being driven through inclusion into the strategic plan and data sharing linkages are in process. The department expects, through this collaborative effort, increases in offender employment opportunities and ongoing, gainful employment by offenders.

Other outcomes such as substance use disorder treatment activity and educational attainment data are collected in the Automated Reentry Management System and measurable in future outcome based evaluations. Finally, the Division of Rehabilitative Programs is continuing its collaborative work with the Enterprise Information Services (EIS)/Computerized Statistics (COMPSTAT) in cleaning key Strategic Offender Management System (SOMS) based data to ensure data captured is valid, detailed and appropriately entered. SOMS "cleaning" efforts

continue and are part of an ongoing process improvement of the department's official system of record for institutional programs and services. Once counting rules have been finalized (anticipated for the 2018 calendar year), the Division of Rehabilitative Programs will continue its collaboration with EIS/COMPSTAT on modifications necessary to have system validations and staff training on inputs and data extracts throughout the 2018-19 fiscal year.

Recommendations from 2016

The Board recommends the department consider strategies to increase the number of program sponsors and the feasibility of contracting with non-department individuals to maximize the rehabilitative programming access and maximize budget allotments.

Department Response: The Division of Rehabilitative Programs continues to ensure that collaboration with Arts-in-Corrections and Innovative Grants remain a priority. Included in the fiscal year 2017–18 Budget Act was legislative language that allows the Division of Rehabilitative Programs to internally redirect one-time funding to support Innovative Grants for Long-Term Offenders for an additional year. Additionally, the Division of Rehabilitative Programs has continued discussions regarding the potential for other grant-like opportunities to have non-department individuals provide rehabilitative programming with a focus on sustainability following funding. Further, as the department moves forward with implementation of Proposition 57, needs related to self-help sponsors for Rehabilitative Achievement Credits will be closely monitored. The Division of Adult Institutions has also provided direction to the institutions to maximize the utilization of self-help sponsors by implementing a roving self-help sponsor when feasible.

The Board recommends the department review the milestone criteria for both TABE testing and CASAS testing to remove the negative incentive for inmates to test low and receive placement in classes inconsistent with their actual academic need.

Department Response: In response to this recommendation, the Office of Correctional Education removed the first 6 CASAS milestone completion credits from CASAS literacy and math testing for the department's adult institutions. The intent, as recommended by C-ROB, was to mitigate incentive for offenders to purposefully test low and earn milestone completion credits. Inmates are placed in classes based on the most recent TABE Reading Test score. Upon being assigned to education, additional assessments are completed and inmates are reassigned, based on written teacher request and upon administrator approval, to ensure that placement into programs is consistent with actual academic needs and based on standardized testing results.

The Board recommends the department reconsider its current close-custody policies limiting access to rehabilitative programming.

Department Response: The department concurs with this recommendation. On February 20, 2017, the department implemented new classification regulations which revised existing close custody policies. The separate Close A and Close B Custody designations have been replaced with a single level of Close Custody. Close Custody inmates may be assigned to rehabilitative programs and jobs beyond the work change area within the facility security perimeter providing them access to additional programming opportunities. All Close Custody inmates shall be counted at noon each day. Additionally, some of the minimum time requirements for Close Custody have been reduced.

APPENDICES

Appendix A—Rehabilitative Case Plan

Appendix B—In-Prison Programming Matrix

Appendix C—Academic and CTE Teacher Distribution and Budgeted Capacity


Appendix D—Grant Recipients Round I, II, III, and IV

Appendix E—Milestone Eligible Inmate Activity Groups (Rehabilitative Achievement Credit)

Appendix F—List of Institution Acronyms

Appendix G—Milestone Completion Credit Schedule (MCCS)

APPENDIX A—REHABILITATIVE CASE PLAN



Rehabilitative Case Plan

Logout

Name: [REDACTED] CDC #: [REDACTED] PID #: [REDACTED] CPED: 12/07/2021 (SUB)

Curr. Loc.: ISP-Facility A Control Date: [REDACTED] Control Date Type: ME PD

Area/Bed: [REDACTED] Housing PGM: Sensitive Needs Yard (SNY) Job Title: IAC / Inmate Advis Comm

Custody: Medium (A) (C4) Security Level: Level 3 (57) WK/PV Group: A1 / A

DOB: [REDACTED] Ethnicity: White (RE /) TABE (Read): 10.9

DDP: Adequate Cognitive Functioning (NCF) Mental Health: GP - General Population (A) DPPV: None

Date: 8/24/2018

Risk (CSRA Score): 1 (L)

TABE Reading Score: 10.9 TABE Math: 12.9

Verified GED: Y Verified HS Diploma: N

Needs (from COMPAS)

Assessment Date: 03/03/2016 Version: Core Men's v.4 Needs Assessment

Substance Abuse: 100 - High Educational Problems: 0 - Low

Criminal Personality: 0 - Low Employment Problems: 0 - Low

Anger: 0 - Low Support from Family of Origin: 0 - Low

Recommended Rehabilitative Programs Timeline

Color Legend

Current Future Recommended Program Current Recommended Program After CPED

Program Name	Program Start Date	Program End Date	2018	2019	2020	2021	2022	2023	2024	2025
Denial Management (LTOP)	08/24/2018	11/22/2018								
Employment Readiness (LTOP)	08/24/2018	12/22/2018								
Family Relationships (LTOP)	08/24/2018	11/22/2018								
Transitions	06/07/2021	07/12/2021								

Current and Completed Rehabilitative Programs Timeline

Color Legend

Current Current or Completed Program Before Start of Term

Program Name	Program Start Date	Program End Date	2011	2012	2013	2014	2015	2016	2017	2018
College (Correspondence)	01/27/2017									
Voc Computer Literacy	08/19/2015	09/08/2015								

Certificates and Diplomas

Date Completed	Certificate or Diploma Name	Program Name
06/03/2013	GED	
12/15/2017	College Diploma - Associate Degree	College (Correspondence)

Milestones

No data available.

APPENDIX B—IN-PRISON PROGRAMMING MATRIX

2018-19 DIVISION OF REHABILITATIVE PROGRAMS																		
IN-PRISON PROGRAM MATRIX (as of 8/1/18)																		
INSTITUTION	REHABILITATIVE SERVICES								LONG TERM OFFENDER PROGRAM									
			Cognitive Behavioral Treatment				Transitions		Cognitive Behavioral Treatment								Transitions	
	SUDT	Annual Capacity	CT	AM	FR	Annual Capacity	Slots	Annual Capacity	SUDT	Annual Capacity	CT	AM	FR	VI	DM	Annual Capacity	Slots	Annual Capacity
ASP	228	547	96	96	96	960			36	86	24	24	24	12	12	336		
CAC	72	173	12	12	12	120												
CAL	96	230	48	48	48	480			36	86	24	24	24	12	12	336		
CCC	96	230	48	48	48	480												
CCI	132	317	48	48	48	480			24	58	12	12	12	12	12	216		
CCWF	120	288	48	48	48	480			24	58	12	12	12	12	12	216		
CEN	96	230	48	48	48	480			24	58	12	12	12	12	12	216		
CHCF	24	58	24	24	24	240			24	58	12	12	12	12	12	216		
CIM	216	518	96	96	96	960			24	58	12	12	12	12	12	216		
CIW	144	346	36	36	48	384			12	29	12	12	12	12	12	216		
CMC	96	230	48	48	48	480			48	115	24	24	24	24	24	432		
CMF	48	115	24	24	24	240			48	115	24	24	24	12	12	336		
COR	108	259	48	48	48	480			36	86	24	24	24	12	12	336		
CRC	168	403	48	48	48	480												
CTF	120	288	48	48	48	480			60	144	24	24	24	12	12	336		
CVSP	144	346	48	48	48	480			24	58	12	12	12	12	12	216		
DVI	96	230	48	48	48	480			24	58	12	12	12	12	12	216		
FSP	108	259	48	48	48	480			48	115	24	24	24	12	12	336		
FWF	84	202	24	24	24	240												
HDSP	144	346	48	48	48	480			24	58	12	12	12	12	12	216		
ISP	96	230	48	48	48	480			24	58	12	12	12	12	12	216		
KVSP	144	346	48	48	48	480			36	86	24	24	24	12	12	336		
LAC	144	346	36	36	48	384			36	86	24	24	24	12	12	336		
MCSP	144	346	48	48	48	480			36	86	24	24	24	12	12	336		
NKSP	96	230	48	48	48	480												
PBSP	144	346	48	48	48	480			12	29	12	12	12	12	12	216		
PVSP	144	346	48	48	48	480			12	29	12	12	12	12	12	216		
RJD	96	230	48	48	48	480			36	86	24	24	24	12	12	336		
SAC	96	230	48	48	48	480			24	58	12	12	12	12	12	216		
SATF*	232	557	96	96	96	960			48	115	24	24	24	12	12	336		
SCC	120	288	48	48	48	480			12	29	12	12	12	12	12	216		
SOL	96	230	48	48	48	480			60	144	24	24	24	12	12	336		
SQ	120	288	48	48	48	480			60	144	24	24	24	12	12	336		
SVSP	144	346	48	48	48	480			36	86	24	24	24	12	12	336		
VSP	228	547	96	96	96	960			48	115	24	24	24	12	12	336		
WSP	96	230	48	48	48	480												
IN-STATE CONTRACT FACILITIES																		
FCRF	48	115	48	48	32	448	30	270										
GSMCCF	48	115	24	24	24	240	15	135										
CVMCCF	48	115	24	24	24	240	15	135										
DVMCCF	48	115	24	24	24	240	15	135										
TOTALS	4672	11213	1908	1908	1916	19096	75	675	996	2390	552	552	552	372	372	8496	0	0

*Includes 88 EOP designated programming slots

Note: Annual capacity represents the daily capacity multiplied by the average number of times the program can be completed in one year

APPENDIX C—ACADEMIC & CTE TEACHER DISTRIBUTION AND BUDGETED CAPACITY FY 2017-18

INSTITUTION	ACADEMIC EDUCATION																EDUCATION		
	GP		AP		EOP		VEP		TRANSITIONS		Total No Tester	TESTING Authorized Staff	HYSICAL E Authorized Staff	DDP/DPP Authorized Staff	Total All	Total Daily Budgeted Capacity ¹	Authorized CTE Programs	Budgeted CTE Capacity	COMP LIT
	Authorized Staff	Budgeted Capacity	Authorized Staff	Budgeted Capacity	Authorized Staff	Budgeted Capacity	Authorized Staff	Budgeted Capacity	Authorized Staff	Budgeted Capacity									
ASP	19	1026	0	0	0	0	6	720	2	96	27	2	1	0	30	1842	17	513	2
CAC	2	108	0	0	0	0	5	600	1	48	8	1	1	0	10	756	2	81	1
CAL	12	648	0	0	0	0	5	600	1	48	18	2	1	0	21	1296	9	297	2
CCC	9	486	0	0	0	0	6	720	1	48	16	2	3	0	21	1254	8	216	0
CCI	12	648	0	0	0	0	6	720	2	96	20	2	2	0	24	1464	12	324	0
CCWF	9	486	0	0	2	30	5	600	2	96	18	2	1	2	23	1212	8	243	1
CEN	13	702	0	0	0	0	6	720	1	48	20	2	1	0	23	1470	12	324	0
CHCF	1	54	0	0	1	15	4	480	1	48	7	2	1	1	11	597	2	108	2
CIM	15	810	0	0	0	0	6	720	2	96	23	2	1	2	28	1626	14	405	1
CIW	5	270	0	0	1	15	5	600	1	48	12	2	2	0	16	933	5	135	0
CMC	12	648	0	0	2	30	10	1200	2	96	26	3	2	2	33	1974	12	351	1
CMF	3	162	0	0	2	30	4	480	1	48	10	1	1	3	15	720	3	108	1
COR	8	432	3	162	2	30	8	960	1	48	22	2	1	0	25	1632	7	189	0
CRC	9	486	0	0	0	0	6	720	3	144	18	2	1	0	21	1350	9	270	1
CTF	21	1134	0	0	0	0	8	960	3	144	32	3	3	0	38	2238	16	486	2
CVSP	10	540	0	0	0	0	4	480	1	48	15	2	1	0	18	1068	15	432	1
DVI	1	54	0	0	0	0	4	480	1	48	6	3	1	0	10	582	4	108	0
FSP	9	486	0	0	0	0	6	720	1	48	16	2	1	0	19	1254	12	351	1
FWF	2	108	0	0	0	0	1	120	1	48	4	0	0	0	4	276	2	81	1
HDSP	4	216	3	162	0	0	5	600	2	96	14	2	1	1	18	1074	8	324	4
ISP	12	648	0	0	0	0	9	1080	2	96	23	2	1	0	26	1824	15	432	1
KVSP	11	594	0	0	1	15	9	1080	1	48	22	2	1	0	25	1737	10	270	0
LAC	6	324	0	0	1	15	6	720	1	48	14	2	1	0	17	1107	7	189	0
MCSP	16	864	0	0	3	45	8	960	2	96	29	2	2	1	34	1965	10	270	0
NKSP	1	54	0	0	0	0	5	600	1	48	7	4	1	0	12	702	2	54	0
PBSP	3	162	1	54	0	0	9	1080	1	48	14	2	1	0	17	1344	4	135	1
PVSP	12	648	0	0	0	0	6	720	2	96	20	2	1	0	23	1464	10	270	0
RJD	11	594	0	0	3	45	9	1080	1	48	24	2	1	1	28	1767	9	270	1
SAC	5	270	0	0	2	30	6	720	1	48	14	1	1	1	17	1068	5	162	1
SATF	16	864	0	0	2	30	13	1560	3	144	34	3	2	5	44	2598	16	459	1
SCC	3	162	0	0	0	0	11	1320	1	48	15	2	3	0	20	1530	7	189	0
SOL	14	756	0	0	0	0	4	480	2	96	20	2	2	0	24	1332	8	216	0
SQ	5	270	0	0	0	0	7	840	1	48	13	3	1	0	17	1158	5	162	1
SVSP	9	486	0	0	2	30	6	720	1	48	18	2	1	1	22	1284	5	135	0
VSP	9	486	0	0	1	15	7	840	2	96	19	2	1	0	22	1437	12	351	1
WSP	0	0	0	0	0	0	4	480	1	48	5	4	1	0	10	528	2	54	0
TOTALS	309	16,686	7	378	25	375	229	27,480	53	2,544	623	76	47	20	766	47,463	304	8,964	
1/ Total GP, AP, EOP, VEP, Transitions											GRAND TOTAL PY's					1,070			
											GRAND TOTAL BUDGETED CAPACITY					56,427			

APPENDIX D—GRANT RECIPIENTS ROUND I, II, III, AND IV

Institution	FILTER	Round One Grants	Round Two Grants	Round Three Grant Awards		Round Four Grant Awards
		Yearly Schedule (16 Month Term) - \$2.5M	Yearly Schedule (16 Month Term) \$3.0M	Yearly Schedule (3, 12-Month Terms) - \$3M/term	Yearly Schedule (2, 16-month Terms) - \$5.5M/term	Yearly Schedule (3, 12-Month Terms) - \$1M/term
		4/15/2016 - 6/30/2016	3/2016 - 6/2017	3/2017 - 2/2018	3/2017 - 6/2018 (Original)	3/2018 - 5/2019
				3/2018 - 2/2019	7/2018 - 10/2019 (Ext Yr)	6/2019 - 5/2020
				3/2019 - 2/2020		6/2020 - 5/2021
		Innovative Programming	Innovative Programming	Innovative Programming	Long-Term Programming	Reception Center Grants
Avenal State Prison	ASP	1. International Bodhisattva Sangha	1. The Actors' Gang Prison Project	1. Insight Garden Program	1. GOGI (In Cell Anger Management)	
	ASP	2. GRIP	2. Center for Council	2. Project Avary	2. GRIP	
	ASP		3. Freedom Through Ed Campus			
California City Correctional Center	CAC		1. Defy Ventures, Inc.	1. Center for Council		
	CAC		2. The Place4Grace	2. GOGI (Peer Mentor)		
	CAC		3. Catalyst Foundation			
California Correctional Center	CCC			1. Root & Rebound		
	CCC			2. Get on the Bus Program		
California Correctional Institution	CCI	1. GOGI (In Cell)	1. Center for Council	1. Catalyst Foundation	1. GOGI (In Cell Anger Management)	
	CCI	2. GOGI (Spanish In Cell)	2. The Place4Grace			
	CCI		3. The Lionheart Foundation			
California Health Care Facility	CHCF	1. International Bodhisattva Sangha	1. Insight Garden Program	1. Center for Council	1. GOGI (In Cell Anger Management)	
	CHCF	2. Canine Comp for Independence	2. Yard time Literary Program	2. GOGI (Peer Mentor)	2. IMPACT/CARE	
	CHCF	3. Yard time Literary Program				
California Institution for Men	CIM				1. Catalyst Foundation	
	CIM				2. Moving Beyond Violence	
	CIM				3. The Place4Grace	
California Institution for Women	CIW				1. The Last Mile	
	CIW				2. Moving Beyond Violence	
	CIW				3. Freedom to Choose Foundation	
	CIW				4. The Place4Grace	
California Medical Facility	CMF	1. IMPACT			1. Self Awareness and Recovery	
	CMF	2. Insight Garden Program			2. The Place4Grace	
	CMF				3. Yard time Literary Program	
California Men's Colony	CMC				1. Center for Council	
	CMC				2. Prison of Peace	
California Rehabilitation Center	CRC					
California State Prison Corcoran	COR	1. ARC/PUP College Program	1. GOGI (EOP)	1. Anti-Recidivism Coalition	1. Center for Council	
	COR	2. Alternatives to Violence	2. The Lionheart Foundation (SHU)	2. Moving Beyond Violence	2. GOGI (In Cell Anger Management)	
	COR		3. Buddhist Pathways Prison Project (EOP)		3. Prison of Peace	
California State Prison Los Angeles County	LAC	1. Community-Based Arts Program	1. Defy Ventures, Inc.	1. Karma Rescue	1. Youth Law Center	
	LAC	2. Insight Garden Program	2. Insight Garden Program	2. Buddhist Pathways Prison Project		
	LAC		3. Catalyst Program			
California State Prison Sacramento	SAC			1. IMPACT/CARE	1. GOGI (In Cell Anger Management)	
	SAC			2. The Place4Grace	2. The Lionheart Foundation	
	SAC			3. Buddhist Pathways Prison Project	3. Insight Prison Project (Apology Project)	
California State Prison Solano	SOL					
California Substance Abuse Treatment Facility	SATF	1. Center for Council			1. GOGI (In Cell Anger Management)	
	SATF	2. ARC/PUP College Program			2. Get on the Bus Program	
Calipatria State Prison	CAL				1. Anti-Recidivism Coalition	
	CAL				2. The Place4Grace	
	CAL				3. Giving Life Back to Lifers	
	CAL				4. Mothers with a Message	
	CAL				5. Prison Education Project	

Appendix D—Grant Recipients Round I, II, III and IV (Continued)

Institution	FILTER	Round One Grants	Round Two Grants	Round Three Grant Awards		Round Four Grant Awards
		Yearly Schedule (16 Month Term) - \$2.5M	Yearly Schedule (16 Month Term) \$3.0M	Yearly Schedule (3, 12-Month Terms) - \$3M/term	Yearly Schedule (2, 16-month Terms) - \$5.5M/term	Yearly Schedule (3, 12-Month Terms) - \$1M/term
		4/15/2016 - 6/30/2016	3/2016 - 6/2017	3/2017 - 2/2018	3/2017 - 6/2018 (Original)	3/2018 - 5/2019
				3/2018 - 2/2019	7/2018 - 10/2019 (Ext Yr)	6/2019 - 5/2020
				3/2019 - 2/2020		6/2020 - 5/2021
		Innovative Programming	Innovative Programming	Innovative Programming	Long-Term Programming	Reception Center Grants
Centinela State Prison	CEN				1. The Old Globe – Reflecting Shakespeare	
	CEN				2. Anti-Recidivism Coalition	
	CEN				3. Giving Life Back to Lifers	
	CEN				4. Mothers with a Message	
Central California Women's Facility	CCWF				1. The Actors' Gang Prison Project	1. Options Recovery Services
	CCWF				2. Healing Trauma	
	CCWF				3. IMPACT/CARE	
	CCWF				4. Insight Garden Program	
	CCWF				5. Yard time Literary Program	
Chuckawalla Valley State Prison	CVSP	1. Alternatives to Violence	1. The Last Mile	1. GOGI (Peer Mentor)	1. Prison of Peace	
	CVSP	2. The Place4Grace	2. Insight Prison Project (VOEG)		2. Community-Based Art Program	
	CVSP	3. Insight Prison Project (VOEG)				
Correctional Training Facility	CTF			1. Defy Ventures, Inc.		
	CTF			2. GRIP		
	CTF			3. Project Avary		
	CTF			4. Insight Prison Project (VOEG)		
Deuel Vocational Institution	DVI	1. International Bodhisattva Sangha	1. GRIP	1. Insight Prison Project (VOEG)	1. Center for Council	1. In-Cell / In-Dorm
	DVI	2. Yard time Literary Program	2. Veterans Healing Veterans from the Inside Out			2. Options Recovery Services
Folsom State Prison	FSP					
Folsom Women's Facility	FWF		1. The Last Mile	1. Marin Shakespeare Company		
	FWF		2. Marin Shakespeare Company	2. Insight Garden Program		
	FWF			3. Yard time Literary Program		
High Desert State Prison	HDSP	1. Alternatives to Violence	1. Alternatives to Violence	1. The Place4Grace – Camp Grace	1. Center for Council	
	HDSP	2. The Place4Grace	2. Get on the Bus Program	2. GOGI (Peer Mentor)	2. GOGI (Anger Management)	
	HDSP	3. Jesuit Restorative Justice Initiative	3. Buddhist Pathways Prison Project			
Ironwood State Prison	ISP	1. The Actors' Gang Prison Project			1. Anti-Recidivism Coalition	
	ISP	2. The Last Mile			2. Prison of Peace	
	ISP	3. The Place4Grace			3. Community-Based Art Program	
	ISP	4. Insight Prison Project (VOEG)			4. Youth Law Center	
Kern Valley State Prison	KVSP	1. GOGI (In-Cell)	1. The Actors' Gang Prison Project	1. Anti-Recidivism Coalition	1. Catalyst Foundation	
	KVSP		2. The Place4Grace	2. The Actors' Gang Prison Project	2. GOGI (In Cell Anger Management)	
	KVSP					
Mule Creek State Prison	MCSP	1. IMPACT	1. Alternatives to Violence	1. Alternatives to Violence	1. IMPACT/CARE	
	MCSP	2. International Bodhisattva Sangha	2. CARE Accountability Program	2. Center for Council	2. Lionheart Foundation	
	MCSP	3. GRIP	3. Karma Rescue Paws for Life Program (EOP)	3. Tender Loving Canines Assistance Dogs		
	MCSP		4. Tender Loving Canines Assistance Dogs			
North Kern State Prison	NKSP	1. Center for Council	1. GOGI (RC)	1. Alternatives to Violence	1. GOGI (In Cell Anger Management)	1. Pathways to Hope and Redemption
	NKSP	2. Freedom Through Education Campus	2. International Bodhisattva Sangha	2. Marley's Mutts		2. In-Cell / In-Dorm
Pelican Bay State Prison	PBSP	1. GOGI (In Cell)	1. Center for Council	1. The Place4Grace	1. GOGI (In Cell Anger Management)	
	PBSP	2. Jesuit Restorative Justice Initiative	2. The Lionheart Foundation (SHU)			
	PBSP		3. Insight Prison Project (VOEG)			
Pleasant Valley State Prison	PVSP	1. Center for Council	1. Freedom Through Education Campus	1. Defy Ventures, Inc.	1. Prison of Peace	
	PVSP	2. GOGI	2. GOGI (Lifer)	2. Buddhist Pathways Prison Project		
R J Donovan Correctional Facility	RJD				1. Anti-Recidivism Coalition	
	RJD				2. Tender Loving Canine Assistance Dogs	
	RJD				3. Insight Prison Project (Spanish VOEG/Next Step)	
	RJD				4. Prison Yoga Project	
Salinas Valley State Prison	SVSP			1. Project Avary	1. GOGI (In Cell Anger Management)	
	SVSP			2. The Place4Grace – Camp Grace	2. Operation New Hope	
	SVSP			3. The Place4Grace	3. Insight Prison Project (VOEG)	
San Quentin State Prison	SQ					1. Options Recovery Services
	SQ					1. Making Time Count
Sierra Conservation Center	SCC					
Valley State Prison	VSP		1. Defy Ventures, Inc.		1. Center for Council	
	VSP		2. The Place4Grace		2. GOGI (In Cell Anger Management)	
	VSP		3. InsideOUT Writers		3. Insight Prison Project (VOEG)	
Wasco State Prison	WSP	1. Center for Council	1. GOGI (RC)	1. Alternatives to Violence		1. In-Cell / In-Dorm
	WSP	2. GOGI	2. International Bodhisattva Sangha	2. Prison of Peace		
	WSP			3. Marley's Mutts		

APPENDIX E—REHABILITATIVE ACHIEVEMENT CREDIT (RAC) ELIGIBLE INMATE ACTIVITY GROUPS

Institution	Rehabilitative Achievement Credit (RAC) Eligible Inmate Activity Groups				
Avenal State Prison (26)	Actor's Gang Prison Project	Alcoholics Anonymous (AA)	Alliance for CA Traditional ARTS	Arts and Council	Celebrate Recovery
	Creative Conflict Resolution	Criminals and Gangs Anonymous (CGA)	Defy Ventures	Center for Council	Insight Garden Program (IGP)
	International Bodhisattva Sanga (IBS)	Latin Drumming	Man Means Mind	Mariachi	Mexican Folk Guitar
	Mural Program	Narcotics Anonymous (NA)	Peace Education Program	Positive Parenting	PREP Workshop Forum
	Prison Fellowship	Timeless	Timelist Group	Veterans Program	White Bison
	Youth Adult Awareness Program (YAAP)				
California City Correctional Center (17)	Alcoholics Anonymous (AA)	Alternative to Violence	Arts in Corrections	Celebrate Recovery	Catalyst Foundation
	Criminals and Gangs Anonymous (CGA)	Defy Ventures	Father2Child Literacy Project	Getting Out By Going In (GOGI)	Center for Council
	Inside Out Dads	Inside Out Writers	Kairos	Marley's Mutts	Narcotics Anonymous (NA)
	Understanding and Making Murals	Veterans Group			
California Correctional Center (12)	Alcoholics Anonymous (AA)	Alternatives to Violence Project (AVP)	Arts in Corrections	Celebrate Recovery	Getting Out By Going In (GOGI)
	Inmate Developed Education Acumen for Life	Lifer Program	LifeRing	Narcotics Anonymous (NA)	Pups on Parole
	Purpose-Driven Life	Transformational Ministries – Prison Fellowship			
California Correctional Institution (25)	Actor's Gang Prison Project	Alcoholics Anonymous (AA)	Arts in Corrections	Catalyst Foundation	Celebrate Recovery
	Center for Council	Creative Expression/Writing	Criminal & Anonymous/H.A.N.D	Criminals and Gangs Anonymous (CGA)	Delta Veterans Group
	Diabetic Support Group	Getting Out By Going In (GOGI)	Inside Out Writers	Jesuit Restorative Justice Initiative (JRJI)	Kairos
	Lifers Group	Lifers/Lifers Support Group	Mental Health Management	Narcotics Anonymous (NA)	Place4Grace
	Prison Fellowship	Refuge Recovery	Shakespearean Experience/Theater	Songwriting	Transformative Drawing
California Health Care Facility (39)	Aging with Distinction	Alcoholics Anonymous (AA)	Book Club	Cage Your Rage	Celebrate Recovery
	Inmate Council Program (Center for Council)	Centering Prayer	Coach's Physical Fitness Program	Criminals and Gangs Anonymous (CGA)	Dog Handler Program
	Effective Decision Making	Four Famous Battles	Getting Out by Going In (GOGI)	Heartful Meditation	History Through the Lens of Baseball
	Houses of Healing	IMPACT/CARE	Insight Garden Program (IGP)	Lifer Support Group	Malachi Dad
	Marin Shakespeare Group	Medical Literacy	Music Program	Narcotics Anonymous (NA)	Natural Disasters
	Nutrition and Health	Positive Parenting	Prison Fellowship Academy	Promoting the Positive You to Get the Job	Reading Club
	Red Ladder Theatre	Special Populations in WWII USA Military Units	The History of American Jazz	The Holocaust	Veteran's Group
	Victim Awareness Offender Program	Westward Expansion 1850-1900	White Bison	Yardtime Literary Program	
California Institution for Men (31)	Afro-Columbian Drumming	Alcoholics Anonymous (AA)	Arts in Corrections	Celebrate Recovery	Center for Council
	Con-Ex Restorative Justice	Creating Healing Society	Creative Conflict Resolution (CCR) Workshop	Criminals and Gangs Anonymous (CGA)	CSU San Bernardino Based Art Program
	Going Out by Going In (GOGI)	Inside Out Writers	International Bodhisattva Sangha	Introduction to Drawing and Painting	Jail Guitar Doors USA
	Kairos	Leash on Life	Lifers Group	Malachi Dad	Moving Beyond Violence
	Narcotics Anonymous (NA)	Place for Grace	Positive Parenting Workshop	Pre-Release/Re- Entry Program	Prison Education Program
	Prison Fellowship	Riverside Arts Council	Son Jarocho and Fandango	Strindberg Laboratory	Veterans In Prison
	Victim Awareness "Ripple Effect"				

RAC Eligible Inmate Activity Groups (Continued)

Institution	Rehabilitative Achievement Credit (RAC) Eligible Inmate Activity Groups				
California Institution for Women (54)	2nd Call- Anger Management	A Window Between Worlds Art Class	Actor's Gang	Addiction Recovery-LDS	Alcoholics Anonymous (AA)
	Alpha Life Skills	Arts in Corrections	Beyond Violence	Black Cultural Education Awareness (BCEA)	Bridges to Life
	Celebrate Recovery	Chaffey College	Choice Theory	Co-Dependents Anonymous (CODA)	Community Based Art
	Compassionate Companions	Convicted Women Against Abuse (CWAA)	Creative Conflict Resolution	Defy Ventures	Freedom to Choose
	Genesis Singing Group	Golden Girls	Grief and Loss	Happy Hats	Healing Trauma
	Imagination Project	Jail Guitar Doors	LGBTQ Support Group	Life Scripting	Long Termers Organization (LTO)
	Mexican American Resources Association (MARA)	Mindful Meditation	Mothers Educating Mothers	Narcotics Anonymous (NA)	Native American Cultural Society
	Parenting from a Distance	Parole Lifer Group	Pathways to Wholeness	Pawisitivity United Rescue and Release	Peace Education
	Positive Parenting	Prison Education Project (PEP)	Prison Fellowship	Prison Puppy Program	Recreational Activities group (RAGS)
	Renewing Lives- Parenting with Proverbs	Restorative Justice	Self Reliance Initiative-LDS	Sharing Our Stitches Program (SOS)	Toastmasters
	Veterans Group	White Bison	Women of Wisdom (WOW)	Writing Workshop and Newsletter	
California Medical Facility (34)	Alcoholics Anonymous (AA)	Anger Management	Boys II Men	Celebrate Recovery	Chess Club
	Choice & Change	Controlling Anger	Creative Conflict Resolution	Creative Humanity Building	Creative Writing
	Criminal and Gangs Anonymous (CGA)	Criminal Rehabilitation Anonymous (CRA)	Debate	Development of Healthy Relationships	Domestic Violence Prevention Program
	Insight Garden Project (IGP)	Katargeo	Long Term Commitment Group (LTCG)	Men's Support Group	Music Program
	Music Theory	Narcotics Anonymous (NA)	Place4Grace	Positive Parenting Program	Prison Fellowship Academy
	Reboot	Restorative Justice	Self-Awareness and Recovery	Toastmasters	Unity
	Veterans Helping Veterans	Victim Offender Insight Group	Yard Time Literacy	Yoga	
California Men's Colony (19)	Abstract Art Group	Alcoholics Anonymous (AA)	Beginning Guitar	Center for Council	Criminals and Gangs Anonymous (CGA)
	Culinary Arts Program	Intermediate Guitar	Life Awareness Program	Lifeskills	Literacy Group
	Malachi Dads	Narcotics Anonymous (NA)	Page to Stage	Parents Against Child Abuse (PACA)	Prison of Peace
	Quest	Toastmasters	Veterans East	Yokefellows	
California Rehabilitation Center (46)	Actor's Gang Prison Project	Addiction Recovery Program	Afro-Columbian Drumming	Alcoholics Anonymous (AA)	Anger Management
	Canine Support Teams (Service Dog Program)	Celebrate Recovery	Collage/Mixed Media	Creative Writing	Criminal Gangs Anonymous (CGA)
	Debate	Domestic Violence Program	Fight the Good Fight of Faith	Freedom of Music	Handicraft
	Health to Happiness	Hip Hop Dance	Home-Study Seminary Program	Inside Out Dad	Intro to Chemistry
	Intro to College	Intro to College Math	Intro to Journalism	Intro to Physics	Intro to Shakespeare
	Intro to Soft Skills	Intro to Writing	Labyrinth Walking	Mathematical Problem-Solving	Men of Purpose
	Modern Dance	Narcotics Anonymous (NA)	Paper Sculpture	Patterns Around the World	Pre-Release/Re-Entry Program
	Self-Empowerment	Son Jarocho and Fandango	Songwriting	Storytelling	Theater Arts
	Toastmasters	Traditional Yoruban Rhythms and Mindfulness	Veterans Support Group	Visual Arts	Yoga, Mindfulness, and Meditation
	Youthful Offender Mentoring				

RAC Eligible Inmate Activity Groups (Continued)

Institution	Rehabilitative Achievement Credit (RAC) Eligible Inmate Activity Groups				
California State Prison Corcoran (16)	Alcoholics Anonymous (AA)	Anger Management	Avatar - BPH Preparation	Building Resilience	Center for Council
	Choir	Criminal Gang Members Anonymous	Domestic Violence Prevention Program	Getting Out By Going In (GOGI)	Guitar
	Life and Beyond	Mural Painting	Narcotics Anonymous (NA)	Positive Parenting	Veterans Group
	Youthful Offender Mentoring				
California State Prison Los Angeles County (31)	Actors Gang Prison Project	Alcoholics Anonymous (AA)	Buddhist Pathways (Yoga)	Community Based Art (CSUSB)	Create a Healing Society, Catalyst Foundation
	Creative Arts Program	Creative Conflict Resolution	Creative Writing	Criminals and Gangs Anonymous (CGA)	Criminals Reaching Out to People (CROP)
	Defy Ventures	Freedom Through Music	Getting Out By Going In (GOGI)	Healing Dialogue & Action	Helping Hands
	Helping Youth	Houses of Healing	Inmate Council Program	Insight Garden Program (IGP)	Jail Guitar Doors
	Live, Learn, Prosper	Men Utilizing Sound to Incorporate Collaboration (MUSIC)	Narcotics Anonymous (NA)	New Choices, Different Direction	Paving the Way
	Prison Art Program (PAP)	Songwriting	Strindberg Laboratory	Veterans Embracing the Truth	Victim Sensitivity
	Youth Offenders United N' Growth				
California State Prison Sacramento (30)	Actors Gang Prison Project	Alcoholics Anonymous (AA)	Art Workshop	Bass Guitar Workshop	Beginner's Classical Guitar
	Beginning Guitar	Buddhist Pathways Prison Project	Celebrate Recovery	Creative Writing	Creative Writing Poetry
	Fine Art Drawing	Fine Arts Icon Projects	Fine Arts Poetry	Guitar Master Class	Icon Art Painting
	Incarcerated Veterans Support Group	Intensive Journaling	Kairos Prayer and Share	Lifer Empowerment Group	Men's Fraternity Prison Fellowship
	Music Class	Narcotics Anonymous (NA)	Place 4 Grace	Positive Parenting	Power Source / Lion Heart
	Toastmasters	Turning Point	Veterans Group	Victims Offender Education Group	Yoga
California State Prison Solano (13)	Alcoholics Anonymous (AA)	Al-Anon for Youthful Offenders	Celebrate Recovery	Drama Therapy for Re-Entry	Insight Garden Program (IGP)
	Kingdom Inheritance	Narcotics Anonymous (NA)	Restorative Justice	Shakespeare at Solano	Toastmasters
	Truth Project	Unchained - Recovery from Criminality	Veterans Healing Veterans from Inside Out		
California Substance Abuse Treatment Facility (18)	Alcoholics Anonymous (AA)	African Drumming	Breaking Barriers	Changing Within	Choir
	Criminals and Gangs Anonymous (CGA)	Getting Out By Going In (GOGI)	How It Works	Lifers Support Group	Narcotics Anonymous (NA)
	Painting	Partnership for Re-Entry Program	Poetry	Prison Fellowship Academy	Realize
	Restorative Academic Mentorship	Transgender and Alternate Lifestyle Support	Veterans Support Group - Brothers in Arms		
Calipatria State Prison (30)	Alcoholics Anonymous (AA)	Academic Orientation	Actors Gang Prison Project	African Drumming	Alternatives to Violence Project (AVP)
	Anger Management	Anti-Recidivism Coalition	Bridges to Freedom	Cage Your Rage	Council Inmate Program
	Creative Writing	Criminals and Gangs Anonymous (CGA)	Fathers Behind Bars	Forgiveness and Healing	Giving Back to Lifers
	Human Development	Intro to College	Intro to Communication	Intro to Economics	Intro to Psychology
	Intro to Soft Skills	Leadership Development	Life Without a Crutch	Mothers with a Message	Narcotics Anonymous
	Positive Interventions	Spoken Word	Straight Life Program	Yoga and Meditation	Youth Offender Mentoring
Centinela State Prison (15)	Alcoholics Anonymous (AA)	Anti-Recidivism Coalition	Biblical Self Confrontation	Cage Your Rage	Celebrate Recovery
	Common Ground (CG)	Giving Life Back to Lifers	Life Without a Crutch	Lifers Group	Mothers with a Message
	Narcotics Anonymous (NA)	Playwrights Project	Reflecting Shakespeare	Veterans Empowered to Serve (VETS)	Yoga and Meditation

RAC Eligible Inmate Activity Groups (Continued)

Institution	Rehabilitative Achievement Credit (RAC) Eligible Inmate Activity Groups				
Central California Women's Facility (37)	A Woman's Way Through the 12 Steps	Arts in Corrections	Alcoholics Anonymous (AA)	Asian Pacific Islander Culture Group	BIP
	Cancer Support Group	Celebrate Recovery	Comfort Care	Concerned About Recovery Education (CARE)	Creative Conflict Resolution
	Criminal and Addictive Thinking	Folk Guitar	Freedom to Choose	G2G	General Education
	Houses of Healing	HOWL	Insight Garden Program	JOC	LGBTQ Support Group
	Life Planning	Life Without Parole Support Group	Live, Learn, Prosper	LTO	Mentor Group
	Narcotics Anonymous (NA)	Parenting Class	Prison Fellowship Academy	Prison of Peace	Red Ladder Theatre
	Songwriting	Step Out Approved and Renewed	Storybook Project	The Actor's Gang Prison Project	Veterans Support Group
	Voices of Unity Community Choir	Yardtime Literacy			
Chuckawalla Valley State Prison (12)	Alcoholics Anonymous (AA)	Arts in Corrections	Alternative to Family Violence (AVATAR)	Balanced Reentry Activity Group (BRAG)	Inside Out Writers
	Introduction to Conquering Substance Abuse	Lifer Improvement Group	Narcotics Anonymous (NA)	Prison of Peace Support Group	Self-Confrontation
	Toastmasters	Veterans Support Group			
Correctional Training Facility (28)	Alcoholics Anonymous (AA)	Arts in Corrections	Alternative to Family Violence (AVATAR)	Balanced Reentry Activity Group (BRAG)	Caribbean Drum
	Cemanahuac Cultural group (CCG)	Center for Council	Criminals and Gangs Anonymous (CGA)	Fathers Behind Bars (FBB)	Fresh Start
	Getting Out By Going In (GOGI)	Glossophobics Anonymous Gavel Club	Incarcerated Vietnam Veterans of America	Inmate Peer Education Program (Anger Mgmt.)	IPEP (Antisocial Awareness English Class)
	Latter Day Saints (LDS)	Life Cycle	Narcotics Anonymous (NA)	Operation New Hope (ONH)	Phoenix Alliance
	Road To Excellence - Gavel Club	S.E.L.F (ESL)	Smooth Talkers Gavel Club	Soledad Arts Lifelink	Talk the Line - Toastmasters
	The Work for Inmates	United Veterans Group	White Bison		
Deuel Vocational Institution (33)	Arts in Corrections	Alternative to Family Violence (AVATAR)	Balanced Reentry Activity Group (BRAG)	Center For Council	Centering Prayer
	Computer Aided Design (CAD)	Creative Conflict Resolution	Criminals and Gangs Anonymous (CGA)	Denial Management	Gavel Club (Toastmasters)
	Getting Out By Going In (GOGI)	History (African- American)	International Bodhisattva Sangha (IBS)	Life 2 Life Mentoring	Life Skills Group
	Malachi Dads	Mending Fences	Millati Islami	Multicultural Motivational Development Group (MMDG)	Music Program
	Narcotics Anonymous (NA)	Outbound	Overcoming Resentment	Parenting	Philosophy
	Prison Fellowship Academy	Straight Life Program	Timelist	Veterans Healing Veterans	Veterans Support Group
	Victim Impact	Victim Offender Education Group (VOEG)	Yardtime Literary Program		
Folsom State Prison (29)	Anger Management	Arts in Corrections	Alternative to Family Violence (AVATAR)	Balanced Reentry Activity Group (BRAG)	Contemplative Lectio Divina
	Contemplative Lectio Divina	Contemplative Lectio Divina	Domestic Violence Program (DVP)	Gavel Club (Toastmasters)	Grief and Loss
	Hebrew Studies	Hooks and Needles	Incarcerated Veterans Support Group	Insight Garden Program (IGP)	Leadership Training
	Marin Shakespeare	Millati (Islamic 12 Step)	Moving Meditation	Music Program	Narcotics Anonymous
	PACE	Pagan 9 Step Recovery	Prison Fellowship (SOAR) Reentry	Red Ladder Theatre	Restorative Justice
	Self Help Awareness Rehabilitation Program (SHARP)	Spiritual Development and Growth	Tayba	Yardtime Literacy Program	

RAC Eligible Inmate Activity Groups (Continued)

Institution	Rehabilitative Achievement Credit (RAC) Eligible Inmate Activity Groups				
Folsom Womens Facility (16)	Arts in Corrections	Alternative to Family Violence (AVATAR)	Balanced Reentry Activity Group (BRAG)	Criminals and Gangs Anonymous (CGA)	Gavel Club (Toastmasters)
	Grief and Loss	Hooks and Needles	Incarcerated Veterans Support Groups	Marin Shakespeare	New Hope Re-Entry
	Prison Fellowship	Puppy Program - Canine Companions Independence	Pursuit of Positive Change	Red Ladder Theatre	Restorative Justice
	Yardtime Literary Program				
High Desert State Prison (20)	Alcoholics Anonymous (AA)	Arts in Corrections	Alternative to Family Violence (AVATAR)	Balanced Reentry Activity Group (BRAG)	Cage Your Rage
	Creative Conflict Resolution	Criminals and Gangs Anonymous (CGA)	Getting Out By Going In (GOGI)	Houses of Healing	Juvenile Diversion Program
	Liberating Library Club	Lifers Group	Marin Shakespeare Company	Narcotics Anonymous (NA)	Place4Grace - Father2Child Literacy Project
	Positive Parenting - Friends Outside	Prison Fellowship Academy	Truly Redefine Yourself	Veterans Support Group	Victim Impact
Ironwood State Prison (28)	Alcoholics Anonymous (AA)	Arts in Corrections	Alternative to Family Violence (AVATAR)	Balanced Reentry Activity Group (BRAG)	Center for Council
	Community Based Art Program	Criminals and Gangs Anonymous	Fight the Good Fight of Faith	Friends Outside	Getting It Right
	Getting Out By Going In (GOGI)	Great Dads	Healing Dialogue & Action (Youth Law Center)	I-4-Sight	Inmate Peer Education Program (IPEP)
	Inside-Out Writers	Kairos Workshop	Lifers Group	Life's Too Short	Meditation Buddhist Pathways Prison Project
	Narcotics Anonymous (NA)	Partnership for Re-Entry Program (PREP)	Place4Grace - Father2Child Literacy Project	Prison of Peace	Restorative Justice
	Seven Areas of Life Training (SALT)	Siddha Yoga Meditation	Veterans Group Incarcerated		
Kern Valley State Prison (22)	Arts in Corrections	Alternative to Family Violence (AVATAR)	Balanced Reentry Activity Group (BRAG)	Catalyst Foundation	Criminal & Gang-Members Anonymous
	Cutting Edge	Defy Ventures (Monday)	Education, Diversion, Goals, Endeavor (EDGE)	Getting Out By Going In (GOGI)	Guitar Group
	Inside Out Writers	Life 101	Lifers for Change	Narcotics Anonymous (NA)	Parenting Class
	Relapse Prevention For Crime & Drugs	The Golden Recipe	Toastmasters	Ukulele	Veterans Group
	White Bison	YOP Mentorship Program			
Mule Creek State Prison (17)	Arts in Corrections	Alternative to Family Violence (AVATAR)	Balanced Reentry Activity Group (BRAG)	Criminal and Gang-members Anonymous	Gavel Club (Toastmasters)
	Juvenile Diversion Program	Lifer Support Group	Malachi Dads	Narcotics Anonymous (NA)	New Options for Wellness
	Paws For Life (Karma Rescue)	Power Source	Prison Fellowship	Self-Awareness and Recovery	Self-Exploration Through Writing
	Veterans Support Group	Victim Awareness Offender Program			
North Kern State Prison (30)	Afro-Colombian Drumming	Alcoholics Anonymous (AA)	Anger Management	Arts in Corrections	Buddhist Education
	Celebrate Recovery	Center for Council	Choir	Creative Alternatives	Dads Against Drugs (DAD)
	Getting Out By Going In (GOGI)	Incarcerated Veterans	Center for Council	Learn to Play Guitar	Leave the Keys
	Malachi Dads	Marley's Mutts	Men with Second Chances	Mural and Painting	Passages
	Pathways to Hope and Redemption	Pawsitive Change	Poetry Class	Prison Fellowship Academy	Quest for Personal Change
	Road to Sobriety	Sobriety First	Story Telling	Traditional Mexican Folk Guitar	Ukulele

RAC Eligible Inmate Activity Groups (Continued)

Institution	Rehabilitative Achievement Credit (RAC) Eligible Inmate Activity Groups				
Pelican Bay State Prison (22)	Alcoholics Anonymous (AA)	Arts in Corrections	Building Resilience	Center for Council	Choices for Common Ground
	Communication Skills	Compassion Focused Anger Management Course	Crafts for Community	Defy Ventures	Art, Beauty and Design Program
	Getting Out By Going In (GOGI)	Inmate Peer Education Class	Lifers Group	Narcotics Anonymous (NA)	Peace
	Pelican Bay Musical Learning Institute	Positive Parenting Program	Prisoner's Anti-Recidivism Committee	Reaching Out: Convicts to Kids (ROCK)	Recreation Therapy
	The Transitions Program	Victim Offender Education Group (VOEG)			
Pleasant Valley State Prison (14)	Alcoholics Anonymous (AA)	Buddhist Pathways	Celebrate Recovery Inside	Criminals and Gangs Anonymous (CGA)	Defy Ventures
	Getting Out By Going In (GOGI)	LDS 12-Step Program	Lifers Group	Narcotics Anonymous (NA)	Oil Painting
	Prison of Peace	Veterans Group	Visual Art, Music, Poetry (AMP)	Youth Adult Awareness Program (YAAP)	
R J Donovan Correctional Facility (33)	Alcoholics Anonymous (AA)	Anti-Recidivism Coalition	Book Behind Bars	Boundaries	Celebrate Recovery
	Christianity Explored	Conflict Resolution	Criminals and Gangs Anonymous (CGA)	Defy Ventures	Emotional Literacy
	Footprints	Freedom in Christ	Friends Outside	Infectious Disease	Inside Out Dads
	Jail Guitar Doors	Justice Enterprise Development Initiative (JEDI)	Kairos	Life Care	Live, Love, Explore
	Narcotics Anonymous (NA)	Peace Education Program	Playwrights Project	Pre-TUMI	Prison Fellowship
	Prison Yoga Project	Project Paint	Re-entry Program	Seeking Recovery	Self-Confrontation
	Showing How Insight Never Ends (SHINE)	Spiritual Disciplines	The Mask You Life In	Veterans	
Salinas Valley State Prison (27)	Alcoholics Anonymous (AA)	Alternatives to Violence	Arts In Corrections	Arts Music Program (AMP)	Center for Council
	Creative Writing	Criminals and Gangs Anonymous (CGA)	Freedom Within Prison Project	Gavel Club	Getting Out By Going In (GOGI)
	Grief Support	Lazarus Christian Recovery Program	Life Cycle	Lifer's Support Group	Malachi Dads
	Meditation	Mormon Addictive Recovery	Narcotics Anonymous (NA)	Operation New Hope	Project Avary
	Ruff Start	The Academy Prison Fellowship	The Work	Trendsetters	Veterans Support Group
	Victim Impact	Visual and Performing Arts			
San Quentin State Prison (46)	Addiction Counselor Training	Addition to Recovery Counseling	Alcoholics Anonymous (AA)	Alliance for Change	Band
	Brother's Keeper	CA Re-entry Program	Centerforce Back to Family	Coalition for Social Justice	Creative Writing
	Criminals and Gangs Anonymous (CGA)	Day of Peace Painting	Developing Positive Attitude	Diabetic Program	ELITE
	Enneagram Prison Project	Financial Literacy Group	Hope for Lifers	House of Healing	Inside Circle Program
	Insight Garden Program (IGP)	Insight Prison Project (IPP)	Creating Awareness Together (CAT)	Managing Anger and Practicing Peace (MAPP)	Marin Shakespeare
	Men Creating Peace	Narcotics Anonymous (NA)	New Leaf of Life	No More Tears Workshop	Non-Violent Communication
	Overcomers	Pen Pals of SQ Firehouse	Prison to Employment Connection	Prison Yoga Project	Quintin Cooks
	R.E.A.P. Re-entry Group	Roots	Squires	The Green Life	The Work
	TRUST Workshop	Two Dimensional Art	Veterans Group of San Quentin	Veterans Healing Veterans	Veterans Information Group
	Williams James Association				

RAC Eligible Inmate Activity Groups (Continued)

Institution	Rehabilitative Achievement Credit (RAC) Eligible Inmate Activity Groups				
Sierra Conservation Center (22)	Alcoholics Anonymous (AA)	Anger Management	Apprenticeship Readiness Program (NABTU)	Arts and Healing Through Music	Arts in Corrections
	Career Development	Celebrate Recovery	Community Betterment Program	Criminals & Gangs Anonymous (CGA)	Dog Program
	Effective Communication	Freedom of Choice	Getting Out By Going In (GOGI)	Hospitality Management	Introduction to Hospitality
	Leadership Development	Narcotics Anonymous (NA)	Peer Mentor	Seeking to Education Endangered Kids	Self Awareness and Recovery Group
	Veterans Incarcerated	Victims Impact			
Valley State Prison (48)	Alcoholics Anonymous (AA)	Alternatives to Violence	Anger Management	Arts in Corrections	Celebrate Recovery
	Choir	Chronic Illness Support Group	Conflict/Anger: Lifelong Management	Criminals & Gangs Anonymous (CGA)	Defy Ventures
	Diabetes Support Group	Djembe African Drumming	Domestic Violence Program (DVP)	Drawing	English - Creative Writing
	English as a Second Language	Friends Outside	Father2Child Literacy Project	Freedom to Choose Program	Getting Out By Going In (GOGI)
	Guitar	Houses of Healing	Center for Council	Kairos	Men of Purpose
	Mural	Narcotics Anonymous	Native American Beadwork	Pain Management Support Group	Parenting Programs
	Prison Education Program (PEP)	Poetry Class	Prison of Peace	Prison Insight	REALIZE
	Relay 4 Life Team	Self Awareness Gathering Group (SAGG)	Self Awareness and Recovery Group (SAR)	Society of Legendary Gaveliers - Gavel Club	Songwriting
	Step Out Approved & Renewed (SOAR)	Story Creation	The Art of Recovery & Therapy (ART)	Timelist Group	Valley Adult Music Program (VAMP)
	Veterans Service Dog Program	Victim Impact	Victim Offender Education Program (VOEG)	Youth Offender Program	
Wasco State Prison (18)	Alcoholics Anonymous (AA)	Celebrate Recovery	Arts In Corrections	Criminals & Gangs Anonymous (CGA)	Gavel Club
	Getting Out By Going In (GOGI)	Center for Council	Inmates for Christian Living	International Bodhisattva Sangha	Lifer Group
	Malachi Dads	Mastering Oral Presentation & Speech	Narcotics Anonymous (NA)	Passages	Pawsitive Change
	Prison of Peace	Veterans Moving Forward	Victim Impact		

APPENDIX F—LIST OF INSTITUTION ACRONYMS

List of Institution Acronyms	
Acronym	Title
ASP	Avenal State Prison
CAC	California City Correctional Facility
CAL	Calipatria State Prison
CCC	California Correctional Center
CCI	California Correctional Institution
CCWF	Central California Women's Facility
CEN	Centinela State Prison
CHCF	California Health Care Facility
CIM	California Institution for Men
CIW	California Institution for Women
CMC	California Men's Colony
CMF	California Medical Facility
COR	Corcoran State Prison
CRC	California Rehabilitation Center
CTF	Correctional Training Facility
CVSP	Chuckawalla Valley State Prison
DVI	Deuel Vocational Institution
FSP	Folsom State Prison
FWF	Folsom Women's Facility
HDSP	High Desert State Prison
ISP	Ironwood State Prison
KVSP	Kern Valley State Prison
LAC	California State Prison, Los Angeles County
MCSP	Mule Creek State Prison
NKSP	North Kern State Prison
PBSP	Pelican Bay State Prison
PVSP	Pleasant Valley State Prison
RJD	R.J. Donovan Correctional Facility at Rock Mountain
SAC	California State Prison, Sacramento
SATF	California Substance Abuse Treatment Facility and State Prison, Corcoran
SCC	Sierra Conservation Center
SOL	California State Prison, Solano
SQ	San Quentin State Prison
SVSP	Salinas Valley State Prison
VSP	Valley State Prison
WSP	Wasco State Prison

APPENDIX G—MILESTONE COMPLETION CREDIT SCHEDULE (MCCS)

MCCS: Academic Milestones

MILESTONE COMPLETION CREDIT SCHEDULE – Schedule 1 Division of Rehabilitative Programs (DRP)

Incorporated by reference into CCR Title 15 section 3043.3

Academic Milestone Descriptions and Codes			
Adult Basic Education (ABE) I			
Reading	Educational Function Level (Test Range 150-160)	EFL0R01	2 weeks
Reading	Educational Function Level (Test Range 161-170)	EFL0R02	2 weeks
Reading	Educational Function Level (Test Range 171-180)	EFL0R03	2 weeks
Reading	Educational Function Level (Test Range 181-190)	EFL0R04	2 weeks
Reading	Educational Function Level (Test Range 191-200)	EFL0R05	2 weeks
Math	Educational Function Level (Test Range 150-160)	EFL0M01	2 weeks
Math	Educational Function Level (Test Range 161-170)	EFL0M02	2 weeks
Math	Educational Function Level (Test Range 171-180)	EFL0M03	2 weeks
Math	Educational Function Level (Test Range 181-190)	EFL0M04	2 weeks
Math	Educational Function Level (Test Range 191-200)	EFL0M05	2 weeks
ABE II			
Reading	Educational Function Level (Test Range 201-210)	EFL0R06	2 weeks
Reading	Educational Function Level (Test Range 211-220)	EFL0R07	2 weeks
Math	Educational Function Level (Test Range 201-210)	EFL0M06	2 weeks
Math	Educational Function Level (Test Range 211-220)	EFL0M07	2 weeks
Adult Secondary Education (ASE)			
Reading	Educational Function Level (Test Range 221-235)	EFL0R08	2 weeks
Reading	Educational Function Level (Test Range 236-240)	EFL0R09	2 weeks
Reading	Educational Function Level (Test Range 241-245)	EFL0R10	2 weeks
Reading	Educational Function Level (Test Range 246 and above)	EFL0R11	2 weeks
Math	Educational Function Level (Test Range 221-235)	EFL0M08	2 weeks
Math	Educational Function Level (Test Range 236-240)	EFL0M09	2 weeks
Math	Educational Function Level (Test Range 241-245)	EFL0M10	2 weeks
Math	Educational Function Level (Test Range 246 and above)	EFL0M11	2 weeks
High School Equivalency (HSE)*			
HSE	Language Arts, Reading and Writing Subtest (Electronic GED only)	HSE0001	2 week
HSE	Language Arts Reading Subtest (Paper based only – HiSET or TASC) Cannot be issued in conjunction with HSE0001	HSE0005	1 week
HSE	Writing Subtest (Paper based only – HiSET or TASC) Cannot be issued in conjunction with HSE0001	HSE0006	1 week
HSE	Social Studies subtest	HSE0002	1 week
HSE	Mathematics subtest	HSE0003	1 week
HSE	Science subtest	HSE0004	1 week
High School Diploma (HSD)			
HS	English 1 st course	HS10101	3 weeks
HS	English 2 nd course	HS10111	3 weeks
HS	English 3 rd course	HS10121	3 weeks
HS	Mathematics	HS10301	3 weeks
HS	Algebra I	HS10211	3 weeks
HS	General/ Life Science	HS10403	3 weeks
HS	Earth / Physical Science	HS10404	3 weeks
HS	U.S. History or Geography	HS10503	3 weeks
HS	World History or Geography/Culture	HS10504	3 weeks
HS	American Government and Economics	HS10601	3 weeks
HS	Visual and Performing Arts /Fine Arts	HS10801	3 weeks
HS	Elective completed	HS11220	3 weeks *R1
College			
College	Each 3 semester unit course or 4-5 quarter unit course completed	COL0110	3 weeks *R1

*R1 = Repeatable during same or new term for different classes/degrees

MCCS: Academic Milestones (Continued)

Adult Continuing Education Milestone Descriptions and Codes			
eLearning			
Education	Math	IP10100	2 weeks
Education	Economics	IP10101	2 weeks
Education	History	IP10102	2 weeks
Education	Sociology	IP10103	2 weeks
Education	Science	IP10104	2 weeks
Education	Psychology	IP10105	2 weeks
Education	Communications	IP10106	2 weeks
Education	Writing	IP10107	2 weeks
Education	English	IP10108	2 weeks
Education	Language	IP10109	2 weeks
Education	Art	IP10110	2 weeks
Employment	Workforce Readiness	IP10500	2 weeks
Freedom	Anger Management	IP10115	2 weeks
Freedom	Financial Security and Money Management	IP10116	2 weeks
Freedom	Preparing For Success After Prison	IP10117	2 weeks
Wellness	Leadership	IP10118	2 weeks
Wellness	Life Skills	IP10119	2 weeks
Wellness	Health	IP101120	2 weeks
Wellness	Parenting	IP101121	2 weeks
Blind and Visually Impaired			
DPV	Basic English Skills I	DPV1100	2 weeks
DPV	Basic English Skills II	DPV1110	2 weeks
DPV	Practical Math I	DPV1120	3 weeks
DPV	Practical Math II	DPV1130	3 weeks
DPV	Managing Personal Finances	DPV1140	2 weeks
DPV	Braille Literacy I and II	DPV1150	1 week
DPV	Going Places	DPV1160	2 weeks
DPV	Personality Psychology	DPV1170	2 weeks
Lifelong Learning			
Lifelong Learning	Second Careers for Seniors	VLL1100	1 week
Lifelong Learning	Aging and Social Interaction for Seniors	VLL1110	1 week
Lifelong Learning	Healthy Moves for Aging Well	VLL1120	1 week
Lifelong Learning	Senior Nutrition	VLL1130	1 week
Lifelong Learning	Senior Health Concerns	VLL1140	1 week
Preparing for Release			
Rehabilitative Programs	Transitions	RP10500	2 weeks

MCCS: Career Technical Education Milestones

Career Technical Education Milestone Descriptions and Codes			
Auto Body			
Auto Body	Auto Body Basics	V01L401	6 weeks
Auto Body	Auto Body Level 1	V01L402	4 weeks
Auto Body	Auto Body Level 2	V01L403	4 weeks
Auto Body	Auto Body Level 3	V01L404	5 weeks
Auto Body	Auto Body Level 4	V01L405	3 weeks
Auto Body (ASE)	ASE – Non-Structural Analysis and Repair	V01L406	2 weeks
Auto Body (ASE)	ASE – Painting and Refinishing	V01L407	2 weeks
Auto Body (ASE)	ASE – Structural Analysis and Repair	V01L408	2 weeks
Auto Body (ASE)	ASE – Mechanical and Electrical Analysis and Repair	V01L409	2 weeks
Auto Body (I-CAR)	I-CAR – Non-Structural Technician – ProLevel 1	V01L410	2 weeks
Auto Body (I-CAR)	I-CAR – Refinish Technician – ProLevel 1	V01L416	2 weeks
Auto Mechanics			
Auto Mechanics (1)	Basic Auto	V02L101	7 weeks
Auto Mechanics (2)	Engine Service Repair	V02L201	4 weeks
Auto Mechanics (3)	Suspension and Steering	V02L501	4 weeks
Auto Mechanics (4)	Brake Installation	V02L601	5 weeks
Auto Mechanics (5)	Electrical Systems	V02L701	4 weeks
Auto Mechanics (6)	Heating and A/C	V02L801	4 weeks
Auto Mechanics (ASE)	ASE Maintenance and Light Repair	V02L901	2 weeks
Auto Mechanics (ASE)	ASE Auto Engine Repair	V02L902	2 weeks
Auto Mechanics (ASE)	ASE Auto Brakes	V02L903	2 weeks
Auto Mechanics (ASE)	ASE Auto Steering and Suspension	V02L904	2 weeks
Auto Mechanics (ASE)	ASE Auto HVAC	V02L905	2 weeks
Auto Mechanics (ASE)	ASE Auto Electrical and Electronics	V02L906	2 weeks
Building Maintenance			
Building Maintenance	Level I	V09L100	4 weeks
Building Maintenance	Level II	V09L200	6 weeks
Building Maintenance	Level III	V09L300	4 weeks
Building Maintenance	Level IV	V09L400	5 weeks
Building Maintenance - NCCER	NCCER Building Maintenance – Level 1	V0906L5	2 weeks
Building Maintenance - NCCER	NCCER Building Maintenance – Level 2	V0906L6	2 weeks
Building Maintenance - NCCER	NCCER Building Maintenance – Level 3	V0906L7	2 weeks
Building Maintenance - NCCER	NCCER Building Maintenance – Level 4	V0906L8	2 weeks
Computer Aided Design and Manufacturing (CAD/CAM)			
CAD – 1	Level 1 CAD Basic	V23L100	5 weeks
CAD – 2	Level 2 CAD MFG Process and Application	V23L200	7 weeks
CAD – 3	Level 3 CAD Advance Modeling	V23L300	7 weeks
CAM – 1	Level 1 CAM Basics	V23L400	5 weeks
CAM – 2	Level 2 MFG Process and Application	V23L500	7 weeks
CAM – 3	Level 3 CAM Coding and File Posting Processes	V23L600	7 weeks
Autodesk Certified Professional	ACP – CAD Certification	V23L301	2 weeks
Autodesk Certified Professional	ACP – CAM Certification	V23L601	2 weeks

MCCS: Career Technical Education Milestones (Continued)

Career Technical Education Milestone Descriptions and Codes (continued)			
Career Core			
Career Core	Career Core Basics	V00L100	4 weeks *R9
Career Core	Job Readiness	V00L200	4 weeks *R10
Career Core – NCCER	NCCER Core Certification	V00L101	2 weeks *R9
Career Core	OSHA Certification	V00L300	2 weeks *R10
Career Core	EPA Certification	V00L400	2 weeks *R10
Career Core	Forklift Certification – Industrial Certification	V00L500	2 weeks *R10
Career Core	Forklift Certification – Construction Certification	V00L600	3 weeks *R10
Carpentry			
Carpentry	Level I	V08L100	5 weeks
Carpentry	Level II	V08L200	6 weeks
Carpentry	Level III	V08L300	4 weeks
Carpentry	Level IV	V08L400	5 weeks
Carpentry - NCCER	NCCER Construction – Level 1	V0801L5	2 weeks
Carpentry - NCCER	NCCER Construction – Level 2	V0801L6	2 weeks
Carpentry - NCCER	NCCER Construction – Level 3	V0801L7	2 weeks
Carpentry - NCCER	NCCER Construction – Level 4	V0801L8	2 weeks
Computer and Related Technology			
CRT	Computer Literacy Core	V060103	4 weeks
CRT – S 1	STRAND 1 Productivity	V060401	4 weeks
CRT – S 2	STRAND 2 Business Operations and Software	V060501	4 weeks
CRT – S 3	STRAND 3 Industrial Processes and Management Software	V060601	4 weeks
CRT – S 4	STRAND 4 Intro Software Development	V060700	4 weeks
CRT – S 5	STRAND 5 Intro to Computer Aided Design and Machining (Cad/CAM)	V060800	4 weeks
CRT – S 6	STRAND 6 Service Industry Digital Business Processes	V060900	4 weeks
Core	IC3 Certification Computer Literacy Level 1	V06C001	2 weeks
MS Office Specialist	MOS Certification Word Level 2	V06C002	2 weeks
MS Office Specialist	MOS Certification Excel & PowerPoint Level 3	V06C003	2 weeks
Microsoft	Microsoft Technology Associate Certification	V06C004	2 weeks
Business Operations	Business Accounting Certification	V06C005	2 weeks
Industrial Software	Inventory/Process Management Certification	V06C006	2 weeks
Basic Coding	Computer Coding Certification	V06C007	2 weeks
Autodesk	Autodesk Certified Professional Certification	V06C008	2 weeks
Auto/Service Industry	ALLDATA/AutoTech Certification	V06C009	2 weeks
Coding			
TLM Coding	Track 1	IP10401	7 weeks
TLM Coding	Track 2	IP10402	7 weeks
Cosmetology			
Cosmetology	Health and Safety/State Cosmetology Act/Anatomy	V03L301	3 weeks
Cosmetology	Hair Styling	V03L401	3 weeks
Cosmetology	Hair Treatments / Coloring / P-Wave / Relaxing	V03L501	4 weeks
Cosmetology	Manicuring / Skin Care	V03L601	3 weeks
Cosmetology	License Award	V03L701	3 weeks

*R9 = All NCCER courses require Career Core Basics (V00L100) and NCCER Core Certification (V00L101) as pre-requisites. These may be earned once (1) regardless of program.

*R10 = May be earned with approved equipment and training via OCE Administration.

MCCS: Career Technical Education Milestones (Continued)

Career Technical Education Milestone Descriptions and Codes (continued)			
Drywall			
Drywall	Level I	V20L100	4 weeks
Drywall	Level II	V20L200	4 weeks
Drywall - NCCER	NCCER Drywall – Level 1	V2003L5	2 weeks
Drywall - NCCER	NCCER Drywall – Level 2	V2003L6	2 weeks
Electronics			
Electronics	Level I	V04L101	4 weeks
Electronics	Level II	V04L201	4 weeks
Electronics	Level III	V04L300	4 weeks
Electronics	Level IV	V04L400	5 weeks
Electronics – NCCER	NCCER Electronics – Level 1	V0400L5	2 weeks
Electronics – NCCER	NCCER Electronics – Level 2	V0400L6	2 weeks
Electronics – NCCER	NCCER Electronics – Level 3	V0400L7	2 weeks
Electronics – NCCER	NCCER Electronics – Level 4	V0400L8	2 weeks
Electrical			
Electrical	Level I	V10L100	6 weeks
Electrical	Level II	V10L200	4 weeks
Electrical	Level III	V10L300	4 weeks
Electrical	Level IV	V10L401	5 weeks
Electrical - NCCER	NCCER Electrical – Level 1	V1005L5	2 weeks
Electrical - NCCER	NCCER Electrical – Level 2	V1005L6	2 weeks
Electrical - NCCER	NCCER Electrical – Level 3	V1005L7	2 weeks
Electrical - NCCER	NCCER Electrical – Level 4	V1005L8	2 weeks
Heating Ventilation & Air Conditioning (HVAC)			
HVAC	Level I	V11L100	4 weeks
HVAC	Level II	V11L200	6 weeks
HVAC	Level III	V11L300	4 weeks
HVAC	Level IV	V11L400	4 weeks
HVAC - NCCER	NCCER HVAC – Level 1	V1107L5	2 weeks
HVAC - NCCER	NCCER HVAC – Level 2	V1107L6	2 weeks
HVAC - NCCER	NCCER HVAC – Level 3	V1107L7	2 weeks
HVAC - NCCER	NCCER HVAC – Level 4	V1107L8	2 weeks
HVAC - NCCER	NCCER Weatherization Tech	V1107L9	2 weeks
Heavy Equipment Operator			
Heavy Equipment Operator	Career Construction Core – Level 1 (Core prerequisite)	V24L100	4 weeks
Heavy Equipment Operator	Career Construction Core – Level 2 (Core prerequisite)	V24L200	5 weeks
Heavy Equipment Operator	Career Construction Core – Level 3 (Core prerequisite)	V24L300	6 weeks
NCCER Heavy Equipment Operations	NCCER Heavy Equipment Operations – Level 1	V24L101	2 weeks
NCCER Heavy Equipment Operations	NCCER Heavy Equipment Operations – Level 2	V24L201	2 weeks
NCCER Heavy Equipment Operations	NCCER Heavy Equipment Operations – Level 3	V24L301	2 weeks
Manufacturing Engineering and Design Practices (Machine Shop)			
CNC Machine Shop	Basic Engineering, Design and CNC Programming	V150100	4 weeks
CNC Machine Shop	Engineering, Design and CNC Programming – Level I	V150200	4 weeks

MCCS: Career Technical Education Milestones (Continued)

Career Technical Education Milestone Descriptions and Codes (continued)			
Manufacturing Engineering and Design Practices (Machine Shop) (continued)			
CNC Machine Shop	Engineering, Design and CNC Programming- Level II	V150300	4 weeks
CNC Machine Shop	Engineering, Design and CNC Programming- Level III	V150400	4 weeks
CNC Machine Shop	Engineering, Design and CNC Programming- Level IV	V150500	4 weeks
CNC Machine Shop	Engineering, Design and CNC Programming- Level V	V150600	4 weeks
CNC Machine Shop - TCNC	Basic Engineering, Design and CNC Programming-Level I	V150700	2 weeks
CNC Machine Shop - TCNC	Engineering, Design and CNC Programming- Level II	V150800	2 weeks
CNC Machine Shop - TCNC	Engineering, Design and CNC Programming- Level III	V150900	2 weeks
CNC Machine Shop - TCNC	Engineering, Design and CNC Programming-Level IV	V151000	2 weeks
CNC Machine Shop - TCNC	Engineering, Design and CNC Programming-Level V	V152000	2 weeks
Masonry			
Masonry	Level I	V12L100	4 weeks
Masonry	Level II	V12L200	5 weeks
Masonry	Level III	V12L300	5 weeks
Masonry	Level IV	V12L400	4 weeks
Masonry - NCCER	NCCER Masonry – Level 1	V1202L5	2 weeks
Masonry - NCCER	NCCER Masonry – Level 2	V1202L6	2 weeks
Masonry - NCCER	NCCER Masonry – Level 3	V1202L7	2 weeks
Masonry - NCCER	NCCER Masonry – Level 4	V1202L8	2 weeks
Industrial Painting			
Industrial Painting	Level I	V17L100	4 weeks
Industrial Painting	Level II	V17L200	4 weeks
Industrial Painting	Level III	V17L300	4 weeks
Industrial Painting	Level IV	V17L400	4 weeks
Painting - NCCER	NCCER Painting – Level 1	V1703L5	2 weeks
Painting - NCCER	NCCER Painting – Level 2	V1703L6	2 weeks
Painting - NCCER	NCCER Painting – Level 3	V1703L7	2 weeks
Painting - NCCER	NCCER Painting – Level 4	V1703L8	2 weeks
Plumbing			
Plumbing	Level I	V13L500	6 weeks
Plumbing	Level II	V13L600	5 weeks
Plumbing	Level III	V13L701	4 weeks
Plumbing	Level IV	V13L800	5 weeks
Plumbing - NCCER	NCCER Plumbing – Level 1	V1304L9	2 weeks
Plumbing - NCCER	NCCER Plumbing – Level 2	V130410	2 weeks
Plumbing - NCCER	NCCER Plumbing – Level 3	V130411	2 weeks
Plumbing - NCCER	NCCER Plumbing – Level 4	V130412	2 weeks
Small Engine Repair			
Small Engine Repair	Small Engine Basics	V07L001	4 weeks
Small Engine Repair	Equipment Operation & Service Electrical	V07L102	5 weeks
Small Engine Repair	4 Cycle	V07L201	4 weeks
Small Engine Repair	2 Cycle	V07L301	4 weeks

MCCS: Career Technical Education Milestones (Continued)

Career Technical Education Milestone Descriptions and Codes (continued)			
Small Engine Repair (continued)			
Small Engine Repair	Diesel	V07L402	6 weeks
Small Engine Repair - EETC	EETC – Two Stroke	V07L500	2 weeks
Small Engine Repair - EETC	EETC – Four Stroke	V07L600	2 weeks
Small Engine Repair - EETC	EETC – Electrical	V07L700	2 weeks
Small Engine Repair - EETC	EETC – Drive Line	V07L800	2 weeks
Small Engine Repair - EETC	EETC – Compact Diesel	V07L900	2 weeks
Small Engine Repair - EETC	EETC – Generator	V07L901	2 weeks
Small Engine Repair - EETC	EETC – Reel Tech	V07L902	2 weeks
Sheet Metal			
Sheet Metal	Level I	V14L100	4 weeks
Sheet Metal	Level II	V14L200	4 weeks
Sheet Metal	Level III	V14L300	5 weeks
Sheet Metal	Level IV	V14L400	4 weeks
Sheet Metal – NCCER	NCCER Sheet Metal – Level 1	V1402L5	2 weeks
Sheet Metal – NCCER	NCCER Sheet Metal – Level 2	V1402L6	2 weeks
Sheet Metal – NCCER	NCCER Sheet Metal – Level 3	V1402L7	2 weeks
Sheet Metal – NCCER	NCCER Sheet Metal – Level 4	V1402L8	2 weeks
Welding			
Welding	Level I	V15L100	7 weeks
Welding	Level II	V15L200	4 weeks
Welding	Level III	V15L300	8 weeks
Welding	Level IV	V15L400	4 weeks
Welding - NCCER	NCCER Welding – Level 1	V1503L5	2 weeks
Welding - NCCER	NCCER Welding – Level 2	V1503L6	2 weeks
Welding - NCCER	NCCER Welding – Level 3	V1503L7	2 weeks
Welding - NCCER	NCCER Welding – Level 4	V1503L8	2 weeks
Welding – AWS	AWS - MIG	V1503L9	2 weeks
Welding – AWS	AWS - Flux Core	V151310	2 weeks
Welding – AWS	AWS - Stick	V151311	2 weeks
Welding – AWS	AWS - Pipe	V151312	2 weeks
Welding – AWS	AWS - Aluminum	V151313	2 weeks
Welding – AWS	AWS - Stainless	V151314	2 weeks
Roofing			
Roofing	Level I	V19L100	3 weeks
Roofing	Level II	V19L200	5 weeks
Roofing	Level III	V19L300	5 weeks
Roofing	Level IV	V19L400	4 weeks
Roofing - NCCER	NCCER Roofing – Level 1	V1903L5	2 weeks
Roofing - NCCER	NCCER Roofing – Level 2	V1903L6	2 weeks
Roofing - NCCER	NCCER Roofing – Level 3	V1903L7	2 weeks
Roofing - NCCER	NCCER Roofing – Level 4	V1903L8	2 weeks
Sustainable Ecological Environmental Design (SEED)			
SEED	SEED – Level I	V2101L1	4 weeks

MCCS: Career Technical Education Milestones (Continued)

Career Technical Education Milestone Descriptions and Codes (continued)			
Sustainable Ecological Environmental Design (SEED) (continued)			
SEED	SEED – Level II	V2101L2	4 weeks
SEED	SEED – Level III	V2101L3	4 weeks
SEED	SEED – Level IV	V2101L4	4 weeks
SEED	SEED – Level V	V2101L5	4 weeks
SEED	Industry Standard -Landscape Design Principals	V2101L6	2 weeks
SEED	Industry Standard -Landscape Plumbing and Irrigation	V2101L7	2 weeks
SEED	Industry Standard -Landscape Lighting and Control Systems	V2101L8	2 weeks
SEED	Industry Standard -Hardscape Design and Installation	V2101L9	2 weeks
SEED	Industry Standard - Plant Selection Identification and Planting	V2101L10	2 weeks

MCCS: General Milestones

General Milestone Descriptions and Codes			
Core Programs			
Criminal Thinking	Thinking for Change (T4C) Course Completion	T4C0100	1 week
Anger Management	Controlling Anger – Learning to Live with It (CALM) or Aggression Replacement Training (ART) Course Completion	CLM0100	1 week
eReader			
Education	Step Down Literature	IP10115	3 weeks
Male Community Reentry Program (MCRP)/Custody to Community Transitional Reentry Program (CCTRP) Community Prisoner Mother Program (CPMP)			
MCRP/CCTRP/CPMP	Each 3 months of program plan activities completed	ITRP100	3 weeks *R8
Rehabilitative Programs			
Rehabilitative Programs	Cognitive Behavioral Treatment – Anger Management	RP10200	2 weeks
Rehabilitative Programs	Cognitive Behavioral Treatment – Criminal Thinking	RP10300	2 weeks
Rehabilitative Programs	Cognitive Behavioral Treatment – Family Relationships	RP10400	2 weeks
SUDT	Cognitive Behavioral Treatment Substance Use Disorder – 3 Months	S030300	3 weeks *R3
SUDT	Cognitive Behavioral Treatment Substance Use Disorder – 5 Months	S040500	4 weeks *R3
SUDT	Cognitive Behavioral Treatment Substance Use Disorder – 6 Months	S050600	5 weeks *R3
Long Term Offender Program			
LTOP	Cognitive Behavioral Treatment – Substance Use Disorder	LT10100	4 weeks
LTOP	Cognitive Behavioral Treatment – Anger Management	LT10200	2 weeks
LTOP	Cognitive Behavioral Treatment – Criminal Thinking	LT10300	2 weeks
LTOP	Cognitive Behavioral Treatment – Family Relationships	LT10400	2 weeks
LTOP	Cognitive Behavioral Treatment – Victim Impact	LT10500	2 weeks
LTOP	Cognitive Behavioral Treatment – Denial Management	LT10600	2 weeks
Offender Mentor Certification Program / Recruit			
Offender Mentor Recruit	Cognitive Behavioral Treatment Substance Use Disorder – 5 Months	OM10100	4 weeks *R3
Offender Mentor Recruit	OMCP – Program Completion	OM10200	6 weeks *R3

*Effective 05/01/18

*R3 = Repeatable during new term

*R8 = Repeatable during same or new term for MCRP/CCTRP

MCCS: General Milestones (Continued)

General Milestone Descriptions and Codes			
Alternatives to Violence Program (AVP)			
AVP	Basic and Advanced Completion	AV10500	1 week
AVP	Facilitator Training and Certification	AV10600	1 week
AVP	Lead Team Coordinator	AV10700	2 weeks
Certifications			
ARC	Addiction Recovery Counseling (ARC) Certification	RC10101	7 weeks
Culinary Arts	Culinary Arts Certification	FC10110	4 weeks
Waste-Water	Waste-Water Certificate-Grade 1	FC10301	8 weeks
Waste-Water	Waste-Water Certificate-Grade 2	FC10401	8 weeks
Water Treatment	Water Treatment Certificate – Grade 1	FC10501	8 weeks
Water Treatment	Water Treatment Certificate – Grade 2	FC10601	8 weeks
Distribution	Distribution Certificate – Grade 1	FC10700	1 week
Distribution	Distribution Certificate – Grade 2	FC10800	1 week
DSP	Each 3 months of program plan activities completed	DS10100	3 weeks *R7
Canine Programs			
NLK9	Course Completion	NL10100	8 weeks
Marley's Mutts	Course Completion	MM10100	6 weeks
POOCH	Course Completion	ILTG002	5 weeks
Firefighting (Camp)	Physical Fitness Training and Fire Training Program	FC10101	3 weeks
Firefighting (Camp)	Fire Brigade Training	FC10202	1 week
Firefighting (Camp)	Basic Helicopter S-271	FC10902	3 weeks
Firefighting (Camp)	Wildland Chain Saw Sawyer Level A	FC10901	3 weeks
Firefighting (Inst)	Basic Firefighter Block Training	FH10101	1 week
Firefighting (Inst)	State Fire Marshal-approved Firefighter 1 Training	FH10201	7 weeks
Firefighting (Inst)	First Responder Medical Training	FH10301	2 weeks
Firefighting (Inst)	Hazardous Materials/Confined Space Training	FH10401	2 weeks
Forklift			
Overton Safety Training, Inc.	Forklift – Industrial	FL10100	2 weeks
Overton Safety Training, Inc.	Forklift – Hand Truck	FL10200	2 weeks
Overton Safety Training, Inc.	Forklift – Construction	FL10300	2 weeks
Golden Gate Baptist Theological Seminary (Northbay School of Theology)			
GG BTS	Diploma Christian Ministries	TS10101	5 weeks
GG BTS	Diploma Theology	TS10201	5 weeks
Guiding Rage Into Power (GRIP)			
GRIP	Course Completion	GR10101	2 weeks
Inmates Putting Away Childish Things (IMPACT)			
IMPACT	Module 1	I010100	1 week
IMPACT	Module 2	I010200	1 week
IMPACT	Module 3	I010300	1 week
IMPACT	Module 4	I010400	1 week
IMPACT	Module 5	I010500	1 week
Inmate Ward Labor			
Inmate Ward Labor	Multi-Craft Core Curriculum	W01L101	7 weeks
Mental Health			
EOP Mental Health Treatment Plan	Each 60 Hours of treatment plan activities completed	MH10100	1 week *R2
In-Patient Mental Health Treatment Plan	Each 60 Hours of treatment plan activities completed	MH10200	1 week *R2

MCCS: General Milestones (Continued)

General Milestone Descriptions and Codes (continued)			
Mental Health (continued)			
DDP Group Assignments	Each 60 Hours of group assignments completed	MH10300	1 week *R2
EOP Core	Aggression Replacement Training	MH10400	1 week
EOP Core	Thinking For Change	MH10500	1 week
EOP Core	Illness Management and Recovery	MH10600	1 week
Peacemaker's Alliance			
Peacemaker Alliance	Peacemakers Alliance Critical Literacy and Peace Education	ILTG003	2 weeks
Peacemaker Alliance	Peacemakers Alliance Community Transformation (PACT) and Building Peaceful Communities Retreat	ILTG004	1 week
The Last Mile			
The Last Mile	Code 7370 Computer Coding Track 1	ILTG006	7 weeks
The Last Mile	Code 7370 Computer Coding Track 2	ILTG007	7 weeks
The Urban Ministry Institute (TUMI)			
TUMI	Modules 1 and 2	TM10117	1 week
TUMI	Modules 3 and 4	TM10118	1 week
TUMI	Modules 5 and 6	TM10119	1 week
TUMI	Modules 7 and 8	TM10120	1 week
TUMI	Modules 9 and 10	TM10121	1 week
TUMI	Modules 11 and 12	TM10122	1 week
TUMI	Modules 13 and 14	TM10123	1 week
TUMI	Modules 15 and 16	TM10124	1 week
Verb Braille Program			
Verb Braille Program	Course Completion	ILTG001	3 weeks
Victim Offender Education Group (VOEG)			
VOEG	Sections 1 and 2	OE10500	1 week
VOEG	Sections 3 and 4	OE10600	1 week

*R2 = Repeatable, up to a maximum of six weeks per 12 months for inmates participating in the EOP, Mental Health Treatment Plan, In-Patient Mental Health Treatment Plan and DDP Group Assignments.

*R7 = Repeatable during same or new term for Delancey Street Program

MCCS: CALPIA Milestones

Milestone Descriptions and Codes			
Baking			
Am. Institute of Baking	Bread/Rolls	PIBAK06	3 weeks
Am. Institute of Baking	Cake/Sweet Goods	PIBAK07	3 weeks
Am. Institute of Baking	Foundations	PIBAK08	3 weeks
Am. Institute of Baking	Ingredient Technician	PIBAK09	3 weeks
Am. Institute of Baking	Science of Baking	PIBAK10	3 weeks
Braille			
Braille – Library of Congress	Level I – Literary Braille Transcribing	PBRAL07	5 weeks
Braille – Library of Congress	Level II – Literary Braille Proofreading	PBRAL08	5 weeks
Braille – Library of Congress	Level III – Music Braille Transcribing	PBRAL09	5 weeks
Braille – Library of Congress	Level IV – Mathematics Braille Transcribing	PBRAL10	5 weeks
Braille – Library of Congress	Level V – Mathematics Braille Proofreading	PBRAL11	5 weeks
National Braille Association, Inc.	Braille Formats - Textbook Formatting	PBRAL06	5 weeks
Career Tech			
Career Tech Carpentry	Pre-Apprentice	PCCAR05	7 weeks
Career Tech Laborer	Pre-Apprentice	PCCAR046	7 weeks
Career Tech Dive	Commercial Welder Course Program	PCDIV11	4 6 weeks
Career Tech Dive	Dive Top Side Tender Course Program	PCDIV12	4 6 weeks
Career Tech Dive	Commercial Diver/Commercial Dive Insp.	PCDIV13	6 weeks
Career Tech 7370 Computer Coding	Code 7370 Computer Coding Track 1	PCT0107	7 weeks
Career Tech 7370 Computer Coding	Code 7370 Computer Coding Track 2	PCT0108	7 weeks
Career Tech 7370 Computer Coding	Code 7370 Computer Coding Track 3	PCT0109	7 weeks
Career Tech 7370 Computer Coding	Code 7370 Computer Coding Design Track	PCT0110	7 weeks
Career Tech AutoCAD	AutoCAD Drafting	PCT0301	4 weeks
Career Tech AutoCAD	Inventor	PCT0401	4 weeks
Career Tech AutoCAD	Revit	PCT0501	7 weeks
Career Tech Culinary	Intro to Culinary Arts/Culinary Sanitation and Safety	PCT0601	2 weeks
Career Tech Culinary	Culinary Customer Service	PCT0602	2 weeks
Career Tech Culinary	Food Theory and Preparation/Financial Management	PCT0603	2 weeks
Career Tech Culinary	Quantity Food Production/Purchasing	PCT0604	2 weeks
Career Tech Ironworker	Pre-Apprentice	PCIRN06	7 weeks
Career Tech Roofing	Pre-Apprentice	PROOF01	7 weeks

MCCS: CALPIA Milestones (Continued)

Milestone Descriptions and Codes (continued)			
Dental			
Product. Training Corp	Dental Technician	PDTEC02	4 weeks
Electronics			
Electron Tech Assn	Customer Service Specialist	PELEC04	2 weeks
Electron Tech Assn	Certified Electronics Technician	PELEC02	3 weeks
Electron Tech Assn	Journeyman (Industrial)	PELEC06	3 weeks
Food and Agriculture			
CA Dept. Food & Ag.	Pasteurizer License	PFOOD04	1 week
CA Dept. Food & Ag.	Sampler/Weigher License	PFOOD05	3 weeks
Forklift			
Overton Safety Training, Inc.	Forklift – Industrial	PFORK04	2 weeks
Overton Safety Training, Inc.	Forklift – Hand Truck	PFORK05	2 weeks
Overton Safety Training, Inc.	Forklift – Construction	PFORK03	2 weeks
Heating Ventilation and Air Conditioning (HVAC)			
No Am Tech Excellence	Installation: HVAC – A/C	PHVAC11	3 weeks
No Am Tech Excellence	Installation: HVAC – Air Distribution	PHVAC12	3 weeks
No Am Tech Excellence	Installation: Pumps – Heat Pumps	PHVAC13	3 weeks
No Am Tech Excellence	Installation: Pumps – Gas Heat	PHVAC14	3 weeks
No Am Tech Excellence	Installation: Pumps – Oil Heat	PHVAC15	3 weeks
No Am Tech Excellence	Service HVAC – A/C	PHVAC16	3 weeks
No Am Tech Excellence	Service: HVAC – Air Distribution	PHVAC17	3 weeks
No Am Tech Excellence	Service: Pumps – Heat Pumps	PHVAC18	3 weeks
No Am Tech Excellence	Service: Pumps – Gas Heat	PHVAC19	3 weeks
No Am Tech Excellence	Service: Pumps – Oil Heat	PHVAC20	3 weeks
Linen			
Nat Assn Linen Mgt.	Certified Linen Technician	PLIN004	3 weeks
Nat Assn Linen Mgt.	Certified Washroom Technician	PLIN005	3 weeks
Nat Assn Linen Mgt.	Certified Laundry Linen Manager	PLIN003	3 weeks
Machinery			
Stiles Machinery Inc	Intermed. Weeke Machining Center Prog.	PSTIL02	3 weeks
Metal Skills			
Nat Inst Metal Skills	Machining, Level I	PMET004	4 weeks
Nat Inst Metal Skills	Metal Forming, Level I	PMET005	4 weeks
Nat Inst Metal Skills	Metal Stamping, Level II	PMET006	4 weeks

MCCS: CALPIA Milestones (Continued)

Milestone Descriptions and Codes (continued)			
Optical			
Am. Board of Opticianry	Optician	PBOPT02	4 weeks
Print			
Print Indust of America	Sheet-fed Offset Press	PPRNT05	4 weeks
Print Indust of America	Web Offset Press	PPRNT06	4 weeks
Print Indust of America	Pre-Press	PPRNT07	4 weeks
Print Indust of America	Bindery	PPRNT08	4 weeks
Restaurant Association			
Nat Restaurant Assn	ServSafe Essentials	PREST05	3 weeks
Nat Restaurant Assn	ServSafe Food Handler	PREST04	1 week
TPC Training Systems			
TPC Training System	Reading Blueprints	TPC1010	3 weeks
TPC Training System	Reading Schematics and Symbols	TPC1020	3 weeks
TPC Training System	Mathematics in the Plant	TPC1030	3 weeks
TPC Training System	Making Measurements	TPC1040	3 weeks
TPC Training System	Metals in the Plant	TPC1050	3 weeks
TPC Training System	Nonmetals in the Plant	TPC1060	3 weeks
TPC Training System	Hand Tools	TPC1070	3 weeks
TPC Training System	Portable Power Tools	TPC1080	3 weeks
TPC Training System	Industrial Safety and Health	TPC1090	3 weeks
TPC Training System	Troubleshooting Skills	TPC1100	3 weeks
TPC Training System	Basic Electricity and Electronics	TPC2010	3 weeks
TPC Training System	Batteries and DC Circuits	TPC2020	3 weeks
TPC Training System	Transformers and AC Circuits	TPC2030	3 weeks
TPC Training System	Electrical Measuring Instruments	TPC2040	3 weeks
TPC Training System	Electrical Safety and Protection	TPC2050	3 weeks
TPC Training System	DC Equipment and Controls	TPC2060	3 weeks
TPC Training System	Single Phase Motors	TPC2070	3 weeks
TPC Training System	Three Phase Systems	TPC2080	3 weeks
TPC Training System	AC Control Equipment	TPC2090	3 weeks
TPC Training System	Electrical Troubleshooting	TPC2100	3 weeks
TPC Training System	Electrical Safety – Understanding NFPA 70E	TPC2110	3 weeks
TPC Training System	Basic Mechanics	TPC3010	3 weeks
TPC Training System	Lubricants and Lubrication	TPC3020	3 weeks
TPC Training System	Power Transmission Equipment	TPC3030	3 weeks
TPC Training System	Bearings	TPC3040	3 weeks
TPC Training System	Pumps	TPC3050	3 weeks
TPC Training System	Piping Systems	TPC3060	3 weeks
TPC Training System	Basic Hydraulics	TPC3070	3 weeks
TPC Training System	Hydraulic Troubleshooting	TPC3080	3 weeks
TPC Training System	Basic Pneumatics	TPC3090	3 weeks

MCCS: CALPIA Milestones (Continued)

Milestone Descriptions and Codes (continued)			
TPC Training Systems (continued)			
TPC Training System	Pneumatic Troubleshooting	TPC3100	3 weeks
TPC Training System	Introduction to Packaging	TPC3110	3 weeks
TPC Training System	Packaging Machinery	TPC3120	3 weeks
TPC Training System	Casing Machinery	TPC3130	3 weeks
TPC Training System	Machine Shop Practices	TPC3150	3 weeks
TPC Training System	Machine Shop Turning Operations	TPC3160	3 weeks
TPC Training System	Machine Shop Shaping Operations	TPC3170	3 weeks
TPC Training System	Machine Shop Job Analysis	TPC3230	3 weeks
TPC Training System	Lathe - Turning Work Between Centers	TPC3240	3 weeks
TPC Training System	Lathe - Machining Work in a Chuck	TPC3250	3 weeks
TPC Training System	Basic Milling Procedures	TPC3260	3 weeks
TPC Training System	Indexed Milling Procedures	TPC3270	3 weeks
TPC Training System	Multiple-Machine Procedures	TPC3280	3 weeks
TPC Training System	Mechanical Drive Maintenance	TPC3410	3 weeks
TPC Training System	Mechanical and Fluid Drive Systems	TPC3420	3 weeks
TPC Training System	Bearing and Shaft Seal Maintenance	TPC3430	3 weeks
TPC Training System	Pump Installation and Maintenance	TPC3440	3 weeks
TPC Training System	Maintenance Pipefitting	TPC3450	3 weeks
TPC Training System	Tubing and Hose System Maintenance	TPC3460	3 weeks
TPC Training System	Valve Maintenance & Piping Sys. Protection	TPC3470	3 weeks
TPC Training System	Introduction to Carpentry	TPC3610	3 weeks
TPC Training System	Constructing the Building Shell	TPC3620	3 weeks
TPC Training System	Finishing the Building Interior	TPC3630	3 weeks
TPC Training System	Structural Painting	TPC3640	3 weeks
TPC Training System	Flat Roof Maintenance	TPC3660	3 weeks
TPC Training System	Plumbing Systems Maintenance	TPC3670	3 weeks
TPC Training System	Landscaping Maintenance	TPC3750	3 weeks
TPC Training System	Blueprint Reading for Welders	TPC4160	3 weeks
TPC Training System	Welding Principles	TPC4170	3 weeks
TPC Training System	Oxyfuel Operations	TPC4180	3 weeks
TPC Training System	Arc Welding Operations	TPC4190	3 weeks
TPC Training System	Cleaning Chemicals	TPC4510	3 weeks
TPC Training System	Floors and Floor Care Equipment	TPC4520	3 weeks
TPC Training System	Maintaining Floors and Other Surfaces	TPC4530	3 weeks
TPC Training System	Rest Room Care	TPC4540	3 weeks
TPC Training System	Carpet and Upholstery Care	TPC4550	3 weeks
Welding			
Am. Welding Society	MIG – GMAW-1	PWEL005	3 weeks
Am. Welding Society	TIG – GTAW-1	PWEL006	3 weeks
Am. Welding Society	TIG – GTAW-2	PWEL007	3 weeks
Am. Welding Society	TIG – GTAW-3	PWEL008	3 weeks

CBU: Contract Beds Unit Milestones

Milestone Completion Credit Schedule			
Career Technical Education			
Refer to Schedule 1 of the Milestone Completion Credit Schedule, titled Division of Rehabilitative Programs (DRP) Career Technical Education Milestone Descriptions and Codes.			
Computer Repair			
COMPTIA	Core	V3003C0	3 weeks
COMPTIA	Level I	V3003L3	3 weeks
Graphic Arts			
Graphic Design	Graphic Design Core	V07C000	5 weeks
Graphic Design	Graphic Design Level I	V07L000	5 weeks
Horticulture/Landscaping			
Horticulture/Landscaping	Core	V3004C0	5 weeks

Academic Milestone Descriptions and Codes			
Academic Programs			
Refer to Schedule 1 of the Milestone Completion Credit Schedule, titled Division of Rehabilitative Programs (DRP) Academic Milestone Descriptions and Codes.			

General Milestone Descriptions and Codes			
General Programs			
Refer to Schedule 2 of the Milestone Completion Credit Schedule, titled Division of Adult Institutions (DAI) General Milestone Descriptions and Codes.			
Rehabilitative Programs			
Refer to Schedule 1 of the Milestone Completion Credit Schedule, titled Division of Rehabilitative Programs (DRP) General Milestone Descriptions and Codes.			
Substance Abuse Transitions Pre-Release Program			
CSAP (CCF)	Course Completion	S020101	8 weeks
The Urban Ministry Institute (TUMI)			
Refer to Schedule 2 of the Milestone Completion Credit Schedule, titled Division of Adult Institutions (DAI) General Milestone Descriptions and Codes.			

CBU: Contract Beds Unit Milestones (Continued)

Academic Milestones Credit Earning Schedule			
Academic Programs			
Refer to Schedule 1 of the Milestone Completion Credit Schedule, titled Division of Rehabilitative Programs (DRP) Academic Milestone Descriptions and Codes.			
English as a Second Language (ESL) Programs			
ESL	Beginning ESL I	COCESL5	3 weeks
ESL	Beginning ESL II	COCESL6	3 weeks
ESL	Intermediate ESL	COCESL7	3 weeks
ESL	Advanced ESL	COCESL8	3 weeks
Adult Education in Spanish Programs			
INEA	Primaria	COCINE4	3 weeks
INEA	Secundaria	COCINE2	3 weeks
COBACH	Colegio de Bachilleres	COCINE3	3 weeks

Cognitive Behavior Milestones Credit Earning Schedule			
General Programs			
Refer to Schedule 2 of the Milestone Completion Credit Schedule, titled Division of Adult Institutions (DAI) General Milestone Descriptions and Codes.			
Rehabilitative Programs			
Refer to Schedule 1 of the Milestone Completion Credit Schedule, titled Division of Rehabilitative Programs (DRP) General Milestone Descriptions and Codes.			
Criminal Thinking	Thinking For A Change (T4C)	COCT4C2	3 weeks
Anger Management	Understand and Reducing Anger Feelings (TCU)	COCTCU2	3 weeks
Criminal Thinking	Unlock Your Thinking, Open Your Mind	COCUYT2	3 weeks
COCF Substance Abuse Program			
RDAP	Level I Course Completion	COCRD01	3 weeks *R6
RDAP	Level II Course Completion	COCRD02	3 weeks *R6
RDAP	Level III Course Completion	COCRD03	3 weeks *R6
RDAP	Level IV Course Completion	COCRD04	3 weeks *R6
RDAP	Level V Course Completion	COCRD05	3 weeks *R6
RDAP	Level VI Course Completion	COCRD06	3 weeks *R6

*R6 = Repeatable during new term Substance Abuse Programs

CBU: Contract Beds Unit Milestones (Continued)

Career Technical Education Milestones Credit Earning Schedule			
Refer to Schedule 1 of the Milestone Completion Credit Schedule, titled Division of Rehabilitative Programs (DRP) Career Technical Education Milestone Descriptions and Codes			
Gardening			
Master Gardener	Level I	COCGAR4	5 weeks
Horticulture/Landscaping			
Horticulture/Landscaping	Core	V3004C0	5 weeks
KY Workplace Essentials			
KY Workpl. Essentials	Business Reading	COCWPE5	1 week
KY Workpl. Essentials	Business Math	COCWPE6	1 week
KY Workpl. Essentials	Business Communication and Writing	COCWPE7	1 week
KY Workpl. Essentials	Employment Readiness	COCWPE8	1 week

General Milestones Credit Earning Schedule	
The Urban Ministry Institute (TUMI)	
Refer to Schedule 2 of the Milestone Completion Credit Schedule, titled Division of Adult Institutions (DAI) Milestone Completion Credit Schedule.	

Agenda Item #8

Welcome to the

Division of Rehabilitative Programs



Also known as

DRP

DRP Mission...

Our mission is to protect public safety by providing rehabilitative programming to California's state prison population and community parolees. We provide opportunities to change criminal thinking patterns, promote pro-social behaviors through education and cognitive behavioral treatment, and increase employability through career technical training and transitional reentry programs.


DRP Values...

DRP operates under three core values: Program Quality, Program Resources, and Program Performance:

- Program **Quality**: Ensure all DRP programs provide the necessary value, maximizing use of state funds, creating a safe prison environment, and effectively reducing recidivism.
- Program **Resources**: Ensure DRP maximizes all resources, providing the most effective programming for men and women incarcerated in California's state prisons.
- Program **Performance**: Monitor key performance indicators such as program completions, attendance, certifications, learning gains, and fidelity.

DRP Funding


- The proposed 2018-19 Governor's Budget provides DRP with approximately \$457.9 million in general funds and another \$50.1 million in reimbursement funding totaling \$508 million dollars.
- This proposal represents growth of over \$155 million in general funds from the Budget Act of 2012-13.



DRP Staffing / Positions

DRP's proposed position authority in 2018-19 is 1,851, which currently includes:

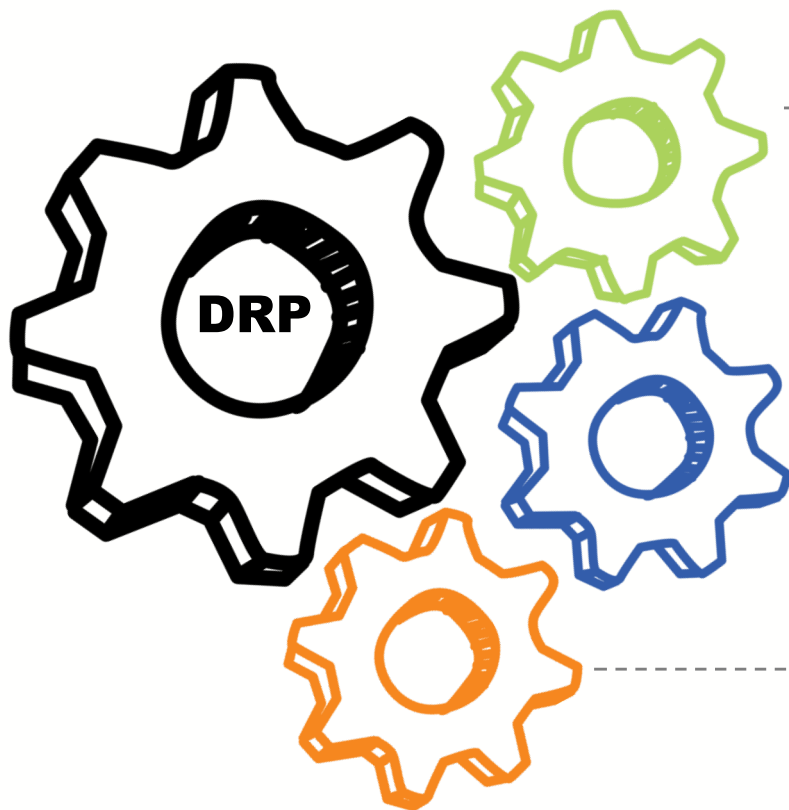
- Academic Field Education: currently 1,546 positions
- In-Prison Field Programming: 146 civil service positions, 695 treatment counselors/facilitators, 123 contract admin positions
- DRP HQ Administration, Oversight, and Support: 160 positions



DRP provides various rehabilitative services to offenders during incarceration and while on parole. Rehabilitative programming is the best way for an offender to be prepared for success upon release.



DRP has 3 main Components:



1. In-Prison Services

- Correctional Education
- In-Prison Treatment Services
- Non-Treatment Programming


2. Community Reentry Services

3. Program Support

Component 1:


IN-PRISON SERVICES

In-Prison Services provide comprehensive **pre-release** rehabilitative programs and services for offenders while in prison, and works closely with Community Reentry Services to ensure a continuum of care.



Component 2: **COMMUNITY REENTRY SERVICES**

Community Reentry Services provide comprehensive **post-release** rehabilitative programs and services located in communities throughout the state of California, delivered through residential, outpatient, and drop-in centers.




Component 3:

PROGRAM SUPPORT

Behind-the-scenes, the Office of Program Support (OPS) focuses on providing support and outreach to all of DRP. OPS also manages the technical initiatives that are advancing the future of rehabilitation.

OPS consists of the following units:

- **Business Services**
- **DRP TV**
- **Invoice and Billing**
- **Fiscal**
- **Portfolio Data**
- **Portfolio Management**
- **Portfolio Training**
- **Personnel**
- **Accounting**
- **Procurement**
- **Training**
- **Outreach**



DRP and the Rehabilitation Process



Each component in DRP plays a role in each step of the offender's journey through rehabilitation.



To see how DRP works, let's step through
THE OFFENDER JOURNEY...

OFFENDER JOURNEY

Begin the rehabilitation process

STEP 1:

Assessments

The journey begins at intake. Upon entering prison, the offender is given three assessments... the **COMPAS**, the **CSRA**, and the **TABE**.



Intake | Two Assessments

COMPAS

Correctional Offender Management Profiling for Alternative Sanctions (COMPAS)

COMPAS is a research-based, risk and needs assessment tool for criminal justice practitioners to assist them in the placement, supervision, and case management of offenders in community and secure settings.

CSRA

The California Static Risk Assessment (CSRA)

CSRA addresses an offender's criminogenic needs and assesses their risk to re-offend.

Criminogenic needs are a set of factor(s) that influence an individual's tendency toward criminal behavior.

The greater the criminogenic rating, the more likely an individual is to commit crimes.

TABE

Test of Adult Basic Education (TABE) - Reading

TABE is used to assess the achievement of examinees on core content areas taught and assessed as part of Adult Basic Education programs nationwide. The TABE test is aligned to the national College and Career Readiness Standards for the three core subject areas: Reading, Mathematics, and Language.

These assessments will determine which rehabilitative programs are best suited for offender enrollment.

STEP 2:

Educational Programs

The offender may be placed in various educational programs, including **Academic** and **Career Technical Education (CTE)**.



Programs | **ACADEMIC**

These programs are offered through DRP's **Office of Correctional Education (OCE)**



Programs | **ACADEMIC**

ABE

Adult Basic Education:

ABE is for offenders with reading skills below the ninth grade level. ABE provides opportunities for acquiring academic skills through an emphasis on English Language Arts and Mathematics.

HSE

High School Equivalency:

GED is for offenders who possess neither a High School Diploma (HSD) nor a High School Equivalency (HSE) certificate. Students receive preparation to take an HSE exam.

F2F / CC

Face-to-Face & Correspondence College:

Face-to-Face college instruction is provided in partnerships with local community colleges to 34 adult institutions with the expectation that all 35 will have face-to-face instruction in the 2018 calendar year.

HSD

High School Diploma:

This program provides offenders the opportunity to fulfill current graduation requirements of the State of California, Department of Education, to secure a HSD. Based upon an analysis of the transcript, the student receives instruction in credits needed for graduation.

Programs | CTE

CTE training is provided in **six** different career sectors:



Business



Public Service



Construction



Product Development



Transportation



Utilities



Programs | CTE

CTE Programs include:

- **Carpentry**
- **Masonry**
- **Plumbing**
- **Industrial Painting**
- **Electrical Construction**
- **Cosmetology**
- **Machine Shop**
- **Heating/Ventilation/
Air-Conditioning/Refrigeration**
- **Sheet Metal**
- **Building Maintenance**
- **Roofing**
- **Welding**
- **Electronics/Network Cabling**
- **Sustainable Landscape Design**
- **Office Services and Related Technologies**
- **Computer Literacy**
- **Auto Mechanics/Engine Service and
Repair**
- **Small Engine Repair**
- **Automotive Body Repair and Refinishing**
- **Computer Coding**
- **Heavy Equipment**
- **AutoCAD**

STEP 3:

Cognitive Behavioral Treatment (CBT) Programs

CBT is an evidence-based treatment approach that teaches offenders how to identify and change destructive thought patterns.




Programs | CBT




Substance
Use Disorder
Treatment



Family
Relationships




Anger
Management



Criminal
Thinking



Victim Impact
(LTOP)



Denial
Management
(LTOP)



STEP 4: Special Programs

Specialized programming is available for eligible offenders or those with long-term sentences.



Programs | SPECIAL

LTOP

Long Term Offender Program:

LTOP is a voluntary CBT program that provides evidence-based programming to offenders who are subject to the Board of Parole Hearings parole suitability process.

SDP

Step-Down Program:

SDP provides offenders placed in a Security Housing Unit the opportunity to earn enhanced privileges by refraining from participation in Security Threat Group affiliations and behaviors.

CBI-SO

Cognitive Behavioral Interventions for Sex Offenders:

CBI-SO provides CBT programming to address the criminogenic needs of offenders who are required to register pursuant to Penal Code Section 290 (PC 290).

OMCP

Offender Mentor Certification Program:

OMCP is a voluntary program for long-term and life-term offenders. It provides training and certification to become a Certified Offender Mentor for Alcohol and Other Drug counseling. Graduates are assigned as co-facilitators in Substance Use Disorder Treatment programs throughout all adult institutions.

Additional Programming

AIC

Arts-in-Corrections

This program, led by professional artists, is designed to reduce recidivism by allowing offenders to express themselves and create self-awareness through the integration of a visual, literary, and performing arts curriculum.

IPG

Innovative Programming Grants

These grants were originally funded in the 2013-14 budget and in subsequent years have created and funded programming opportunities at over 190 locations within adult institutions statewide providing over 50,000 additional self-help programming slots in 2017-18.

STEP 5: Nearing Parole

Offenders begin **re-entry planning** and acquire the final necessary skills or services needed for release.



Programs | **Nearing Parole**



Transitions: This program offers offenders employability, money management, and financial literacy skills to prepare them for a successful reentry into their communities.



CAL-ID Program: The CAL-ID Program streamlines access to support services such as medical, housing, and right-to-work documents.



Male Community Reentry Program: MCRP allows eligible offenders committed to state prison to serve the end of their sentences in the community in lieu of confinement in state prison.

Participants learn about community resources and programs that can assist them in their transition back into the community.

STEP 6: Reentry Assessment

Prior to departing prison, the offender is once again given a **COMPAS** assessment focused on reentry to determine if they would benefit from additional rehabilitative programs while on parole.



BEGIN PAROLE

Parolees now have access to
Community Reentry Services

START

STEP 7:

Meet with Parole Agent

The parole agent reviews the **COMPAS** assessment, and decides which Community Reentry Programs would be beneficial to the parolee.



STEP 8: Enroll in Parolee Programs

Parolee enrolls in community reentry programs, which are located throughout the state of California. These volunteer programs are delivered through residential, outpatient, and drop-in centers.



Community Reentry | **PROGRAMS**

CLLC

Computer Literacy Learning Center:

CLLC provides classroom instruction that focuses on basic proficiency in reading, writing, and math.

DRC

Day Reporting Centers:

DRC addresses the assessed needs of parolee participants. Services include counseling, education, family reintegration, substance use disorder education, life skills training, and more.

THP

Transitional Housing Program:

THP provides residency and support services that focus on long-term offender needs such as employment, job search and placement training, stress management, victim awareness, computer supported literacy, and life skills.

PSC

Parolee Service Center:

PSC provides residency and support services for parolees that focus on employment, substance use disorder education, stress management, victim awareness, computer supported literacy, and life skills.

Continued on next page...

Community Reentry | PROGRAMS

FOTEP

Female Offender Treatment and Employment Program:

FOTEP provides a smooth transition for female offenders from custody to the community, focusing on intensive, gender-responsive counseling services.

CalT

Caltrans Work Crew Program:

This program provides transitional employment through litter abatement services for the California Department of Transportation.

STAR

Substance Abuse Treatment and Recovery Program:

STAR provides relapse prevention education to parolees with substance use disorder treatment needs.

STOP

Specialized Treatment for Optimized Programming:

STOP assists parolees during their transition into the community. Includes substance use disorder treatment, detoxification, health education, life skills, family and group counseling, sober living housing and more.

STEP 9:

Parole Accomplished



Parolee successfully rejoins society.



DRP PROGRAM SUPPORT

What was their part in the Offender Journey?

PROGRAM SUPPORT



TECHNOLOGY INITIATIVES

Manages the technology that supports offender rehabilitation

**MESSAGING
SOLUTIONS**
Delivers innovative messaging to promote and support DRP's rehabilitative efforts

ORGANIZATION SUPPORT

Provides fiduciary duties, human resource services, commodities, budgetary and fiscal support, and reporting of contract budget and expenditure support throughout the Division of Rehabilitative Programs

This is how we keep DRP moving!

TECHNOLOGY INITIATIVES

Program Support manages the technology that supports offender rehabilitation.

Below are the five key technology components...

- Automated Reentry Management System **(ARMS)**
- DRP Television **(DRPTV)**
- eReaders **(eREADERS)**
- Automated Rehabilitation Catalog and Information Discovery **(ARCAID)**
- Career Technical Education – Media Evolution **(CTE-ME)**



TECHNOLOGY INITIATIVES

ARMS

ARMS is a centralized, web-based data system that streamlines the lifecycle of rehabilitative treatment. It is DRP's case management system solution which provides rehabilitation data for improved statistical analysis and program improvement.

ARMS is used during
In-Prison and Community
Reentry Services



TECHNOLOGY INITIATIVES

DRP-TV

DRP-TV is a multi-channel streaming network that delivers secure educational and rehabilitative television programming to offenders. The programming delivers rehabilitative and educational content, designed to supplement the offenders' core curriculum and academic literacy, allowing them the opportunity to achieve milestone credits.

DRP TV is used during
In-Prison Services



TECHNOLOGY INITIATIVES

eReaders

eREADERS are secure digital textbooks that are accessed by inmates enrolled in college courses. The eReader initiative is designed to help offenders complete their academic milestone credits and reach their educational goals. Educational success is a key component to reducing recidivism.

eReaders are used during
In-Prison Services



TECHNOLOGY INITIATIVES

Automated Rehabilitation Catalog and Information Discovery (ARCAID) Machines:

Each machine is a kiosk that provides accessible program and resource information. It features a user-friendly touch-screen interface, a dedicated printer, and access to a database of more than 800 community resources. ARCAID is also available in desktop format.

ARCAID



ARCAID kiosks are available at select institutions and parole offices



TECHNOLOGY INITIATIVES

Career Technical Education Media Evolution (CTE-ME):

The CTE-ME project provides basic infrastructure, new resources and resource access methods for Career Technical Education. This covers: eBooks, eLearning, network and internet accessible education modules, and cloud based certifications.

CTE-ME is used during
In-Prison Services



CTE-ME

TECHNOLOGY: THE FUTURE



Division of Rehabilitative Programs – Media Evolution (DRP-ME)

Extended Wireless Connectivity to all academic classrooms and other inmate accessible areas in every institution



Offender Services Infrastructure (OSI)

Upgrades Data Center equipment and institution servers to meet demands of increased capacity, and adds computers for academic classrooms.

TECHNOLOGY: THE FUTURE

NEXT STEPS:

1. Expand educational offerings by creating connections from in-cell to in-classroom
2. Allow access to self-help and treatment programming while in-cell
3. Improve security and delivery of services with multi-factor authentication and a centralized virtual desktop environment
4. Continue replacement and/or expansion of connected offender and teacher workstations where applicable
5. Expand staff connectivity to create a college-like treatment or classroom experience for offenders
6. Expand/modify career technical programming in areas where successful employment can be gained

Division of Rehabilitative Programs



In closing, DRP develops strategies to lower recidivism and help offenders with a successful reentry into our community.

Today's Offender is Tomorrow's Neighbor



Agenda Item #9



CCJBH

Council on Criminal Justice and Behavioral Health

Building bridges to prevent incarceration

Before and After California's Medicaid Expansion: Changes in Health Care Utilization by CDCR's Formerly Incarcerated (Preliminary Results)

Dawnté R. Early, PhD, MS

Research Scientist III

Office of The Secretary

California Department of Corrections and Rehabilitation (CDCR)

Acknowledgement

The work for this study is made possible through an Interagency Agreement (DHCS 16-93518; CDCR HQ 16-00475) and Data Use Agreement between the California Department of Health Care Services and the California Department of Corrections and Rehabilitation.



- Background
- Patient Protection and Affordable Care Act (ACA)
- Medi-Cal Utilization Project
- Data and Methods
- Results
 - Demographics
 - Utilization
- Conclusion and Next Steps

- Correctional facilities can provide incarcerated adults with access to preventive and chronic care, including treatment for substance use and mental health disorders.*
- Previously, a primary barrier to addressing health needs, like behavioral health challenges which increase the risk of recidivism, was lack of health insurance.
- The Patient Protection and Affordable Care Act (ACA) opened up the healthcare system to single, childless adults

* Wilderman, C., & Wang, E.A., (2017). Mass Incarceration, Public Health, and Widening Inequality in the USA. The Lancet, 389, 1464-1474.

- January 1st 2014 many of the formerly incarcerated or at-risk of incarceration became eligible for Medi-Cal.
- Under the ACA in California
 - ✓ Eligibility expanded to most adults with incomes under 138% of the federal poverty level
 - ✓ Supported over 3.7 million uninsured to enroll for a total of 14 million Californians.*

* Congressional Budget Office. (2017). Cost estimate: American Health Care Act. Retrieved from: http://www.cdcr.ca.gov/COMIO/docs/042017/0406/americanhealthcareact_0.pdf

- The ACA established mental health and substance use disorder services as Essential Health Benefits.
 - ✓ The ACA requires that all insurance plans must cover essential health benefits without annual caps aiming to lessen financial burden.
 - ✓ In 2014 a new outpatient mental health benefit that includes psychotherapy, medication management and other associated services was offered to Medi-Cal beneficiaries.

In Custody Population and Mental Health Designation

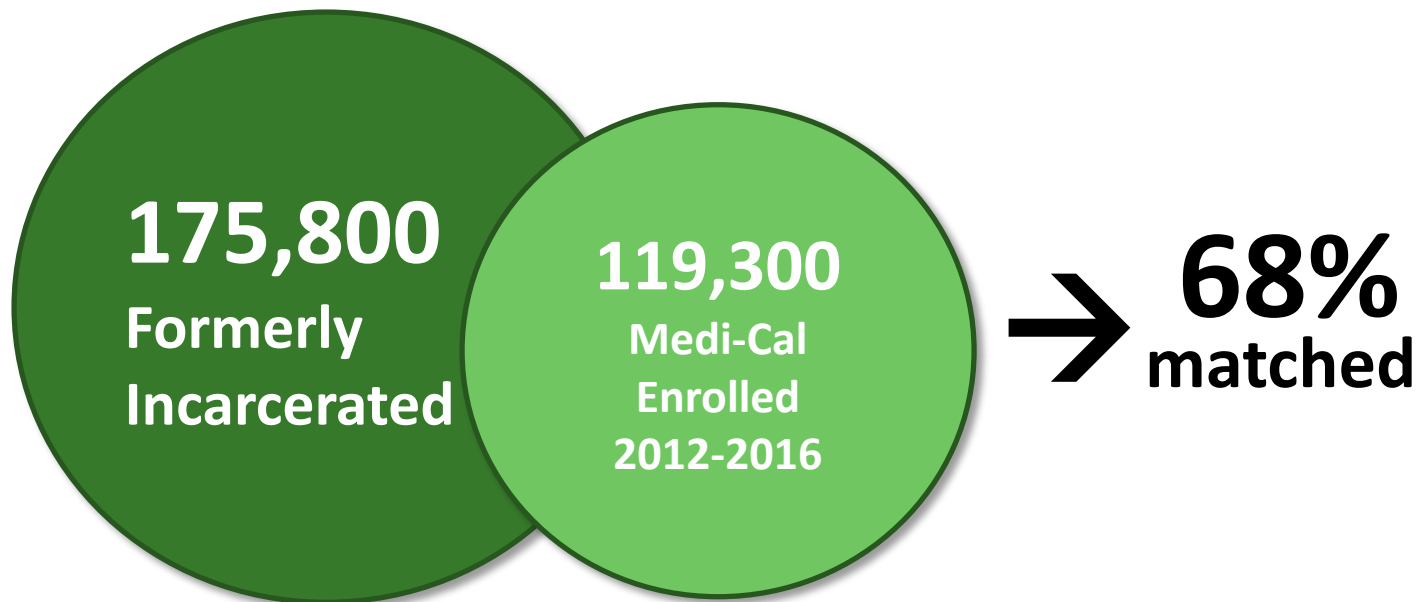
	June 2015	June 2016	June 2017
In Custody Enhanced Outpatient Program (EOP)	5,871	6,810	7,468
% In Custody Enhanced Outpatient Program (EOP)	5%	5%	6%
In Custody Correctional Clinical Case Management System (CCCMS)	29,043	29,035	29,007
% In Custody Correctional Clinical Case Management System (CCCMS)	23%	23%	22%
In Custody Total Population	128,900	128,643	131,260

- Transitional Case Management Program
 - ✓ Assist in the application process for benefit entitlements for potentially eligible inmates prior to parole.
 - ✓ CDCR is currently screening 100 percent of all inmates for benefit eligibility, and is providing benefit assistance services to 77.6 percent of the inmate population prior to release.
 - ✓ The average rate of approval for those who request benefit assistance (FY 2016-17) reported by TCMP for Medi-Cal applications is 86.4 percent who leave CDCR approved/eligible for Medi-Cal.

- Need for additional research on the impact of the ACA Medicaid expansion on justice-involved individuals.
- CCJBH partnered with the Department of Health Care Services to study patterns of health care service utilization among former offenders released from CDCR.
- Considering the high rates of behavioral health needs among the justice-involved population, a better understanding of if and how these individuals use their health care benefits is needed to inform policy and practice decisions.

- 119,300 CDCR formerly incarcerated
 - Enrolled in Medi-Cal at any time between 2012 – 2016
 - Matched on Social Security number
 - Percent matched by year

2012	2013	2014	2015	2016
25%	29%	43%	55%	61%



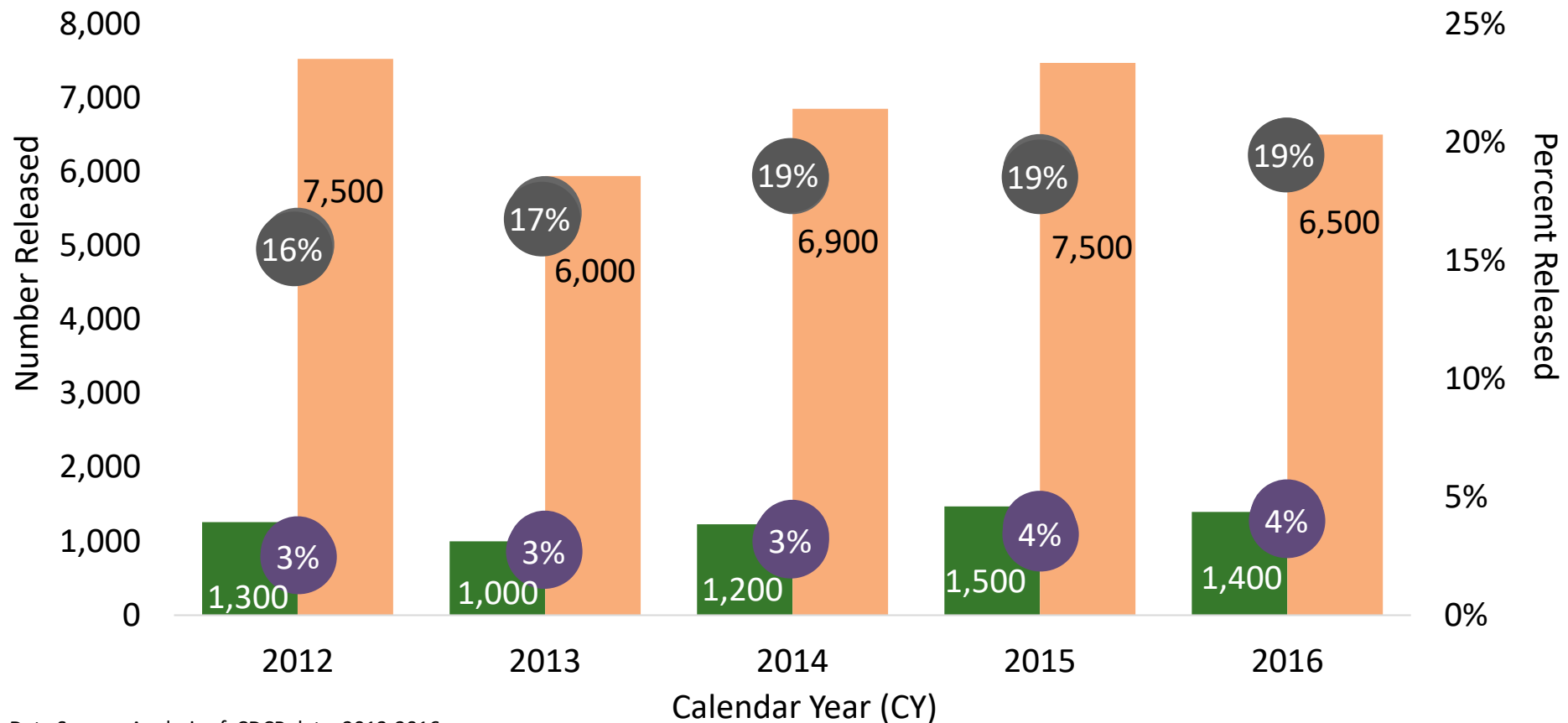
- Medi-Cal Data
 - ✓ 2012 -2016
 - ✓ Enrollment
 - ✓ Provider Information
 - ✓ Physical and Behavioral health claims
 - ✓ Fee-for-Service, Managed Care, Specialty Mental Health
- CDCR Data
 - ✓ Released between 2012-2016
 - ✓ 175,800 individuals
 - 214,000 releases
 - ✓ Demographic information
 - ✓ Conviction information
 - ✓ Mental health designation
 - Enhanced Outpatient Program (EOP)
 - Correctional Clinical Case Management System (CCCMS)
 - ✓ Substance abuse need assessment

- Enhanced Outpatient Program (EOP)
 - Mental health service designation applied to a severely mentally ill inmate receiving treatment at a level similar to day treatment services.
- Correctional Clinical Case Management System (CCCMS)
 - The CCCMS facilitates mental health care by linking inmate/patients to needed services. CCCMS services are provided as outpatient services within the general population setting at all institutions.

Number and % of CDCR Released by Mental Health Designation

■ # of EOP released per CY year
● % of EOP released per CY year

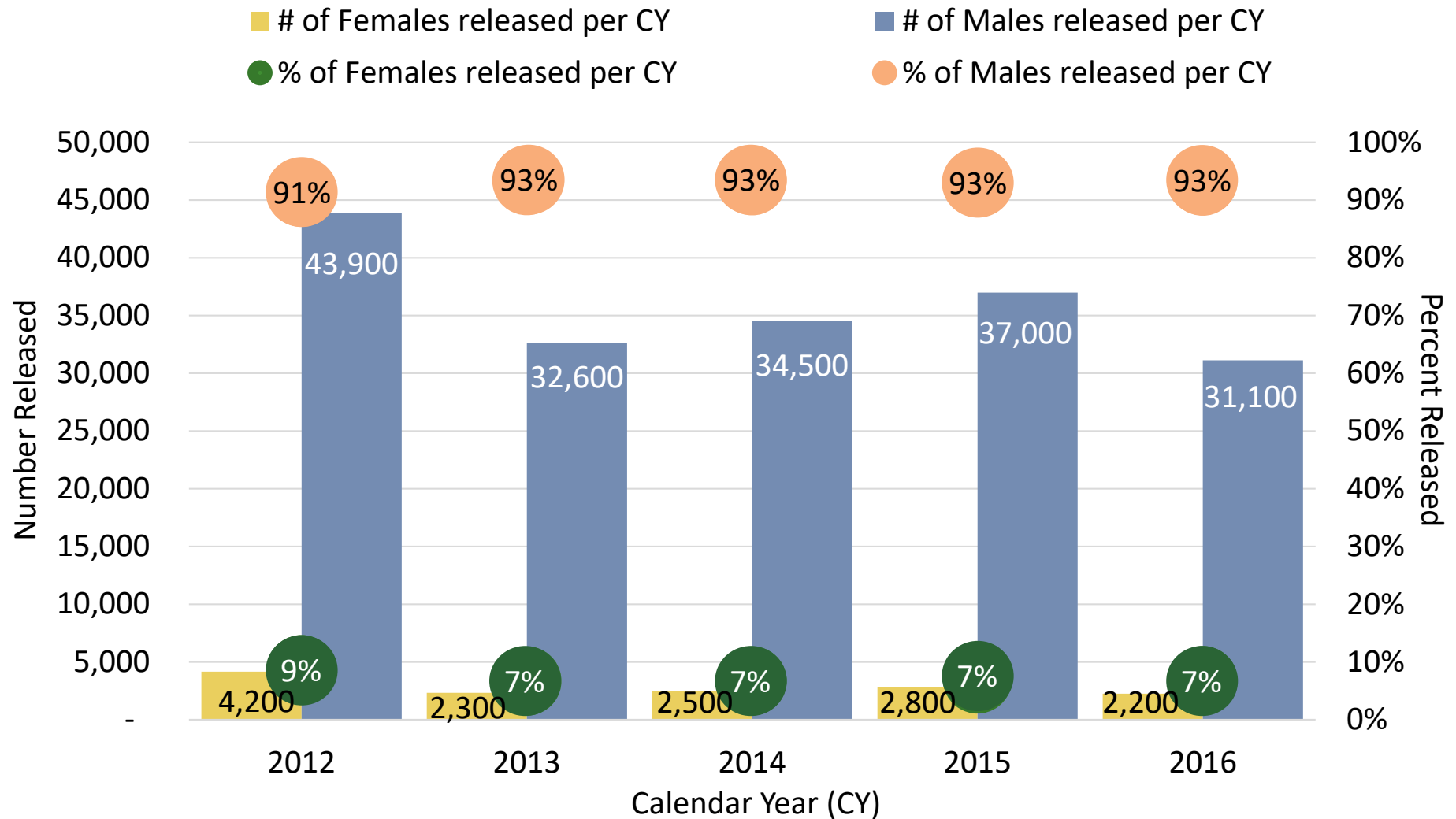
■ # of CCCMS released per CY year
● % of CCCMS released per CY year



Data Source: Analysis of CDCR data, 2012-2016

*Estimates rounded to the nearest hundred

Number Released by CDCR, Male vs. Female

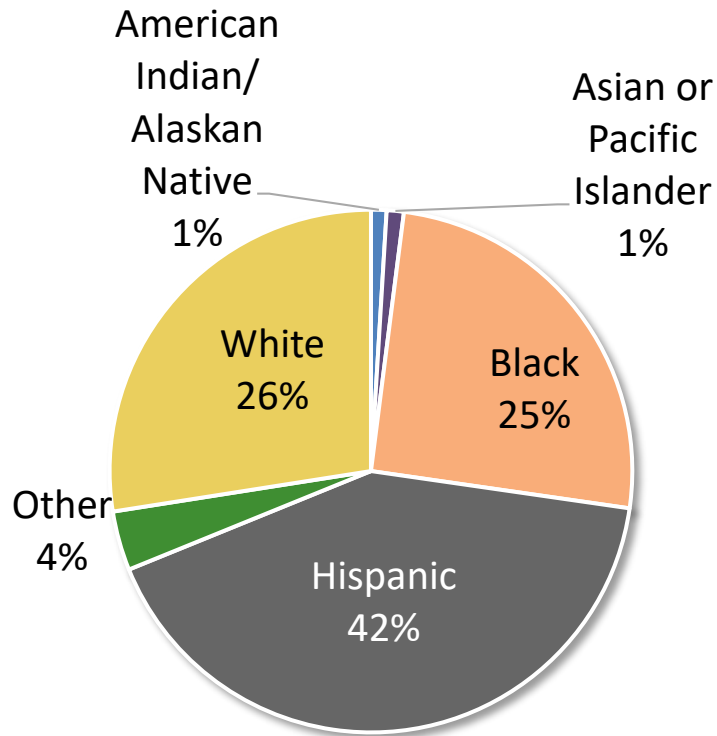


Data Source: Analysis of CDCR data, 2012-2016

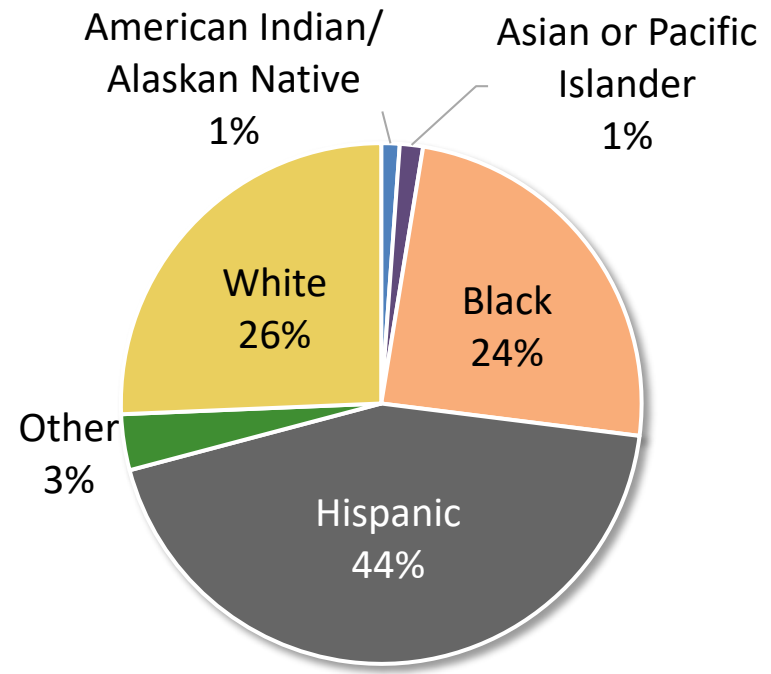
*Estimates rounded to the nearest hundred

% Released by CDCR Race/Ethnicity, 2012 and 2016

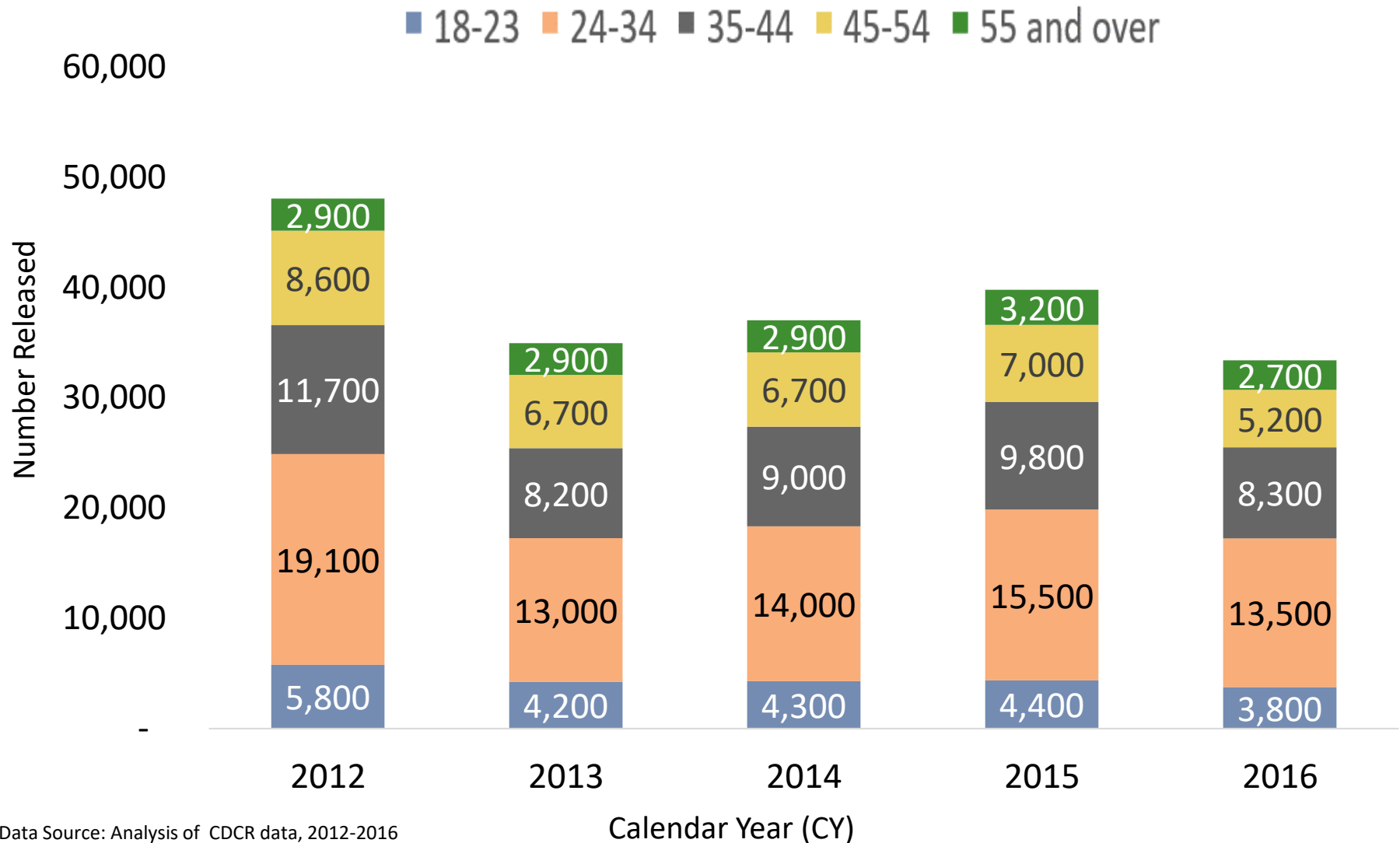
2012



2016



Number Released by CDCR, Age

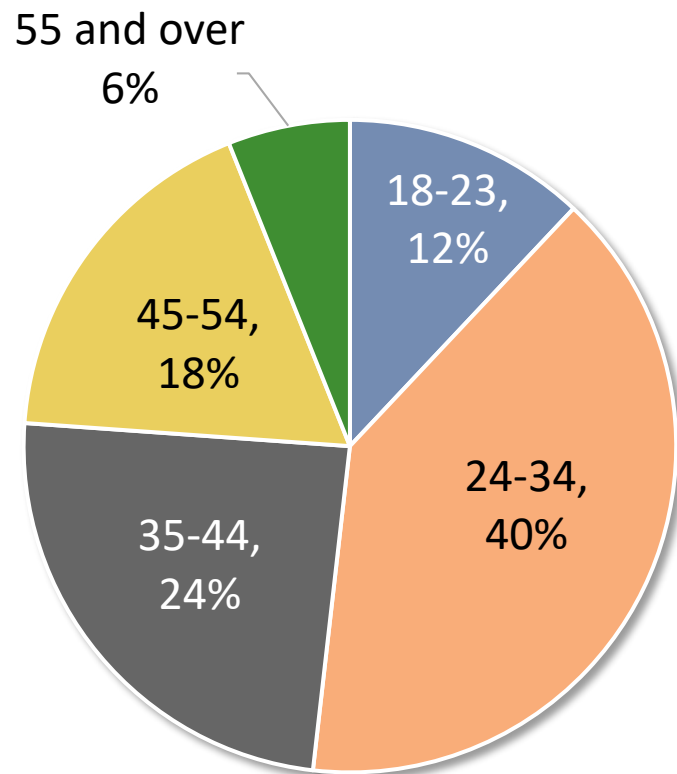


Data Source: Analysis of CDCR data, 2012-2016

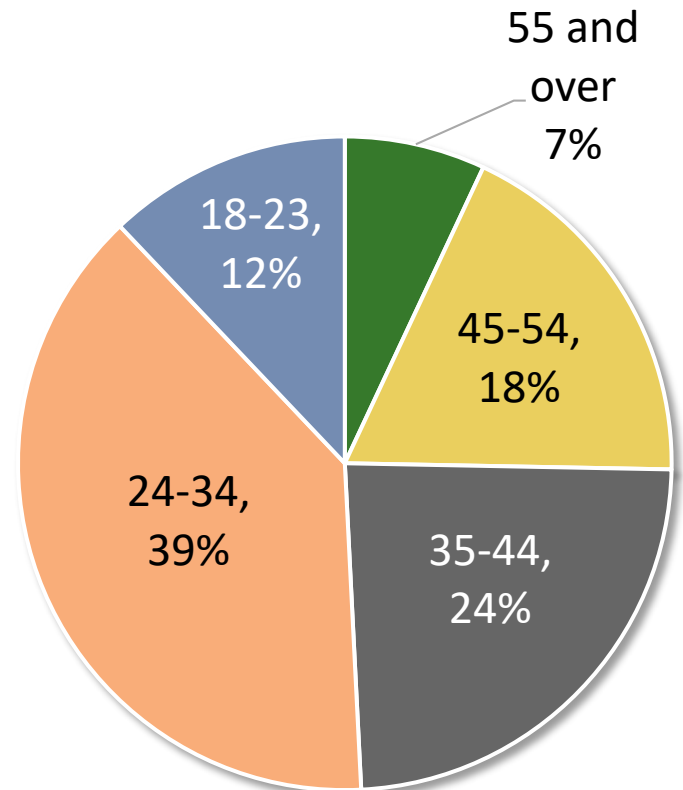
*Estimates rounded to the nearest hundred

% Released by CDCR, Age 2012 and 2016

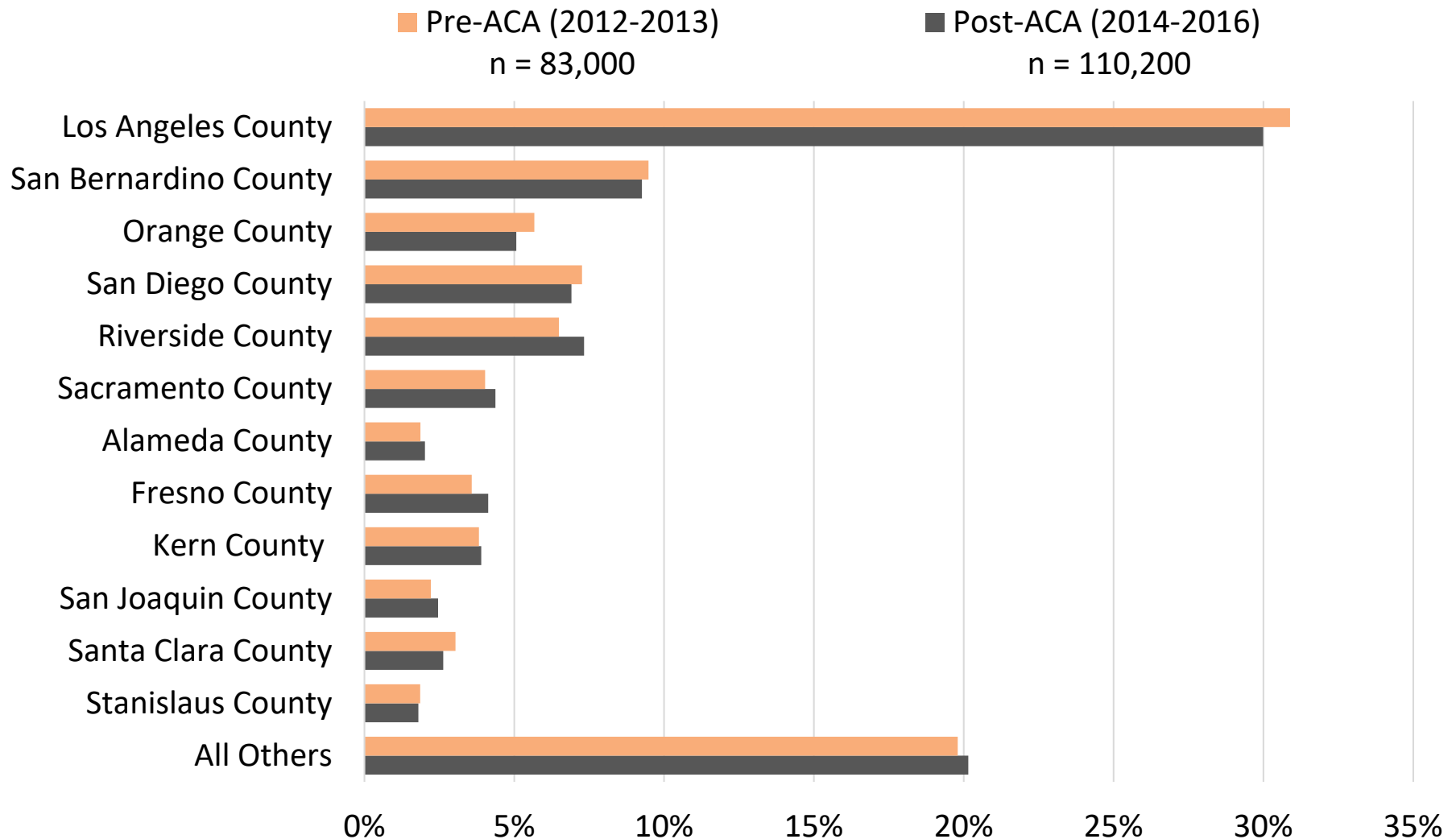
2012



2016



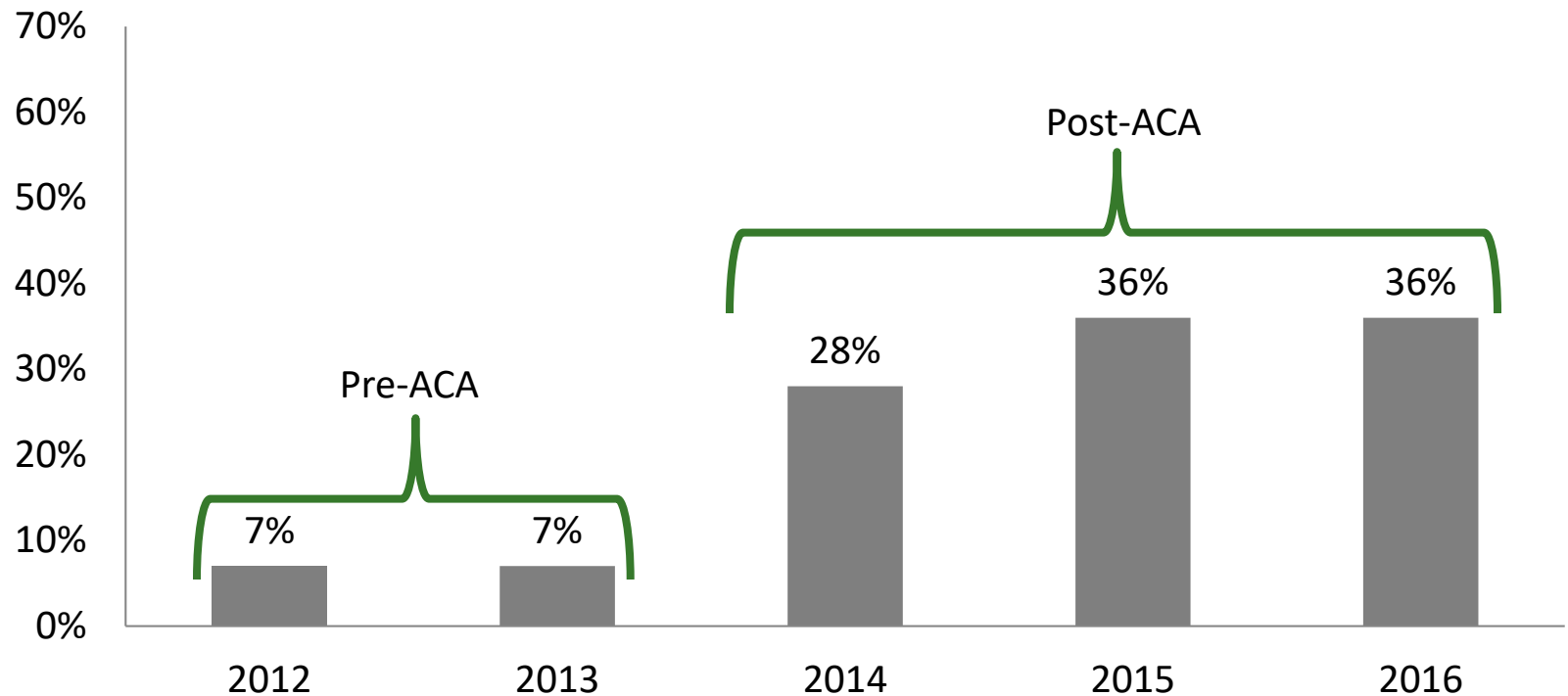
% Released by CDCR County, Pre and Post ACA



Data Source: Analysis of CDCR data, 2012-2016

*Estimates rounded to the nearest hundred

% All Formerly Incarcerated Receiving at Least One Medi-Cal Service by CDCR Release Year

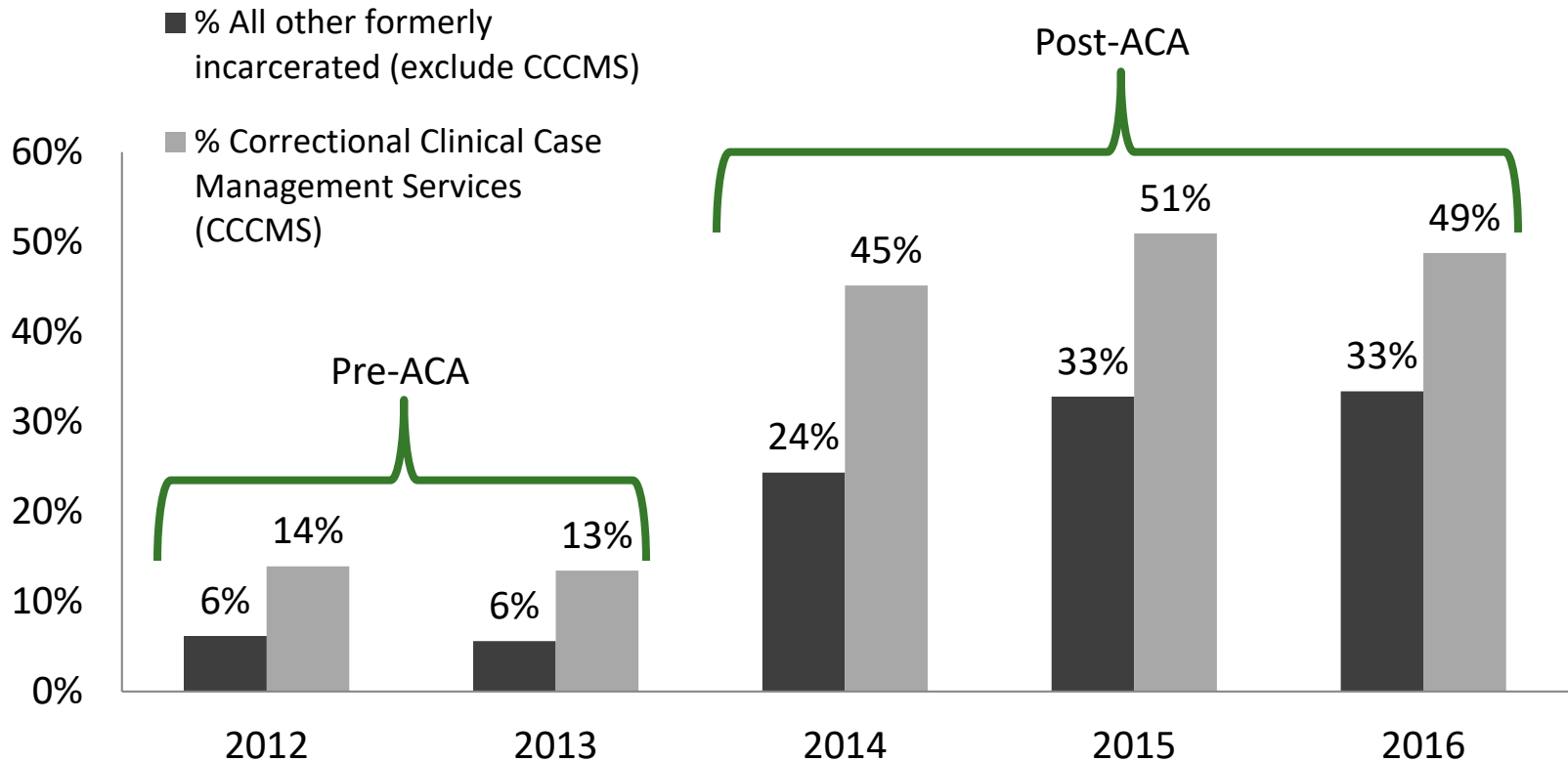


	2012	2013	2014	2015	2016
# Served in release year	3,500	2,400	10,400	14,400	12,100
# of formerly incarcerated released per year	48,100	34,900	37,000	39,800	33,400

Data Source: Analysis of CDCR and Medi-Cal data from the CDCR/DHCS Medi-Cal Utilization Project, 2012-2016

*Estimates rounded to the nearest hundred

% CCCMS vs all other Formerly Incarcerated Receiving at Least One Medi-Cal Service by CDCR Release Year

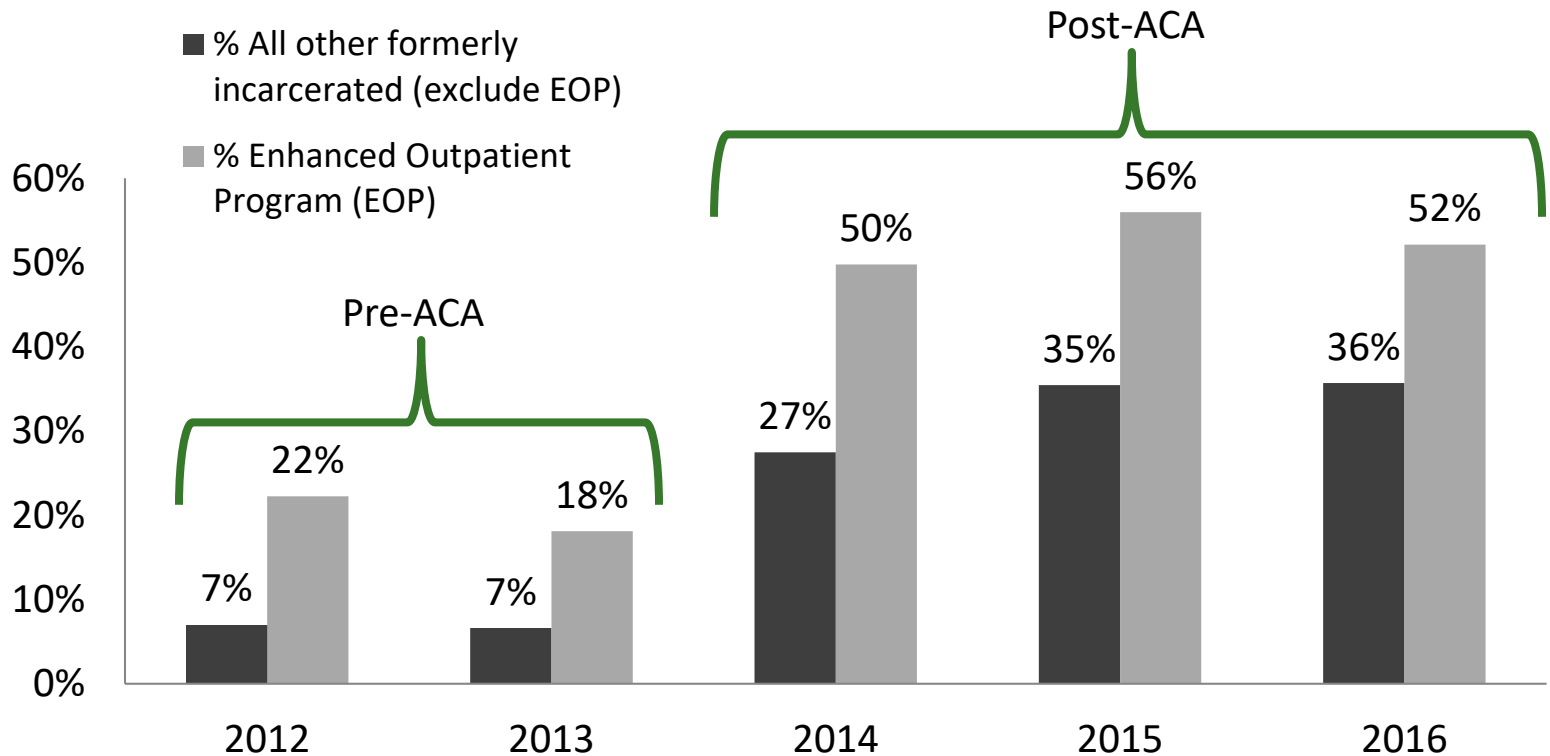


	2012	2013	2014	2015	2016
# CCCMS Served in release year	1,000	800	3,100	3,800	3,200
# of CCCMS released per year	7,500	5,900	6,900	7,500	6,500

Data Source: Analysis of CDCR and Medi-Cal 2012-2016 data from the CDCR/DHCS Medi-Cal Utilization Project

*Estimates rounded to the nearest hundred

% EOP vs all other Formerly Incarcerated Receiving at Least One Medi-Cal Service by CDCR Release Year

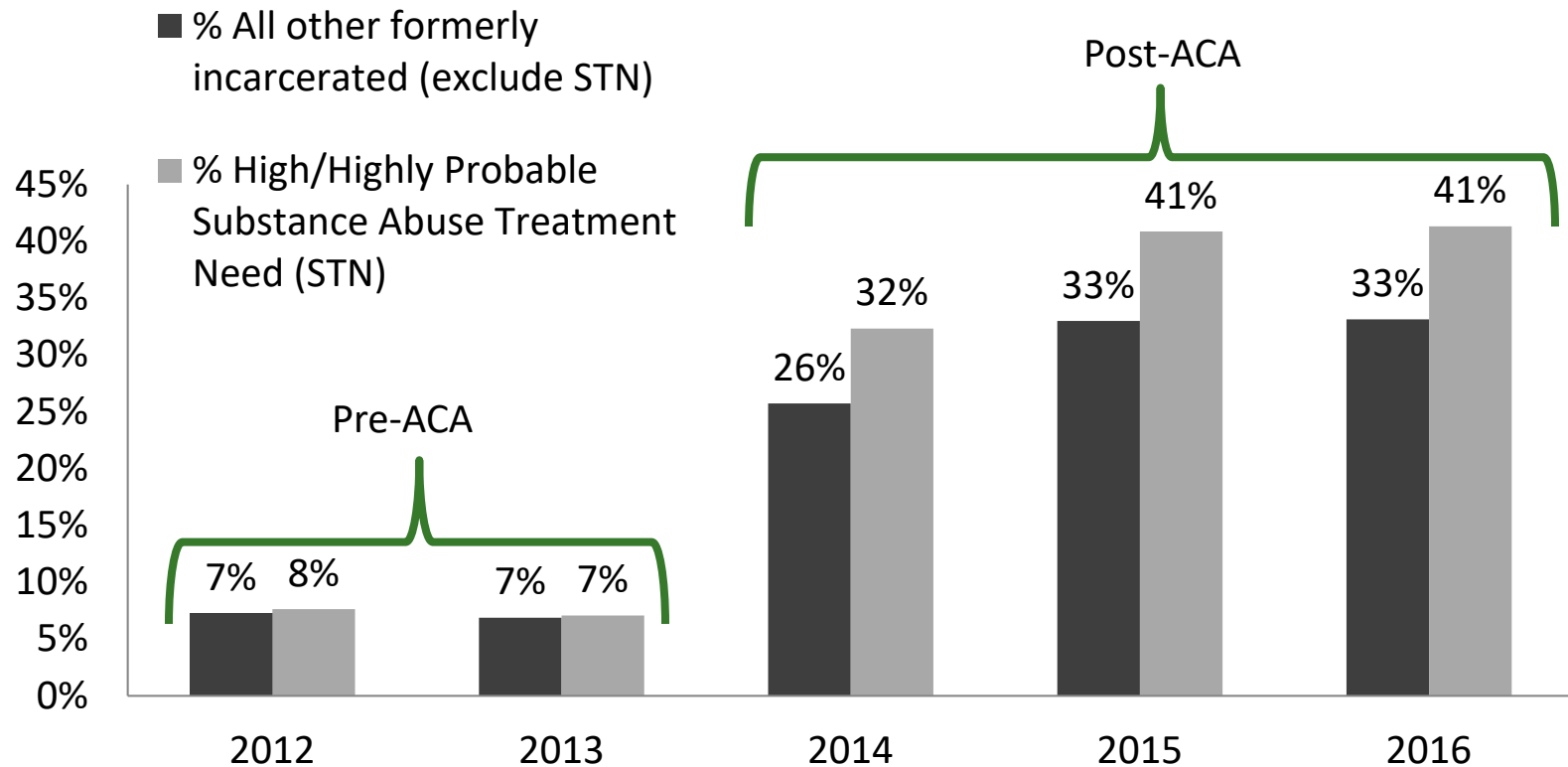


	2012	2013	2014	2015	2016
# EOP Served in release year	300	200	600	800	700
# of EOP released per year	1,300	1,000	1,200	1,500	1,400

Data Source: Analysis of CDCR and Medi-Cal 2012-2016 data from the CDCR/DHCS Medi-Cal Utilization Project

*Estimates rounded to the nearest hundred

% Substance Abuse Treatment vs all other Formerly Incarcerated Receiving at Least One Medi-Cal Service by CDCR Release Year

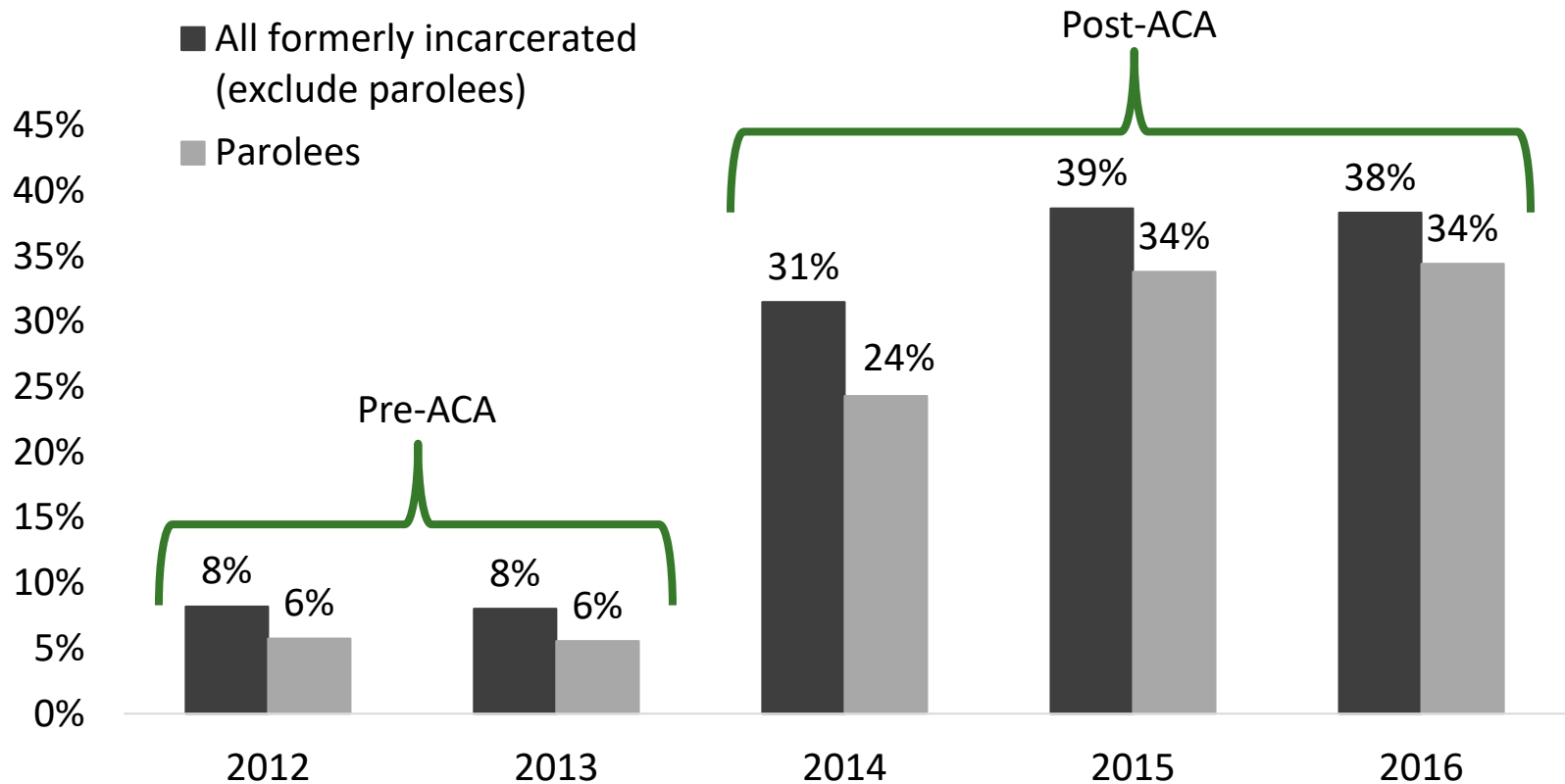


	2012	2013	2014	2015	2016
# STN served in release year	1,100	800	4,500	6,600	5,500
# of STN released per year	14,100	11,100	13,900	16,200	13,300

Data Source: Analysis of CDCR and Medi-Cal 2012-2016 data from the CDCR/DHCS Medi-Cal Utilization Project

*Estimates rounded to the nearest hundred

% Parolees vs all other Formerly Incarcerated Receiving at Least One Medi-Cal Service by CDCR Release Year

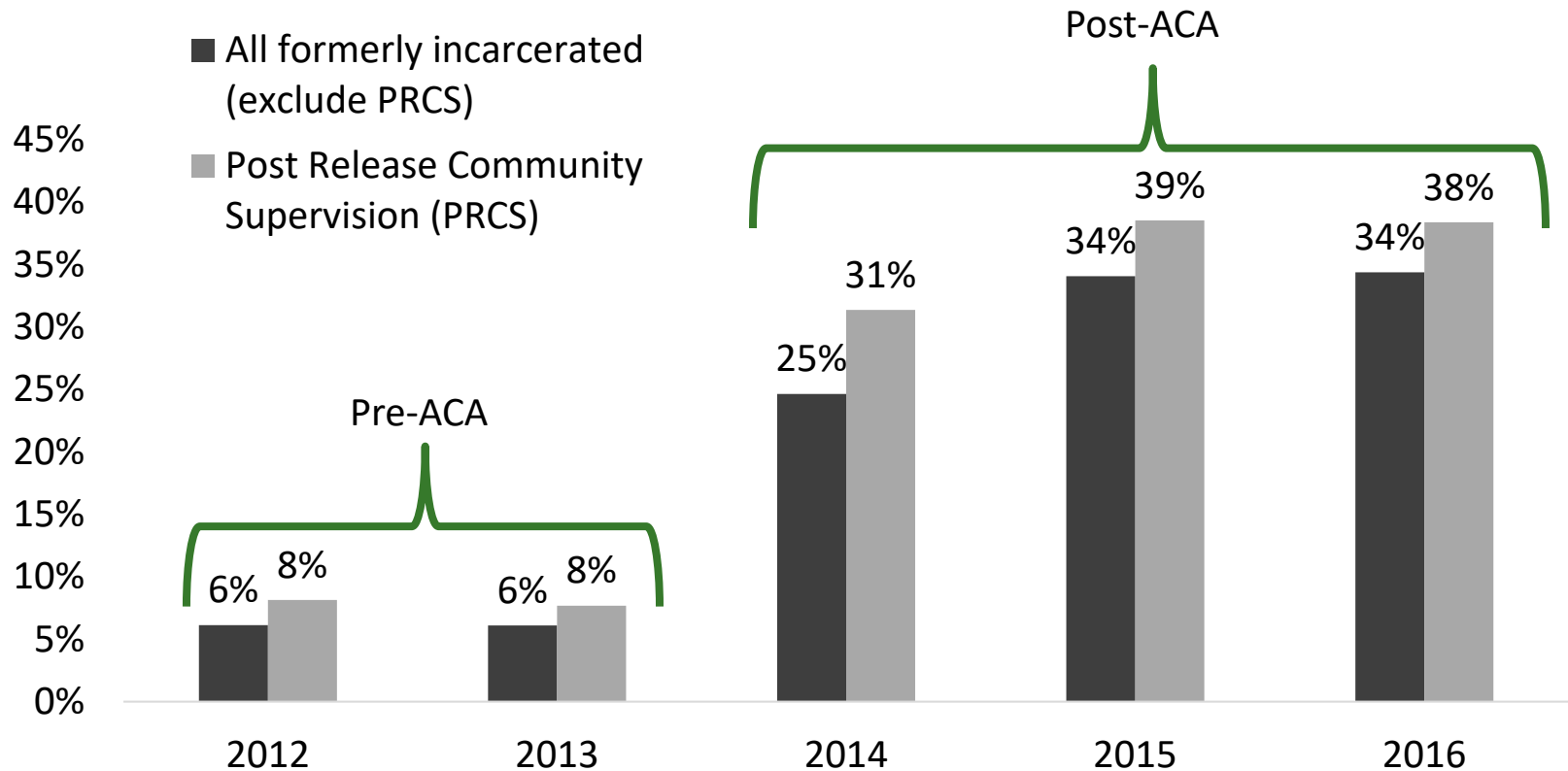


# Parolees Served in release year	2012	2013	2014	2015	2016
	900	900	4,100	6,800	5,700
# of Parolees released per year	16,100	15,500	16,900	20,100	16,900

Data Source: Analysis of CDCR and Medi-Cal 2012-2016 data from the CDCR/DHCS Medi-Cal Utilization Project

*Estimates rounded to the nearest hundred

% PRCS's vs all other Formerly Incarcerated Receiving at Least One Medi-Cal Service by CDCR Release Year



	2012	2013	2014	2015	2016
# PRCS Served in release year	2,400	1,400	6,200	7,300	6,500
# of PRCS released per year	29,900	18,300	19,700	19,100	16,800

Data Source: Analysis of CDCR and Medi-Cal 2012-2016 data from the CDCR/DHCS Medi-Cal Utilization Project

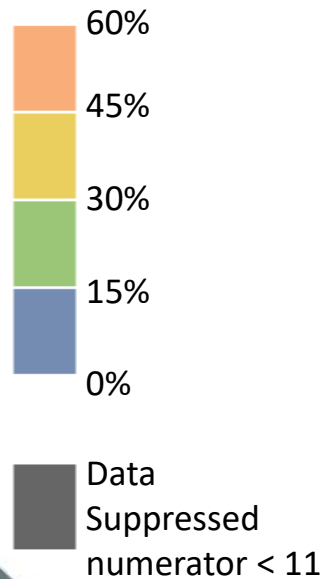
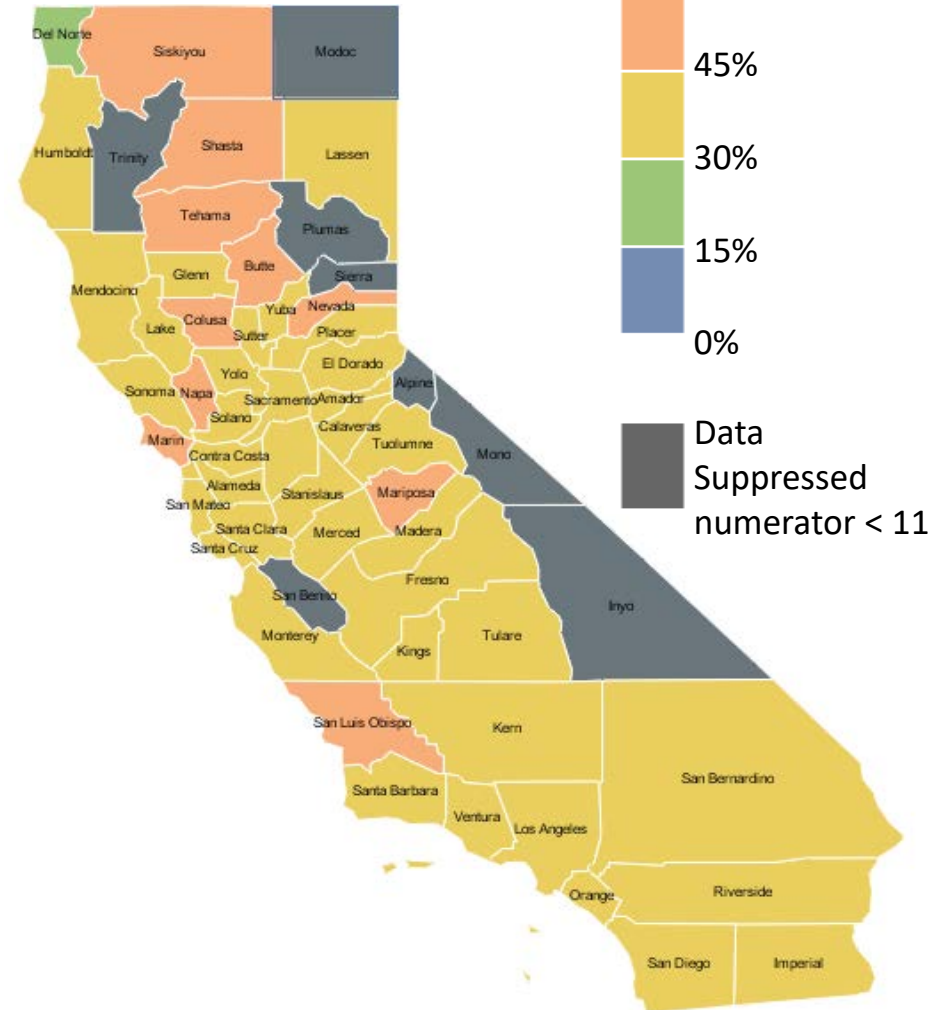
*Estimates rounded to the nearest hundred

Formerly Incarcerated Receiving at Least One Medi-Cal Service by County, 2012 and 2016

2012



2016

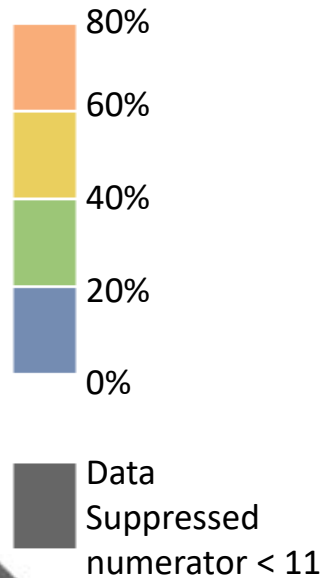
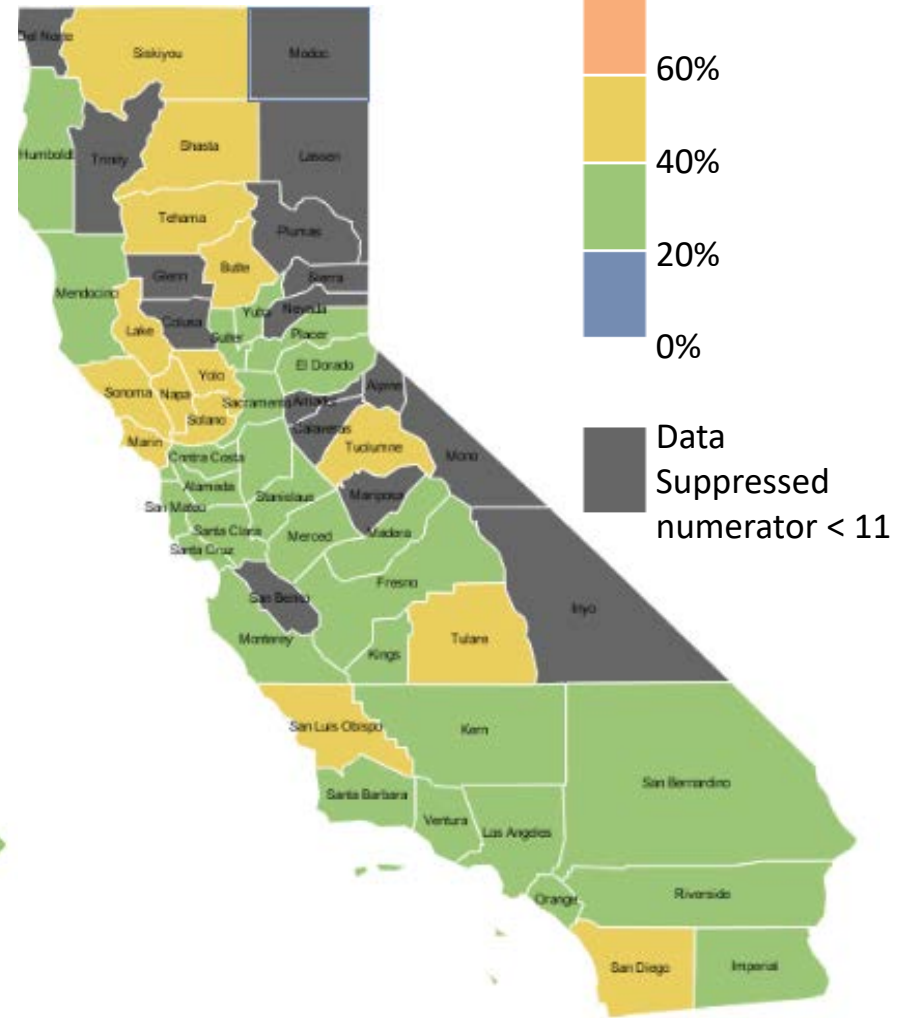


PRCS's and Parolees Receiving at Least One Medi-Cal Service by County, 2016

PRCS



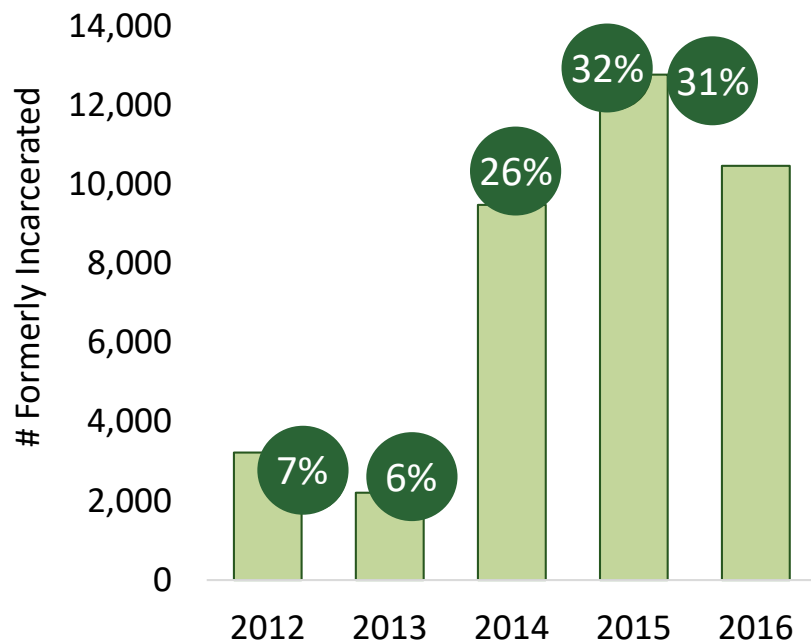
Parole



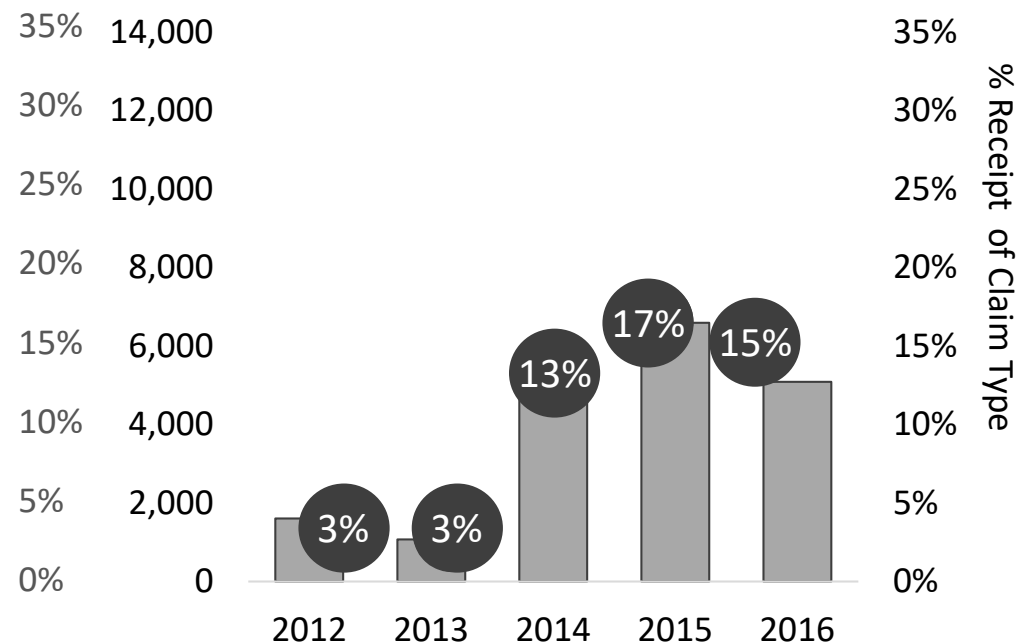
% of Physical and Behavioral Health Claims for All Formerly Incarcerated by CDCR Release Year



Physical Health Claims



Behavioral Health Claims



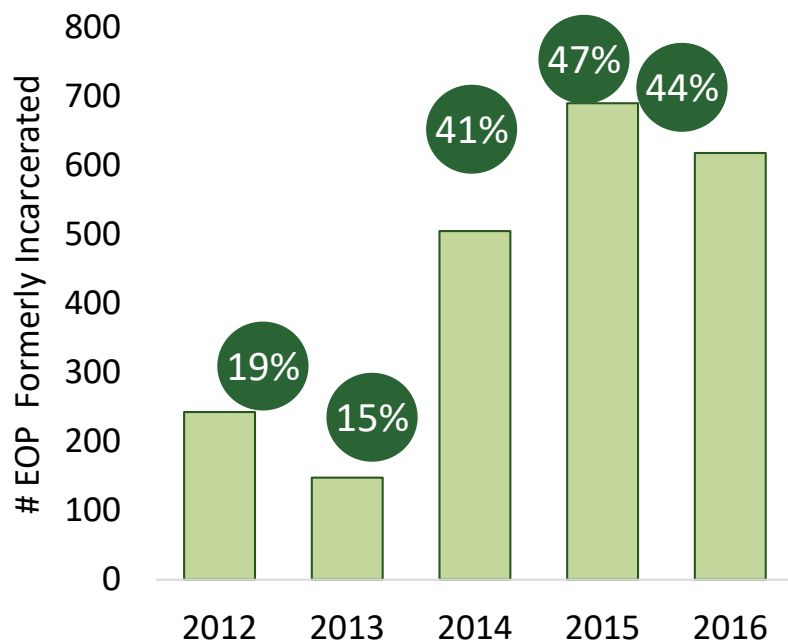
	2012	2013	2014	2015	2016
# released per year	48,100	34,900	37,000	39,800	33,400

Data Source: Analysis of CDCR and Medi-Cal 2012-2016 data from the CDCR/DHCS Medi-Cal Utilization Project

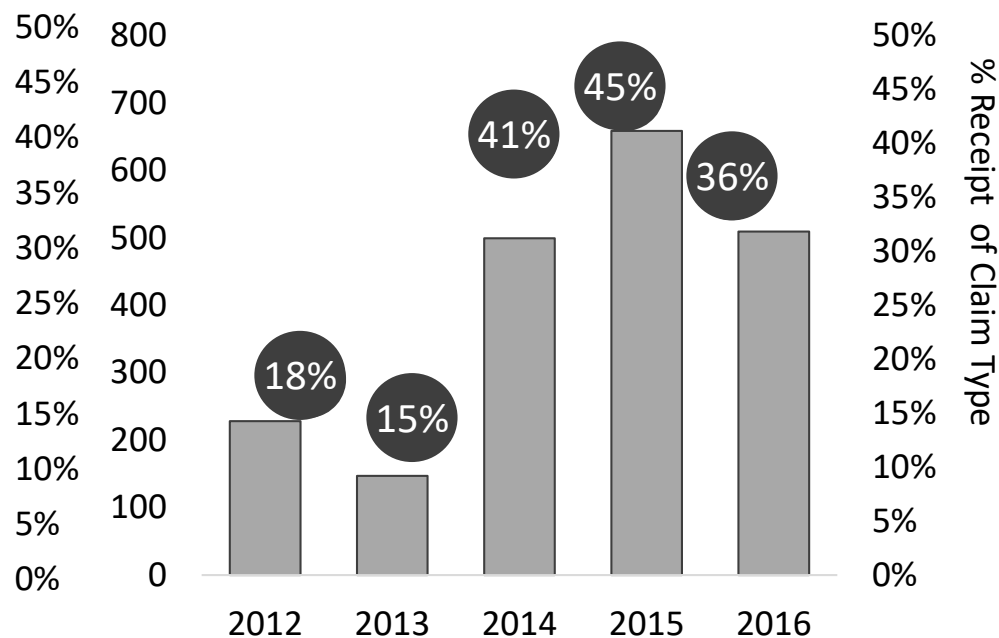
*Estimates rounded to the nearest hundred

% of Physical and Behavioral Health Claims for Enhanced Outpatient Program (EOP) by CDCR Release Year

Physical Health Claims



Behavioral Health Claims

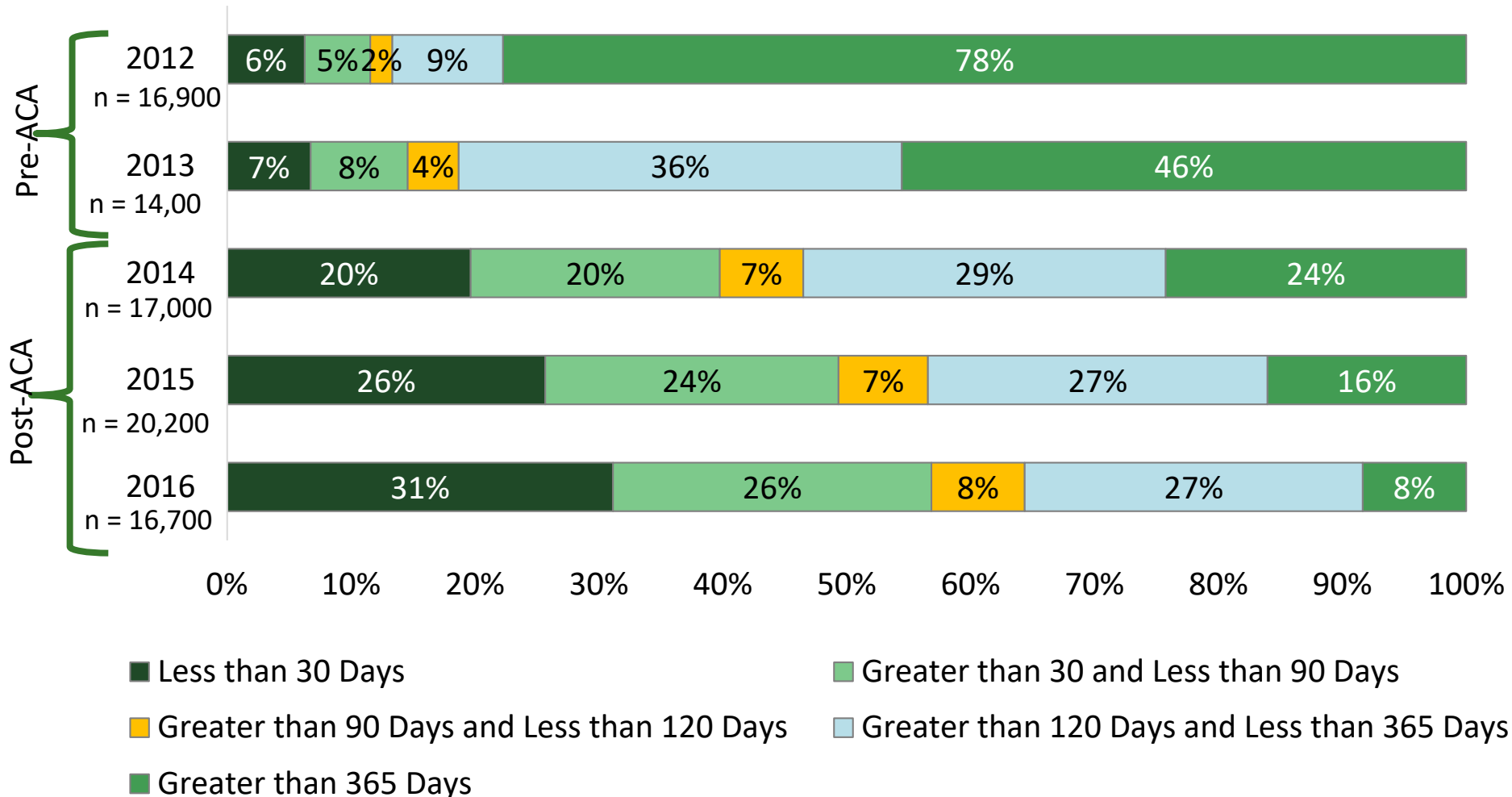


	2012	2013	2014	2015	2016
# EOP released per year	1,300	1,000	1,200	1,500	1,400

Data Source: Analysis of CDCR and Medi-Cal 2012-2016 data from the CDCR/DHCS Medi-Cal Utilization Project

*Estimates rounded to the nearest hundred

Number of Days between Release and Receipt of First Medi-Cal Service by CDCR Release Year

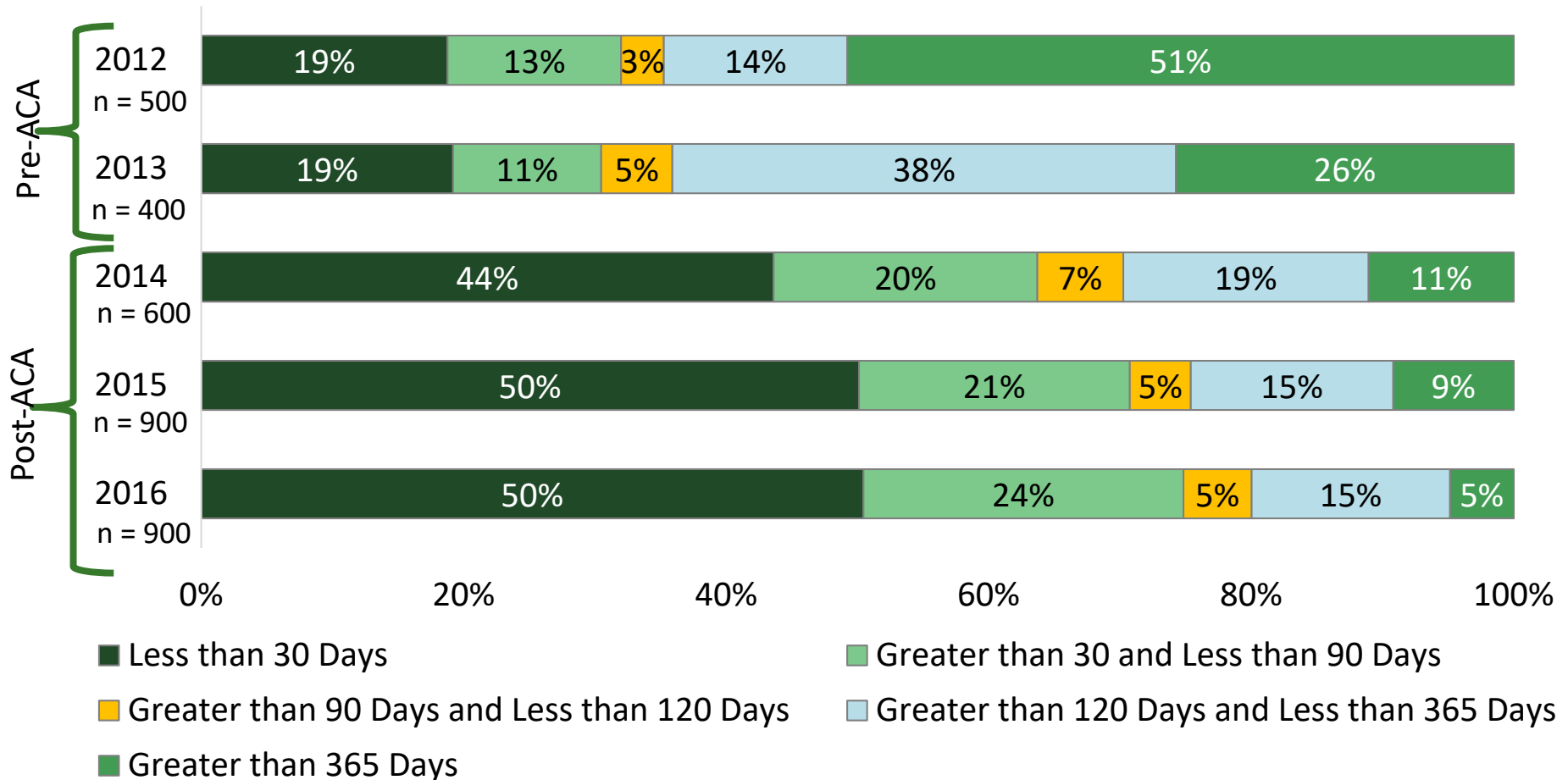


Data Source: Analysis of CDCR and Medi-Cal 2012-2016 data from the CDCR/DHCS Medi-Cal Utilization Project

*Estimates rounded to the nearest hundred

Number of Days between Release and Receipt of First Medi-Cal Service by CDCR Release Year (EOP)

Enhanced Outpatient Program (EOP)



Data Source: Analysis of CDCR and Medi-Cal 2012-2016 data from the CDCR/DHCS Medi-Cal Utilization Project

*Estimates rounded to the nearest hundred

- Key Findings
 - Medi-Cal expansion increased access and utilization of healthcare services for CDCR's formerly incarcerated
 - Overall received Medi-Cal service:
7% - 2012 → 36% - 2016
 - Physical Health Claims: 7% - 2012 → 31% - 2016
 - Behavioral Health Claims: 3% - 2012 → 15% - 2016
 - A large proportion of EOPs received services from a Medi-Cal provider post ACA
 - Physical Health Claims: 19% - 2012 → 44% - 2016
 - Behavioral Health Claims: 18% - 2012 → 36% - 2016

- Results support CCJBH Recommendation:
 - Preserve and protect California's expansion of Medi-Cal and mental health and substance use disorder treatment as essential health benefits. The success of public safety realignment and criminal justice reforms in California is significantly reliant on expanded Medi-Cal eligibility and services, especially behavioral health services.
- Limitations
 - No information on individuals who did not enroll in Medi-Cal
 - Missing additional social and environmental data (e.g. housing, employment, social support)

Next Steps

- Examine association between recidivism/convictions and healthcare
- County level data for counties that opted into the Drug Medi-Cal Organized Delivery System Pilot program
- Explore additional quality of behavioral health care received by the formerly incarcerated (HEDIS Measures)
 - Mental Health and Substance Use Disorder specific measures
- Refining linkage method
 - Probabilistic and deterministic methodology



CCJBH

Council on Criminal Justice and Behavioral Health

Building bridges to prevent incarceration

Thank You

Dawnté R. Early, PhD, MS

Dawnte.Early@cdcr.ca.gov

<https://sites.cdcr.ca.gov/ccjbh/>

